

Mental Health - Mississippi State Hospital

P. O. Box 157-A - Whitfield, MS 39193

James G. Chastain

AGENCY

ADDRESS

CHIEF EXECUTIVE OFFICER

	Actual Expenses June 30, 2024	Estimated Expenses June 30, 2025	Requested For June 30, 2026	Requested Over/(Under) Estimated	
				AMOUNT	PERCENT
I. A. PERSONAL SERVICES					
1. Salaries, Wages & Fringe Benefits (Base)	75,380,744	85,304,715	89,634,747		
a. Additional Compensation			7,964,521		
b. Proposed Vacancy Rate (Dollar Amount)			1,810,056		
c. Per Diem					
Total Salaries, Wages & Fringe Benefits	75,380,744	85,304,715	95,789,212	10,484,497	12.29%
2. Travel					
a. Travel & Subsistence (In-State)	18,356	24,000	24,000		
b. Travel & Subsistence (Out-Of-State)	3,112				
c. Travel & Subsistence (Out-Of-Country)					
Total Travel	21,468	24,000	24,000		
B. CONTRACTUAL SERVICES (Schedule B)					
a. Tuition, Rewards & Awards	34,599	38,059	38,059		
b. Communications, Transportation & Utilities	1,767,965	1,775,466	1,775,466		
c. Public Information	45,446	49,991	49,991		
d. Rents	499,727	507,227	507,227		
e. Repairs & Service	1,431,032	1,574,135	1,574,135		
f. Fees, Professional & Other Services	19,947,496	21,942,246	24,179,327	2,237,081	10.20%
g. Other Contractual Services	331,173	364,290	364,290		
h. Data Processing	1,030,440	1,133,484	1,133,484		
i. Other	197,601	205,102	205,102		
Total Contractual Services	25,285,479	27,590,000	29,827,081	2,237,081	8.11%
C. COMMODITIES (Schedule C)					
a. Maintenance & Construction Materials & Supplies	57,868	157,868	157,868		
b. Printing & Office Supplies & Materials	333,925	661,435	661,435		
c. Equipment, Repair Parts, Supplies & Accessories	340,508	658,080	658,080		
d. Professional & Scientific Supplies & Materials	3,167,825	3,698,249	3,698,249		
e. Other Supplies & Materials	1,084,363	1,296,251	1,296,251		
Total Commodities	4,984,489	6,471,883	6,471,883		
D. CAPITAL OUTLAY					
1. Total Other Than Equipment (Schedule D-1)	67,153	81,000	81,000		
2. Equipment (Schedule D-2)					
b. Road Machinery, Farm & Other Working Equipment					
c. Office Machines, Furniture, Fixtures & Equipment	101,428	105,248	105,248		
d. IS Equipment (Data Processing & Telecommunications)	195,401	194,752	194,752		
e. Equipment - Lease Purchase					
f. Other Equipment					
Total Equipment (Schedule D-2)	296,829	300,000	300,000		
3. Vehicles (Schedule D-3)	39,461	100,000	266,594	166,594	166.59%
4. Wireless Comm. Devices (Schedule D-4)					
E. SUBSIDIES, LOANS & GRANTS (Schedule E)	9,264,355	9,681,258	10,386,753	705,495	7.29%
TOTAL EXPENDITURES	115,339,978	129,552,856	143,146,523	13,593,667	10.49%
II. BUDGET TO BE FUNDED AS FOLLOWS:					
Cash Balance-Unencumbered	8,758,251	8,256,181	8,256,180	(1)	0.00%
General Fund Appropriation (Enter General Fund Lapse Below)	62,619,824	67,398,186	81,531,923	14,133,737	20.97%
State Support Special Funds	3,161,883	3,161,883	3,161,883		
Federal Funds					
Other Special Funds (Specify)					
MEDICAID	38,255,788	46,004,695	45,776,111	(228,584)	(0.50%)
MEDICARE	3,211,877	3,862,459	3,686,321	(176,138)	(4.56%)
OTHER	5,172,628	6,220,370	6,162,023	(58,347)	(0.94%)
CLIENT/PATIENT FUNDS	2,415,908	2,905,262	2,828,262	(77,000)	(2.65%)
Less: Estimated Cash Available Next Fiscal Period	(8,256,181)	(8,256,180)	(8,256,180)		
TOTAL FUNDS (equals Total Expenditures above)	115,339,978	129,552,856	143,146,523	13,593,667	10.49%
GENERAL FUND LAPSE					
III: PERSONNEL DATA					
Number of Positions Authorized in Appropriation Bill					
a.) Perm Full	1,486	1,326	1,326		
b.) Perm Part					
c.) T-L Full	59	54	54		
d.) T-L Part					
Average Annual Vacancy Rate (Percentage)					
a.) Perm Full	0.39	0.17	0.17		
b.) Perm Part					
c.) T-L Full	0.19	0.08	0.08		
d.) T-L Part					

Approved by:

James G. Chastain

Official of Board or Commission

Submitted by:

Carla Dearman

Date:

8/1/2024 4:44 PM

Budget Officer:

Carla C. Dearman / carla.dearman@msh.ms.gov

Phone Number:

601-351-8164

Title:

Support Services Director

REQUEST BY FUNDING SOURCE

Name of Agency : Mental Health - Mississippi State Hospital

Specify Funding Sources As Shown Below	FY 2024 Actual Amount	% of Line Item	% of Total Budget	FY 2025 Estimated Amount	% of Line Item	% of Total Budget	FY 2026 Requested Amount	% of Line Item	% of Total Budget
1. General _____ State Support Special (Specify) _____	55,912,337	74.17%		60,435,654	70.85%		71,618,616	74.77%	
2. Education Enhancement Fund									
3. Health Care Expendable Fund									
4. Tobacco Control Fund									
5. Capital Expense Fund									
6. Working Cash Stabilization Reserve Fund									
7. BP Settlement Fund									
8. Gulf Coast Restoration Fund									
9. Coronavirus Local Fiscal Recovery Fund									
10. Coronavirus State Fiscal Recovery Fund									
11. Coronavirus State Fiscal Recovery Lost Revenue Fund									
12. MS Assoc of Ind Colleges and Univ (MAICU) Fund									
13. Federal _____ Other Special (Specify) _____									
14. MEDICAID	15,648,991	20.76%		19,953,173	23.39%		20,731,372	21.64%	
15. MEDICARE	1,351,414	1.79%		1,190,856	1.40%		996,063	1.04%	
16. OTHER	1,689,266	2.24%		2,184,719	2.56%		1,543,783	1.61%	
17. CLIENT/PATIENT FUNDS	778,736	1.03%		1,540,313	1.81%		899,378	0.94%	
Total Salaries	75,380,744		65.36%	85,304,715		65.85%	95,789,212		66.92%
1. General _____ State Support Special (Specify) _____									
2. Education Enhancement Fund									
3. Health Care Expendable Fund									
4. Tobacco Control Fund									
5. Capital Expense Fund									
6. Working Cash Stabilization Reserve Fund									
7. BP Settlement Fund									
8. Gulf Coast Restoration Fund									
9. Coronavirus Local Fiscal Recovery Fund									
10. Coronavirus State Fiscal Recovery Fund									
11. Coronavirus State Fiscal Recovery Lost Revenue Fund									
12. MS Assoc of Ind Colleges and Univ (MAICU) Fund									
13. Federal _____ Other Special (Specify) _____									
14. MEDICAID	12,880	60.00%		14,400	60.00%		14,400	60.00%	
15. MEDICARE	3,435	16.00%		3,840	16.00%		3,840	16.00%	
16. OTHER	4,294	20.00%		4,800	20.00%		4,800	20.00%	
17. CLIENT/PATIENT FUNDS	859	4.00%		960	4.00%		960	4.00%	
Total Travel	21,468		0.02%	24,000		0.02%	24,000		0.02%
1. General _____ State Support Special (Specify) _____							1,482,944	4.97%	
2. Education Enhancement Fund									
3. Health Care Expendable Fund	1,690,484	6.69%		1,690,000	6.13%		1,690,000	5.67%	
4. Tobacco Control Fund									
5. Capital Expense Fund									
6. Working Cash Stabilization Reserve Fund									
7. BP Settlement Fund									
8. Gulf Coast Restoration Fund									
9. Coronavirus Local Fiscal Recovery Fund									
10. Coronavirus State Fiscal Recovery Fund									
11. Coronavirus State Fiscal Recovery Lost Revenue Fund									
12. MS Assoc of Ind Colleges and Univ (MAICU) Fund									
13. Federal _____ Other Special (Specify) _____									
14. MEDICAID	19,210,908	75.98%		21,117,287	76.54%		20,752,883	69.58%	
15. MEDICARE	821,699	3.25%		1,355,807	4.91%		1,355,807	4.55%	
16. OTHER	2,184,907	8.64%		2,390,906	8.67%		2,950,176	9.89%	
17. CLIENT/PATIENT FUNDS	1,377,481	5.45%		1,036,000	3.75%		1,595,271	5.35%	
Total Contractual	25,285,479		21.92%	27,590,000		21.30%	29,827,081		20.84%

REQUEST BY FUNDING SOURCE

Name of Agency : Mental Health - Mississippi State Hospital

Specify Funding Sources As Shown Below	FY 2024 Actual Amount	% of Line Item	% of Total Budget	FY 2025 Estimated Amount	% of Line Item	% of Total Budget	FY 2026 Requested Amount	% of Line Item	% of Total Budget
1. General _____ State Support Special (Specify) _____									
2. Education Enhancement Fund									
3. Health Care Expendable Fund	1,471,399	29.52%		1,471,883	22.74%		1,471,883	22.74%	
4. Tobacco Control Fund									
5. Capital Expense Fund									
6. Working Cash Stabilization Reserve Fund									
7. BP Settlement Fund									
8. Gulf Coast Restoration Fund									
9. Coronavirus Local Fiscal Recovery Fund									
10. Coronavirus State Fiscal Recovery Fund									
11. Coronavirus State Fiscal Recovery Lost Revenue Fund									
12. MS Assoc of Ind Colleges and Univ (MAICU) Fund									
13. Federal _____ Other Special (Specify) _____									
14. MEDICAID	2,107,854	42.29%		3,000,000	46.35%		3,000,000	46.35%	
15. MEDICARE	562,094	11.28%		800,000	12.36%		800,000	12.36%	
16. OTHER	702,618	14.10%		1,000,000	15.45%		1,000,000	15.45%	
17. CLIENT/PATIENT FUNDS	140,524	2.82%		200,000	3.09%		200,000	3.09%	
Total Commodities	4,984,489		4.32%	6,471,883		5.00%	6,471,883		4.52%
1. General _____ State Support Special (Specify) _____									
2. Education Enhancement Fund									
3. Health Care Expendable Fund									
4. Tobacco Control Fund									
5. Capital Expense Fund									
6. Working Cash Stabilization Reserve Fund									
7. BP Settlement Fund									
8. Gulf Coast Restoration Fund									
9. Coronavirus Local Fiscal Recovery Fund									
10. Coronavirus State Fiscal Recovery Fund									
11. Coronavirus State Fiscal Recovery Lost Revenue Fund									
12. MS Assoc of Ind Colleges and Univ (MAICU) Fund									
13. Federal _____ Other Special (Specify) _____									
14. MEDICAID	40,292	60.00%		48,600	60.00%		48,600	60.00%	
15. MEDICARE	10,744	16.00%		12,960	16.00%		12,960	16.00%	
16. OTHER	13,431	20.00%		16,200	20.00%		16,200	20.00%	
17. CLIENT/PATIENT FUNDS	2,686	4.00%		3,240	4.00%		3,240	4.00%	
Total Capital Other Than Equipment	67,153		0.06%	81,000		0.06%	81,000		0.06%
1. General _____ State Support Special (Specify) _____									
2. Education Enhancement Fund									
3. Health Care Expendable Fund									
4. Tobacco Control Fund									
5. Capital Expense Fund									
6. Working Cash Stabilization Reserve Fund									
7. BP Settlement Fund									
8. Gulf Coast Restoration Fund									
9. Coronavirus Local Fiscal Recovery Fund									
10. Coronavirus State Fiscal Recovery Fund									
11. Coronavirus State Fiscal Recovery Lost Revenue Fund									
12. MS Assoc of Ind Colleges and Univ (MAICU) Fund									
13. Federal _____ Other Special (Specify) _____									
14. MEDICAID	178,097	60.00%		180,000	60.00%		180,000	60.00%	
15. MEDICARE	47,493	16.00%		48,000	16.00%		48,000	16.00%	
16. OTHER	59,366	20.00%		60,000	20.00%		60,000	20.00%	
17. CLIENT/PATIENT FUNDS	11,873	4.00%		12,000	4.00%		12,000	4.00%	
Total Capital Equipment	296,829		0.26%	300,000		0.23%	300,000		0.21%

REQUEST BY FUNDING SOURCE

Name of Agency : Mental Health - Mississippi State Hospital

Specify Funding Sources As Shown Below	FY 2024 Actual Amount	% of Line Item	% of Total Budget	FY 2025 Estimated Amount	% of Line Item	% of Total Budget	FY 2026 Requested Amount	% of Line Item	% of Total Budget
1. General _____ State Support Special (Specify) _____							50,000	18.76%	
2. Education Enhancement Fund									
3. Health Care Expendable Fund									
4. Tobacco Control Fund									
5. Capital Expense Fund									
6. Working Cash Stabilization Reserve Fund									
7. BP Settlement Fund									
8. Gulf Coast Restoration Fund									
9. Coronavirus Local Fiscal Recovery Fund									
10. Coronavirus State Fiscal Recovery Fund									
11. Coronavirus State Fiscal Recovery Lost Revenue Fund									
12. MS Assoc of Ind Colleges and Univ (MAICU) Fund									
13. Federal _____ Other Special (Specify) _____									
14. MEDICAID	23,677	60.00%		60,000	60.00%		129,956	48.75%	
15. MEDICARE	6,314	16.00%		16,000	16.00%		34,655	13.00%	
16. OTHER	7,892	20.00%		20,000	20.00%		43,319	16.25%	
17. CLIENT/PATIENT FUNDS	1,578	4.00%		4,000	4.00%		8,664	3.25%	
Total Vehicles	39,461		0.03%	100,000		0.08%	266,594		0.19%
1. General _____ State Support Special (Specify) _____									
2. Education Enhancement Fund									
3. Health Care Expendable Fund									
4. Tobacco Control Fund									
5. Capital Expense Fund									
6. Working Cash Stabilization Reserve Fund									
7. BP Settlement Fund									
8. Gulf Coast Restoration Fund									
9. Coronavirus Local Fiscal Recovery Fund									
10. Coronavirus State Fiscal Recovery Fund									
11. Coronavirus State Fiscal Recovery Lost Revenue Fund									
12. MS Assoc of Ind Colleges and Univ (MAICU) Fund									
13. Federal _____ Other Special (Specify) _____									
14. MEDICAID									
15. MEDICARE									
16. OTHER									
17. CLIENT/PATIENT FUNDS									
Total Wireless Communication Devs.									
1. General _____ State Support Special (Specify) _____	6,707,487	72.40%		6,962,532	71.92%		8,380,363	80.68%	
2. Education Enhancement Fund									
3. Health Care Expendable Fund									
4. Tobacco Control Fund									
5. Capital Expense Fund									
6. Working Cash Stabilization Reserve Fund									
7. BP Settlement Fund									
8. Gulf Coast Restoration Fund									
9. Coronavirus Local Fiscal Recovery Fund									
10. Coronavirus State Fiscal Recovery Fund									
11. Coronavirus State Fiscal Recovery Lost Revenue Fund									
12. MS Assoc of Ind Colleges and Univ (MAICU) Fund									
13. Federal _____ Other Special (Specify) _____									
14. MEDICAID	1,534,120	16.56%		1,631,236	16.85%		918,900	8.85%	
15. MEDICARE	409,099	4.42%		434,996	4.49%		434,996	4.19%	
16. OTHER	511,374	5.52%		543,745	5.62%		543,745	5.23%	
17. CLIENT/PATIENT FUNDS	102,275	1.10%		108,749	1.12%		108,749	1.05%	
Total Subsidies	9,264,355		8.03%	9,681,258		7.47%	10,386,753		7.26%

Name of Agency : Mental Health - Mississippi State Hospital

Specify Funding Sources As Shown Below	FY 2024 Actual Amount	% of Line Item	% of Total Budget	FY 2025 Estimated Amount	% of Line Item	% of Total Budget	FY 2026 Requested Amount	% of Line Item	% of Total Budget
1. General _____ State Support Special (Specify) _____	62,619,824	54.29%		67,398,186	52.02%		81,531,923	56.96%	
2. Education Enhancement Fund									
3. Health Care Expendable Fund	3,161,883	2.74%		3,161,883	2.44%		3,161,883	2.21%	
4. Tobacco Control Fund									
5. Capital Expense Fund									
6. Working Cash Stabilization Reserve Fund									
7. BP Settlement Fund									
8. Gulf Coast Restoration Fund									
9. Coronavirus Local Fiscal Recovery Fund									
10. Coronavirus State Fiscal Recovery Fund									
11. Coronavirus State Fiscal Recovery Lost Revenue Fund									
12. MS Assoc of Ind Colleges and Univ (MAICU) Fund									
13. Federal _____ Other Special (Specify) _____									
14. MEDICAID	38,756,819	33.60%		46,004,696	35.51%		45,776,111	31.98%	
15. MEDICARE	3,212,292	2.79%		3,862,459	2.98%		3,686,321	2.58%	
16. OTHER	5,173,148	4.49%		6,220,370	4.80%		6,162,023	4.30%	
17. CLIENT/PATIENT FUNDS	2,416,012	2.09%		2,905,262	2.24%		2,828,262	1.98%	
TOTAL	115,339,978		100.00%	129,552,856		100.00%	143,146,523		100.00%

SPECIAL FUNDS DETAIL

Mental Health - Mississippi State Hospital (374-00)

Name of Agency

S. STATE SUPPORT SPECIAL FUNDS		(1) Actual Revenues FY 2024	(2) Estimated Revenues FY 2025	(3) Requested Revenues FY 2026
Source (Fund Number)	Detailed Description of Source			
Education Enhancement Fund	EEF - Education Enhancement Fund			
Health Care Expendable Fund (6239900000)	HCEF - Health Care Expendable Fund	3,161,883	3,161,883	3,161,883
Tobacco Control Fund	TCF - Tobacco Control Fund			
Capital Expense Fund	CEF - Capital Expense Fund			
Working Cash Stabilization Reserve Fund	WCSRF - Working Cash Stabilization Reserve Fund			
BP Settlement Fund	BPSF - BP Settlement Fund			
Gulf Coast Restoration Fund	GCRF - Gulf Coast Restoration Fund			
Coronavirus Local Fiscal Recovery Fund	CLFRF - Coronavirus Local Fiscal Recovery Fund			
Coronavirus State Fiscal Recovery Fund	CSFRF - Coronavirus State Fiscal Recovery Fund			
Coronavirus State Fiscal Recovery Lost Revenue Fund	CLFRLRF - Coronavirus State Fiscal Recovery Lost Revenue Fund			
MS Assoc of Ind Colleges and Univ (MAICU) Fund	MAICUF - MS Assoc of Independent Colleges and Universities Fund			
State Support Special Fund TOTAL		3,161,883	3,161,883	3,161,883
STATE SUPPORT SPECIAL FUND LAPSE				

A. FEDERAL FUNDS *		Percentage Match Requirement FY 2025 FY 2026	(1) Actual Revenues FY 2024	(2) Estimated Revenues FY 2025	(3) Requested Revenues FY 2026
Source (Fund Number)	Detailed Description of Source				
	Cash Balance-Unencumbered				
Federal Fund TOTAL					

B. OTHER SPECIAL FUNDS (NON-FED'L)		(1) Actual Revenues FY 2024	(2) Estimated Revenues FY 2025	(3) Requested Revenues FY 2026
Source (Fund Number)	Detailed Description of Source			
	Cash Balance-Unencumbered	8,758,251	8,256,181	8,256,180
MEDICAID (3337400000)	DIVISION OF MEDICAID	25,469,516	30,628,498	30,669,994
MEDICAID DSH/UPL (3337400000)	DIVISION OF MEDICAID	12,786,272	15,376,197	15,106,117
MEDICARE (3337400000)	MEDICARE	3,211,877	3,862,459	3,686,321
OTHER (3337400000)	OTHER	5,172,628	6,220,370	6,162,023
CLIENT/PATIENT FUNDS (3337400000)	FROM PATIENT/CLIENTS	2,415,908	2,905,262	2,828,262
Other Special Fund TOTAL		57,814,452	67,248,967	66,708,897

SECTIONS S + A + B TOTAL	60,976,335	70,410,850	69,870,780
---------------------------------	-------------------	-------------------	-------------------

C. TREASURY FUND/BANK ACCOUNTS *	Fund/Account Number	Name of Bank (If Applicable)	(1) Reconciled Balance as of 6/30/24	(2) Balance as of 6/30/25	(3) Balance as of 6/30/26
Name of Fund/Account					
*MS STATE HOSPITAL CAFETERIA PLAN	8836600000	BANK PLUS	89,026	89,000	89,000

SPECIAL FUNDS DETAIL

Mental Health - Mississippi State Hospital (374-00)

Name of Agency

C. TREASURY FUND/BANK ACCOUNTS *			(1)	(2)	(3)
Name of Fund/Account	Fund/Account Number	Name of Bank (If Applicable)	Reconciled Balance as of 6/30/24	Balance as of 6/30/25	Balance as of 6/30/26
+MS STATE HOSPITAL CONTINGENT FUND	8836000000	BANK PLUS	1,421,115	1,600	1,600
*MS STATE HOSPITAL DORMITORY DEPOSIT	8836100000	BANK PLUS	1,301	1,300	1,300
'MS STATE HOSPITAL JNH RESIDENT TRUST FUND	8836200000	BANK PLUS	324,726	324,000	324,000
'MS STATE HOSPITAL PATIENT TRUST FUND	8836300000	BANK PLUS	214,297	214,000	214,000
MS STATE HOSPITAL PETTY CASH	8836500000	BANK PLUS	1,433	2,000	2,000
+MS STATE HOSPITAL SOCIAL SECURITY CLEARING ACCOUNT	8836700000	BANK PLUS			
+MS STATE HOSPITAL UTILITIES ACCOUNT	8836800000	BANK PLUS	7,885	5,000	5,000
SPECIALIZED TREATMENT FACILITY CASH COLLECTION	8836900000	HANCOCK BANK	16,526	16,000	16,000
'SPECIALIZED TREATMENT FACILITY CLIENT FUND	8837000000	HANCOCK BANK	4,202	4,200	4,200

* Any non-federal funds that have restricted uses must be identified and narrative of restrictions attached.

NARRATIVE OF SPECIAL FUNDS DETAIL AND TREASURY FUND/BANK ACCOUNTS

Mental Health - Mississippi State Hospital (374-00)

Name of Agency

STATE SUPPORT SPECIAL FUNDS

Health Care Expendable Funds are used by MSH for patient care and treatment and are accounted for in a separate treasury fund (#623990000). Mississippi State Hospital is requesting level funding of \$3,161,883.

OTHER SPECIAL FUNDS

MEDICAID

Medicaid receipts consist of the standard Medicaid payments received for patient care activities by Jaquith Nursing Home, Whitfield Medical Surgical Hospital, Oak Circle Center (Child and Adolescent Acute Psychiatric), and Specialized Treatment Facility. The amount of Medicaid receipts from the nursing home primarily depends on the level of Medicaid allowable costs as confirmed by the nursing home's annual Medicaid Cost Report and the number of residents certified to receive Medicaid assistance; Specialized Treatment Facility is reimbursed in like manner. The level of Medicaid revenues for Mississippi State Hospital service units is determined by the individual patient's needs and their Medicaid status. Included in Medicaid revenue are MSH's DSH and MHAP payments. Medicaid Disproportionate Share (DSH) is revenue derived from a payment system that compensates hospitals that provide care to a "disproportionate share" of indigent patients. Closely associated with DSH is a second payment called "MS Hospital Access Payment," which compensates hospitals for treating a large share of Medicaid and indigent patients at rates less than those paid by Medicare. Beginning in FY 2020, 10% of MSH's MHAP payment will be moving into the QIPP pool; this could affect the amount MSH receives related to this program.

MEDICARE

Medicare Receipts are collections from applicable services that Medicare covers. The Whitfield Medical Surgical Hospital, Inpatient Services, and Male and Female Receiving units are all certified to participate in Medicare.

OTHER

Other funds include patient fees from benefit payments, Department of Mental Health Central Office grants, and educational grant funds.

PATIENT/CLIENT FEES

Patient/Client fees include monies paid to MSH by patients and residents to reimburse MSH for the cost of their treatment. Fees charged are based on the patient's ability to pay and MSH's sliding fee scale approved by the Board of Mental Health.

Mississippi State Hospital seeks \$58,452,717 in other special fund authority for FY 2026.

TREASURY FUND / BANK

` Custodial/Trust funds for patients/residents; restrictive use

+ Used as a clearing account, restrictive use

* Employee funds; restrictive use

CONTINUATION AND EXPANDED TOTAL REQUEST

Mental Health - Mississippi State Hospital (374-00)

SUMMARY OF ALL PROGRAMS

Name of Agency

Program

	FY 2024 Actual				
	(1) General	(2) State Support Special	(3) Federal	(4) Other Special	(5) Total
Salaries,Wages & Fringe	55,912,337			19,468,407	75,380,744
Travel				21,468	21,468
Contractual Services		1,690,484		23,594,995	25,285,479
Commodities		1,471,399		3,513,090	4,984,489
Other Than Equipment				67,153	67,153
Equipment				296,829	296,829
Vehicles				39,461	39,461
Wireless Communication Devices					
Subsidies, Loans & Grants	6,707,487			2,556,868	9,264,355
Total	62,619,824	3,161,883		49,558,271	115,339,978
No. of Positions (FTE)	1,117.00			428.00	1,545.00

	FY 2025 Estimated				
	(6) General	(7) State Support Special	(8) Federal	(9) Other Special	(10) Total
Salaries,Wages & Fringe	60,435,654			24,869,061	85,304,715
Travel				24,000	24,000
Contractual Services		1,690,000		25,900,000	27,590,000
Commodities		1,471,883		5,000,000	6,471,883
Other Than Equipment				81,000	81,000
Equipment				300,000	300,000
Vehicles				100,000	100,000
Wireless Communication Devices					
Subsidies, Loans & Grants	6,962,532			2,718,726	9,681,258
Total	67,398,186	3,161,883		58,992,787	129,552,856
No. of Positions (FTE)	976.00			404.00	1,380.00

	FY 2026 Increase/Decrease for Continuation				
	(11) General	(12) State Support Special	(13) Federal	(14) Other Special	(15) Total
Salaries,Wages & Fringe	11,182,962			(698,465)	10,484,497
Travel					
Contractual Services	1,482,944			754,137	2,237,081
Commodities					
Other Than Equipment					
Equipment					
Vehicles	50,000			116,594	166,594
Wireless Communication Devices					
Subsidies, Loans & Grants	1,417,831			(712,336)	705,495
Total	14,133,737			(540,070)	13,593,667
No. of Positions (FTE)					

Note: FY2026 Total Request = FY2025 Estimated + FY2026 Incr(Decr) for Continuation + FY2026 Expansion/Reduction of Existing Activities + FY2026 New Activities.

CONTINUATION AND EXPANDED TOTAL REQUEST

Mental Health - Mississippi State Hospital (374-00)

SUMMARY OF ALL PROGRAMS

Name of Agency	Program				
	FY 2026 Expansion/Reduction of Existing Activities				
	(16) General	(17) State Support Special	(18) Federal	(19) Other Special	(20) Total
Salaries,Wages & Fringe					
Travel					
Contractual Services					
Commodities					
Other Than Equipment					
Equipment					
Vehicles					
Wireless Communication Devices					
Subsidies, Loans & Grants					
Total					
No. of Positions (FTE)					

	FY 2026 New Activities (*)				
	(21) General	(22) State Support Special	(23) Federal	(24) Other Special	(25) Total
Salaries,Wages & Fringe					
Travel					
Contractual Services					
Commodities					
Other Than Equipment					
Equipment					
Vehicles					
Wireless Communication Devices					
Subsidies, Loans & Grants					
Total					
No. of Positions (FTE)					

	FY 2026 Total Request				
	(26) General	(27) State Support Special	(28) Federal	(29) Other Special	(30) Total
Salaries,Wages & Fringe	71,618,616			24,170,596	95,789,212
Travel				24,000	24,000
Contractual Services	1,482,944	1,690,000		26,654,137	29,827,081
Commodities		1,471,883		5,000,000	6,471,883
Other Than Equipment				81,000	81,000
Equipment				300,000	300,000
Vehicles	50,000			216,594	266,594
Wireless Communication Devices					
Subsidies, Loans & Grants	8,380,363			2,006,390	10,386,753
Total	81,531,923	3,161,883		58,452,717	143,146,523
No. of Positions (FTE)	976.00			404.00	1,380.00

Note: FY2026 Total Request = FY2025 Estimated + FY2026 Incr(Decr) for Continuation + FY2026 Expansion/Reduction of Existing Activities + FY2026 New Activities.

SUMMARY OF PROGRAMS
FORM MBR-1-03sum

Mental Health - Mississippi State Hospital (374-00)

Name of Agency

FUNDING REQUESTED FISCAL YEAR 2026

	PROGRAM	GENERAL	ST. SUPP. SPECIAL	FEDERAL	OTHER SPECIAL	TOTAL
1.	MI - Institutional Care	74,795,793	3,051,245		53,369,651	131,216,689
2.	MI - Support Services	2,008,189			1,314,082	3,322,271
3.	Specialized Treatment Facility	4,727,941	110,638		3,768,984	8,607,563
	Summary of All Programs	81,531,923	3,161,883		58,452,717	143,146,523

CONTINUATION AND EXPANDED REQUEST

Program 1 of 3

Mental Health - Mississippi State Hospital (374-00)

MI - Institutional Care

Name of Agency

Program

	FY 2024 Actual				
	(1) General	(2) State Support Special	(3) Federal	(4) Other Special	(5) Total
Salaries,Wages & Fringe	50,087,310			17,368,195	67,455,505
Travel				14,873	14,873
Contractual Services		1,690,484		22,261,743	23,952,227
Commodities		1,360,761		3,146,654	4,507,415
Other Than Equipment				67,153	67,153
Equipment				265,046	265,046
Vehicles					
Wireless Communication Devices					
Subsidies, Loans & Grants	6,504,441			2,324,686	8,829,127
Total	56,591,751	3,051,245		45,448,350	105,091,346
No. of Positions (FTE)	993.00			373.00	1,366.00

	FY 2025 Estimated				
	(6) General	(7) State Support Special	(8) Federal	(9) Other Special	(10) Total
Salaries,Wages & Fringe	54,166,134			22,369,027	76,535,161
Travel				17,704	17,704
Contractual Services		1,690,000		24,373,934	26,063,934
Commodities		1,361,245		4,243,805	5,605,050
Other Than Equipment				81,000	81,000
Equipment				268,046	268,046
Vehicles				100,000	100,000
Wireless Communication Devices					
Subsidies, Loans & Grants	6,743,992			2,442,343	9,186,335
Total	60,910,126	3,051,245		53,895,859	117,857,230
No. of Positions (FTE)	852.00			349.00	1,201.00

	FY 2026 Increase/Decrease for Continuation				
	(11) General	(12) State Support Special	(13) Federal	(14) Other Special	(15) Total
Salaries,Wages & Fringe	11,007,307			(757,018)	10,250,289
Travel					
Contractual Services	1,482,944			754,137	2,237,081
Commodities					
Other Than Equipment					
Equipment					
Vehicles	50,000			116,594	166,594
Wireless Communication Devices					
Subsidies, Loans & Grants	1,345,416			(639,921)	705,495
Total	13,885,667			(526,208)	13,359,459
No. of Positions (FTE)					

Note: FY2026 Total Request = FY2025 Estimated + FY2026 Incr(Decr) for Continuation + FY2026 Expansion/Reduction of Existing Activities + FY2026 New Activities.

CONTINUATION AND EXPANDED REQUEST

Program 1 of 3

Mental Health - Mississippi State Hospital (374-00)

MI - Institutional Care

Name of Agency

Program

	FY 2026 Expansion/Reduction of Existing Activities				
	(16) General	(17) State Support Special	(18) Federal	(19) Other Special	(20) Total
Salaries,Wages & Fringe					
Travel					
Contractual Services					
Commodities					
Other Than Equipment					
Equipment					
Vehicles					
Wireless Communication Devices					
Subsidies, Loans & Grants					
Total					
No. of Positions (FTE)					

	FY 2026 New Activities (*)				
	(21) General	(22) State Support Special	(23) Federal	(24) Other Special	(25) Total
Salaries,Wages & Fringe					
Travel					
Contractual Services					
Commodities					
Other Than Equipment					
Equipment					
Vehicles					
Wireless Communication Devices					
Subsidies, Loans & Grants					
Total					
No. of Positions (FTE)					

	FY 2026 Total Request				
	(26) General	(27) State Support Special	(28) Federal	(29) Other Special	(30) Total
Salaries,Wages & Fringe	65,173,441			21,612,009	86,785,450
Travel				17,704	17,704
Contractual Services	1,482,944	1,690,000		25,128,071	28,301,015
Commodities		1,361,245		4,243,805	5,605,050
Other Than Equipment				81,000	81,000
Equipment				268,046	268,046
Vehicles	50,000			216,594	266,594
Wireless Communication Devices					
Subsidies, Loans & Grants	8,089,408			1,802,422	9,891,830
Total	74,795,793	3,051,245		53,369,651	131,216,689
No. of Positions (FTE)	852.00			349.00	1,201.00

Note: FY2026 Total Request = FY2025 Estimated + FY2026 Incr(Decr) for Continuation + FY2026 Expansion/Reduction of Existing Activities + FY2026 New Activities.

CONTINUATION AND EXPANDED REQUEST

Program 2 of 3

Mental Health - Mississippi State Hospital (374-00)

MI - Support Services

Name of Agency

Program

	FY 2024 Actual				
	(1) General	(2) State Support Special	(3) Federal	(4) Other Special	(5) Total
Salaries,Wages & Fringe	1,821,777			640,673	2,462,450
Travel				5,840	5,840
Contractual Services				422,614	422,614
Commodities				31,341	31,341
Other Than Equipment					
Equipment					
Vehicles					
Wireless Communication Devices					
Subsidies, Loans & Grants				65,680	65,680
Total	1,821,777			1,166,148	2,987,925
No. of Positions (FTE)	36.00			4.00	40.00

	FY 2025 Estimated				
	(6) General	(7) State Support Special	(8) Federal	(9) Other Special	(10) Total
Salaries,Wages & Fringe	1,960,792			762,639	2,723,431
Travel				5,397	5,397
Contractual Services				442,068	442,068
Commodities				37,307	37,307
Other Than Equipment					
Equipment					
Vehicles					
Wireless Communication Devices					
Subsidies, Loans & Grants				78,185	78,185
Total	1,960,792			1,325,596	3,286,388
No. of Positions (FTE)	36.00			4.00	40.00

	FY 2026 Increase/Decrease for Continuation				
	(11) General	(12) State Support Special	(13) Federal	(14) Other Special	(15) Total
Salaries,Wages & Fringe	26,912			8,971	35,883
Travel					
Contractual Services					
Commodities					
Other Than Equipment					
Equipment					
Vehicles					
Wireless Communication Devices					
Subsidies, Loans & Grants	20,485			(20,485)	
Total	47,397			(11,514)	35,883
No. of Positions (FTE)					

Note: FY2026 Total Request = FY2025 Estimated + FY2026 Incr(Decr) for Continuation + FY2026 Expansion/Reduction of Existing Activities + FY2026 New Activities.

CONTINUATION AND EXPANDED REQUEST

Program 2 of 3

Mental Health - Mississippi State Hospital (374-00)

MI - Support Services

Name of Agency

Program

	FY 2026 Expansion/Reduction of Existing Activities				
	(16) General	(17) State Support Special	(18) Federal	(19) Other Special	(20) Total
Salaries,Wages & Fringe					
Travel					
Contractual Services					
Commodities					
Other Than Equipment					
Equipment					
Vehicles					
Wireless Communication Devices					
Subsidies, Loans & Grants					
Total					
No. of Positions (FTE)					

	FY 2026 New Activities (*)				
	(21) General	(22) State Support Special	(23) Federal	(24) Other Special	(25) Total
Salaries,Wages & Fringe					
Travel					
Contractual Services					
Commodities					
Other Than Equipment					
Equipment					
Vehicles					
Wireless Communication Devices					
Subsidies, Loans & Grants					
Total					
No. of Positions (FTE)					

	FY 2026 Total Request				
	(26) General	(27) State Support Special	(28) Federal	(29) Other Special	(30) Total
Salaries,Wages & Fringe	1,987,704			771,610	2,759,314
Travel				5,397	5,397
Contractual Services				442,068	442,068
Commodities				37,307	37,307
Other Than Equipment					
Equipment					
Vehicles					
Wireless Communication Devices					
Subsidies, Loans & Grants	20,485			57,700	78,185
Total	2,008,189			1,314,082	3,322,271
No. of Positions (FTE)	36.00			4.00	40.00

Note: FY2026 Total Request = FY2025 Estimated + FY2026 Incr(Decr) for Continuation + FY2026 Expansion/Reduction of Existing Activities + FY2026 New Activities.

CONTINUATION AND EXPANDED REQUEST

Program 3 of 3

Mental Health - Mississippi State Hospital (374-00)

Specialized Treatment Facility

Name of Agency

Program

	FY 2024 Actual				
	(1) General	(2) State Support Special	(3) Federal	(4) Other Special	(5) Total
Salaries,Wages & Fringe	4,003,250			1,459,539	5,462,789
Travel				755	755
Contractual Services				910,638	910,638
Commodities		110,638		335,095	445,733
Other Than Equipment					
Equipment				31,783	31,783
Vehicles				39,461	39,461
Wireless Communication Devices					
Subsidies, Loans & Grants	203,046			166,502	369,548
Total	4,206,296	110,638		2,943,773	7,260,707
No. of Positions (FTE)	88.00			51.00	139.00

	FY 2025 Estimated				
	(6) General	(7) State Support Special	(8) Federal	(9) Other Special	(10) Total
Salaries,Wages & Fringe	4,308,728			1,737,395	6,046,123
Travel				899	899
Contractual Services				1,083,998	1,083,998
Commodities		110,638		718,888	829,526
Other Than Equipment					
Equipment				31,954	31,954
Vehicles					
Wireless Communication Devices					
Subsidies, Loans & Grants	218,540			198,198	416,738
Total	4,527,268	110,638		3,771,332	8,409,238
No. of Positions (FTE)	88.00			51.00	139.00

	FY 2026 Increase/Decrease for Continuation				
	(11) General	(12) State Support Special	(13) Federal	(14) Other Special	(15) Total
Salaries,Wages & Fringe	148,743			49,582	198,325
Travel					
Contractual Services					
Commodities					
Other Than Equipment					
Equipment					
Vehicles					
Wireless Communication Devices					
Subsidies, Loans & Grants	51,930			(51,930)	
Total	200,673			(2,348)	198,325
No. of Positions (FTE)					

Note: FY2026 Total Request = FY2025 Estimated + FY2026 Incr(Decr) for Continuation + FY2026 Expansion/Reduction of Existing Activities + FY2026 New Activities.

CONTINUATION AND EXPANDED REQUEST

Program 3 of 3

Mental Health - Mississippi State Hospital (374-00)

Specialized Treatment Facility

Name of Agency

Program

	FY 2026 Expansion/Reduction of Existing Activities				
	(16) General	(17) State Support Special	(18) Federal	(19) Other Special	(20) Total
Salaries,Wages & Fringe					
Travel					
Contractual Services					
Commodities					
Other Than Equipment					
Equipment					
Vehicles					
Wireless Communication Devices					
Subsidies, Loans & Grants					
Total					
No. of Positions (FTE)					

	FY 2026 New Activities (*)				
	(21) General	(22) State Support Special	(23) Federal	(24) Other Special	(25) Total
Salaries,Wages & Fringe					
Travel					
Contractual Services					
Commodities					
Other Than Equipment					
Equipment					
Vehicles					
Wireless Communication Devices					
Subsidies, Loans & Grants					
Total					
No. of Positions (FTE)					

	FY 2026 Total Request				
	(26) General	(27) State Support Special	(28) Federal	(29) Other Special	(30) Total
Salaries,Wages & Fringe	4,457,471			1,786,977	6,244,448
Travel				899	899
Contractual Services				1,083,998	1,083,998
Commodities		110,638		718,888	829,526
Other Than Equipment					
Equipment				31,954	31,954
Vehicles					
Wireless Communication Devices					
Subsidies, Loans & Grants	270,470			146,268	416,738
Total	4,727,941	110,638		3,768,984	8,607,563
No. of Positions (FTE)	88.00			51.00	139.00

Note: FY2026 Total Request = FY2025 Estimated + FY2026 Incr(Decr) for Continuation + FY2026 Expansion/Reduction of Existing Activities + FY2026 New Activities.

PROGRAM DECISION UNITS

Mental Health - Mississippi State Hospital					1 - MI - Institutional Care			
Name of Agency					Program Name			
	A	B	C	D	E	F	G	H
EXPENDITURES	FY 2025 Appropriated	Escalations By DFA	Non-Recurring Items	Operational Cash Shortfall	Longevity Increases FY26	Forensics Services	In-Range Salary Adjustments	Title Change Needs
SALARIES	76,535,161				861,187	6,567,113	1,237,082	96,016
GENERAL	54,166,134				645,890	6,567,113	927,811	72,013
ST. SUP. SPECIAL								
FEDERAL								
OTHER	22,369,027				215,297		309,271	24,003
TRAVEL	17,704							
GENERAL								
ST. SUP. SPECIAL								
FEDERAL								
OTHER	17,704							
CONTRACTUAL	26,063,934							
GENERAL				1,482,944				
ST. SUP. SPECIAL	1,690,000							
FEDERAL								
OTHER	24,373,934			(1,482,944)				
COMMODITIES	5,605,050							
GENERAL								
ST. SUP. SPECIAL	1,361,245							
FEDERAL								
OTHER	4,243,805							
CAPTITAL-OTE	81,000							
GENERAL								
ST. SUP. SPECIAL								
FEDERAL								
OTHER	81,000							
EQUIPMENT	268,046							
GENERAL								
ST. SUP. SPECIAL								
FEDERAL								
OTHER	268,046							
VEHICLES	100,000					50,000		
GENERAL						50,000		
ST. SUP. SPECIAL								
FEDERAL								
OTHER	100,000							
WIRELESS DEV								
GENERAL								
ST. SUP. SPECIAL								
FEDERAL								
OTHER								
SUBSIDIES	9,186,335			705,495				
GENERAL	6,743,992			1,345,416				
ST. SUP. SPECIAL								
FEDERAL								
OTHER	2,442,343			(639,921)				
TOTAL	117,857,230			705,495	861,187	6,617,113	1,237,082	96,016

FUNDING

GENERAL FUNDS	60,910,126			2,828,360	645,890	6,617,113	927,811	72,013
ST. SUP. SPCL FUNDS	3,051,245							
FEDERAL FUNDS								
OTHER SP. FUNDS	53,895,859			(2,122,865)	215,297		309,271	24,003
TOTAL	117,857,230			705,495	861,187	6,617,113	1,237,082	96,016

POSITIONS

GENERAL FTE	852.00							
ST. SUP. SPCL. FTE								
FEDERAL FTE								
OTHER SP. FTE	349.00							
TOTAL	1,201.00							

PRIORITY LEVEL :

				1	2	3	4	4
--	--	--	--	---	---	---	---	---

PROGRAM DECISION UNITS

	I	J	K	L	M			
EXPENDITURES	Vehicles	Filling Existing Vacancies	Move Authority	Total Funding Change	FY 2026 Total Request			
SALARIES		3,725,972	(2,237,081)	10,250,289	86,785,450			
GENERAL		2,794,480		11,007,307	65,173,441			
ST. SUP. SPECIAL								
FEDERAL								
OTHER		931,492	(2,237,081)	(757,018)	21,612,009			
TRAVEL					17,704			
GENERAL								
ST. SUP. SPECIAL								
FEDERAL								
OTHER					17,704			
CONTRACTUAL			2,237,081	2,237,081	28,301,015			
GENERAL				1,482,944	1,482,944			
ST. SUP. SPECIAL					1,690,000			
FEDERAL								
OTHER			2,237,081	754,137	25,128,071			
COMMODITIES					5,605,050			
GENERAL								
ST. SUP. SPECIAL					1,361,245			
FEDERAL								
OTHER					4,243,805			
CAPTITAL-OTE					81,000			
GENERAL								
ST. SUP. SPECIAL								
FEDERAL								
OTHER					81,000			
EQUIPMENT					268,046			
GENERAL								
ST. SUP. SPECIAL								
FEDERAL								
OTHER					268,046			
VEHICLES	116,594			166,594	266,594			
GENERAL				50,000	50,000			
ST. SUP. SPECIAL								
FEDERAL								
OTHER	116,594			116,594	216,594			
WIRELESS DEV								
GENERAL								
ST. SUP. SPECIAL								
FEDERAL								
OTHER								
SUBSIDIES				705,495	9,891,830			
GENERAL				1,345,416	8,089,408			
ST. SUP. SPECIAL								
FEDERAL								
OTHER				(639,921)	1,802,422			
TOTAL	116,594	3,725,972		13,359,459	131,216,689			
FUNDING								
GENERAL FUNDS		2,794,480		13,885,667	74,795,793			
ST. SUP. SPCL FUNDS					3,051,245			
FEDERAL FUNDS								
OTHER SP. FUNDS	116,594	931,492		(526,208)	53,369,651			
TOTAL	116,594	3,725,972		13,359,459	131,216,689			
POSITIONS								
GENERAL FTE					852.00			
ST. SUP. SPCL. FTE								
FEDERAL FTE								
OTHER SP. FTE					349.00			
TOTAL					1,201.00			
PRIORITY LEVEL :								
	6	7	8					

PROGRAM DECISION UNITS

Mental Health - Mississippi State Hospital

2 - MI - Support Services

Name of Agency

Program Name

	A	B	C	D	E	F	G	
EXPENDITURES	FY 2025 Appropriated	Escalations By DFA	Non-Recurring Items	Operational Cash Shortfall	Longevity Increase FY26	Total Funding Change	FY 2026 Total Request	
SALARIES	2,723,431				35,883	35,883	2,759,314	
GENERAL	1,960,792				26,912	26,912	1,987,704	
ST. SUP. SPECIAL								
FEDERAL								
OTHER	762,639				8,971	8,971	771,610	
TRAVEL	5,397						5,397	
GENERAL								
ST. SUP.SPECIAL								
FEDERAL								
OTHER	5,397						5,397	
CONTRACTUAL	442,068						442,068	
GENERAL								
ST. SUP. SPECIAL								
FEDERAL								
OTHER	442,068						442,068	
COMMODITIES	37,307						37,307	
GENERAL								
ST. SUP. SPECIAL								
FEDERAL								
OTHER	37,307						37,307	
CAPTITAL-OTE								
GENERAL								
ST. SUP. SPECIAL								
FEDERAL								
OTHER								
EQUIPMENT								
GENERAL								
ST. SUP. SPECIAL								
FEDERAL								
OTHER								
VEHICLES								
GENERAL								
ST. SUP. SPECIAL								
FEDERAL								
OTHER								
WIRELESS DEV								
GENERAL								
ST. SUP. SPECIAL								
FEDERAL								
OTHER								
SUBSIDIES	78,185						78,185	
GENERAL				20,485		20,485	20,485	
ST. SUP. SPECIAL								
FEDERAL								
OTHER	78,185			(20,485)		(20,485)	57,700	
TOTAL	3,286,388				35,883	35,883	3,322,271	

FUNDING

GENERAL FUNDS	1,960,792			20,485	26,912	47,397	2,008,189	
ST. SUP. SPCL. FUNDS								
FEDERAL FUNDS								
OTHER SP. FUNDS	1,325,596			(20,485)	8,971	(11,514)	1,314,082	
TOTAL	3,286,388				35,883	35,883	3,322,271	

POSITIONS

GENERAL FTE	36.00						36.00	
ST. SUP. SPCL. FTE								
FEDERAL FTE								
OTHER SP. FTE	4.00						4.00	
TOTAL	40.00						40.00	

PRIORITY LEVEL :

				1	2			
--	--	--	--	---	---	--	--	--

PROGRAM DECISION UNITS

Mental Health - Mississippi State Hospital

3 - Specialized Treatment Facility

Name of Agency

Program Name

	A	B	C	D	E	F	G	H
EXPENDITURES	FY 2025 Appropriated	Escalations By DFA	Non-Recurring Items	Operational Cash Shortfall	Longevity Increases FY26	Title Change Needs	Total Funding Change	FY 2026 Total Request
SALARIES	6,046,123				130,767	67,558	198,325	6,244,448
GENERAL	4,308,728				98,075	50,668	148,743	4,457,471
ST. SUP. SPECIAL								
FEDERAL								
OTHER	1,737,395				32,692	16,890	49,582	1,786,977
TRAVEL	899							899
GENERAL								
ST. SUP.SPECIAL								
FEDERAL								
OTHER	899							899
CONTRACTUAL	1,083,998							1,083,998
GENERAL								
ST. SUP. SPECIAL								
FEDERAL								
OTHER	1,083,998							1,083,998
COMMODITIES	829,526							829,526
GENERAL								
ST. SUP. SPECIAL	110,638							110,638
FEDERAL								
OTHER	718,888							718,888
CAPTITAL-OTE								
GENERAL								
ST. SUP. SPECIAL								
FEDERAL								
OTHER								
EQUIPMENT	31,954							31,954
GENERAL								
ST. SUP. SPECIAL								
FEDERAL								
OTHER	31,954							31,954
VEHICLES								
GENERAL								
ST. SUP. SPECIAL								
FEDERAL								
OTHER								
WIRELESS DEV								
GENERAL								
ST. SUP. SPECIAL								
FEDERAL								
OTHER								
SUBSIDIES	416,738							416,738
GENERAL	218,540			51,930			51,930	270,470
ST. SUP. SPECIAL								
FEDERAL								
OTHER	198,198			(51,930)			(51,930)	146,268
TOTAL	8,409,238				130,767	67,558	198,325	8,607,563

FUNDING

GENERAL FUNDS	4,527,268			51,930	98,075	50,668	200,673	4,727,941
ST. SUP .SPCL FUNDS	110,638							110,638
FEDERAL FUNDS								
OTHER SP. FUNDS	3,771,332			(51,930)	32,692	16,890	(2,348)	3,768,984
TOTAL	8,409,238				130,767	67,558	198,325	8,607,563

POSITIONS

GENERAL FTE	88.00							88.00
ST. SUP. SPCL. FTE								
FEDERAL FTE								
OTHER SP. FTE	51.00							51.00
TOTAL	139.00							139.00

PRIORITY LEVEL :

				1	2	5		
--	--	--	--	---	---	---	--	--

PROGRAM DECISION UNITS

EXPENDITURES							
SALARIES							
GENERAL							
ST. SUP. SPECIAL							
FEDERAL							
OTHER							
TRAVEL							
GENERAL							
ST. SUP.SPECIAL							
FEDERAL							
OTHER							
CONTRACTUAL							
GENERAL							
ST. SUP. SPECIAL							
FEDERAL							
OTHER							
COMMODITIES							
GENERAL							
ST. SUP. SPECIAL							
FEDERAL							
OTHER							
CAPTITAL-OTE							
GENERAL							
ST. SUP. SPECIAL							
FEDERAL							
OTHER							
EQUIPMENT							
GENERAL							
ST. SUP. SPECIAL							
FEDERAL							
OTHER							
VEHICLES							
GENERAL							
ST. SUP. SPECIAL							
FEDERAL							
OTHER							
WIRELESS DEV							
GENERAL							
ST. SUP. SPECIAL							
FEDERAL							
OTHER							
SUBSIDIES							
GENERAL							
ST. SUP. SPECIAL							
FEDERAL							
OTHER							
TOTAL							

FUNDING

GENERAL FUNDS							
ST. SUP .SPCL FUNDS							
FEDERAL FUNDS							
OTHER SP. FUNDS							
TOTAL							

POSITIONS

GENERAL FTE							
ST. SUP. SPCL. FTE							
FEDERAL FTE							
OTHER SP. FTE							
TOTAL							

PRIORITY LEVEL :

--	--	--	--	--	--	--	--

PROGRAM NARRATIVE

Program Data Collected in Accordance with the Mississippi Performance Budget and Strategic Planning Act of 1994
(To Accompany Form MBR-1-03)

Mental Health - Mississippi State Hospital

1 - MI - Institutional Care

Name of Agency

Program Name

I. Program Description:

The Institutional Care Program provides a comprehensive range of inpatient psychiatric services designed to serve the needs of children, adolescents, and adults who reside in any of the ten community mental health regions assigned to Mississippi State Hospital's catchment area. Mississippi State Hospital (MSH) runs an acute child/adolescent psychiatric unit to provide diagnostic evaluations and short-term treatment for juveniles with emotional, social, psychological, and academic impairments. In addition to these services, MSH operates a chemical dependency unit for female adults, male adults, and adolescents. The hospital also serves acute and continued care psychiatric units, a medical-surgical hospital, and a certified nursing facility. Mississippi State Hospital functions as the statewide service facility for forensic services. Furthermore, many units at Mississippi State Hospital serve as training facilities for professionals interested in providing services to the mentally ill.

Patients admitted to Mississippi State Hospital's Institutional Care Program may receive the following services: medical evaluation and treatment, psychiatric evaluation and treatment, psychological evaluation and treatment, social services, dietary, educational, recreational, physical therapy, music therapy, job training, vocational rehabilitation, occupational therapy, residential living, and pastoral care. Mississippi State Hospital is licensed by the State Department of Health, fully accredited by the Joint Commission, and certified by the Centers for Medicare and Medicaid Services.

II. Program Objective:

The objective of the Institutional Care Program is to operate a healthcare complex that provides a comprehensive range of high-quality services to meet the needs of individuals with serious mental illnesses or who require nursing home care. While providing such care, Mississippi State Hospital needs to meet the standards set by regulatory, licensing, and accrediting agencies or organizations. In recent years, extensive work has been done toward serving patients in less restrictive settings than Mississippi State Hospital. Accomplishing this objective has resulted in the hospital's population being the more difficult (behaviorally and medically) patients for whom to care and serve.

III. Current program activities as supported by the funding in Columns 6-15 (FY 2025 & FY 2026 Increase/Decrease for continuations) of MBR-1-03 and designated Budget Unit Decisions columns of MBR-1-03-A:**(D) Operational Cash Shortfall:**

Mississippi State Hospital did not generate the same amount of Special Funds during FY 2024 as was expended, creating an operational cash shortfall. The cost of contractual workers through contracted healthcare providers has significantly increased because the agency is unable to fill PINs for these positions. Contractual providers are required to provide adequate care and treatment to patients.

The FMAP percentage for the match has decreased, causing the state's portion to increase from 15.49% to 22.73%, costing the agency more during FY 2024. However, this increase caused the agency not to have enough General Funds to pay the FY 2024 match amount due.

(E) Longevity Increases FY26:

Longevity increases represent 1-2% applied to employees not proposed to receive in-range salary adjustments (not including physicians). The total request for this is \$1,027,837, \$770,877 in General Funds and \$256,960 in Other Special Funds. Program 1's portion of this request is \$861,187, \$645,890 in General Funds and \$215,297 in Other Special Funds.

(F) Forensics Services Staffing and Operations:

Staffing the maximum-security forensic unit will require filling 140 vacant positions, including 23 LPNs, 32 Nurse III, and 74 Support Care Professionals. This will be funding to fill vacancies; Mississippi State Hospital (MSH) is not requesting new positions. \$6,567,113 of this request for funding to staff Forensics is being made solely for General Fund authority. Mississippi State Hospital Police transport all forensic services patients to and from medical appointments. With our already aging fleet, the increase in patients will bring an increase in patient transports. Therefore, this request includes \$50,000 in General Funds to replace one Police truck to ensure the safe transportation of MSH forensic patients.

PROGRAM NARRATIVE

Program Data Collected in Accordance with the Mississippi Performance Budget and Strategic Planning Act of 1994
(To Accompany Form MBR-1-03)

(G) In-Range Salary Adjustments:

This request represents the cost of a 7% in-range salary adjustment for job families most challenging to recruit and retain at Mississippi State Hospital. These job families include Food Service Workers, Custodians, Support Care Professionals, Licensed Practical Nurses, Maintenance positions, Behavioral Health Specialists, specifically Psychologist positions, Law Enforcement positions, and Recreation positions. The total request is for \$1,237,082, \$927,811 in General Funds, and \$309,271 in Other Special Funds. This request is for Program 1.

(H) Title Change Needs:

This request represents the cost of retitles for difficult-to-recruit/retain positions. The total request is for \$163,574, \$122,681 in General Funds, and \$40,893 in Other Special Funds. Program 1's portion of this request is \$96,016, \$72,013 in General Funds and \$24,003 in Other Special Funds.

(I) Vehicles:

Mississippi State Hospital's fleet is aging and needs replacement vehicles to meet patient needs. This request is for \$116,594 in Other Special fund authority to replace three (3) patient transport vans that have exceeded their depreciated life and have high repair costs.

(J) Filling Existing Vacancies:

This request funds the vacancies campus-wide for all services, including 90 nurse positions.

(K) Move Authority :

This zero-dollar request shifts Other Special Fund authority from Salaries to Contractual Services.

PROGRAM NARRATIVE

Program Data Collected in Accordance with the Mississippi Performance Budget and Strategic Planning Act of 1994
(To Accompany Form MBR-1-03)

Mental Health - Mississippi State Hospital

2 - MI - Support Services

Name of Agency

Program Name

I. Program Description:

The Mississippi State Hospital Support Services program provides a comprehensive range of services designed to serve the needs of individuals and employees. This program coordinates MSH's efforts to meet the Department of Mental Health's objectives and reports to administrative agencies (DFA, SPB, etc.) within the state government. Organizational units assigned to this program include Fiscal Services, Internal Auditor, Facility Director, Assistant Directors, Public Relations, and Human Resources.

The Support Services program consists of support services staff from Mississippi State Hospital and Specialized Treatment Facility.

II. Program Objective:

The objective of the Support Services program is to provide personnel management, fiscal management, and adherence to standards for maintaining all licensures associated with the operation of Mississippi State Hospital.

III. Current program activities as supported by the funding in Columns 6-15 (FY 2025 & FY 2026 Increase/Decrease for continuations) of MBR-1-03 and designated Budget Unit Decisions columns of MBR-1-03-A:**(D) Operational Cash Shortfall:**

Mississippi State Hospital did not generate the same amount of Special Funds during FY 2024 as was expended, creating an operational cash shortfall. The cost of contractual workers through contracted healthcare providers has significantly increased because the agency is unable to fill PINs for these positions. Contractual providers are required to provide adequate care and treatment to patients.

The FMAP percentage for the match has decreased, causing the state's portion to increase from 15.49% to 22.73%, costing the agency more during FY 2024. However, this increase caused the agency not to have enough General Funds to pay the FY 2024 match amount due.

(E) Longevity Increase FY26:

Longevity increases represent 1-2% applied to employees not proposed to receive in-range salary adjustments (not including physicians). The total request for this is \$1,027,837, \$770,877 in General Funds and \$256,960 in Other Special Funds. Program 2's portion of this request is \$35,883, \$26,912 in General Funds and \$8,971 in Other Special Funds.

PROGRAM NARRATIVE

Program Data Collected in Accordance with the Mississippi Performance Budget and Strategic Planning Act of 1994
(To Accompany Form MBR-1-03)

Mental Health - Mississippi State Hospital

3 - Specialized Treatment Facility

Name of Agency

Program Name

I. Program Description:

The Specialized Treatment Facility (STF) MI-Institutional Care Program provides psychiatric residential treatment services for up to 48 adolescent Mississippians diagnosed with a mental disorder who present a need for residential care. Adolescents are referred for treatment who meet involuntary commitment criteria. The STF program operates as a medical model and may serve adolescent offenders with mental illnesses. STF offers priority admissions to adolescents involved in the judicial system.

The STF maintains licensure and accreditation as a Psychiatric Residential Treatment Facility for adolescents who reside within the 82 counties of Mississippi. The Specialized Treatment Facility is a Psychiatric Residential Treatment Facility licensed by the Mississippi Department of Health and the Mississippi Division of Medicaid, accredited as a Behavioral Healthcare Facility by the Joint Commission, and accredited as a Non-Public School by the Mississippi Department of Education.

Medical (medication, physical, dental, speech) treatment is provided by a full-time psychiatric nurse practitioner, a part-time contracted child adolescent psychiatrist, a contracted backup child adolescent psychiatrist, two contracted 24-hour on-call family practitioner physicians, full-time registered nurses, a community-based dentist, and contracted speech therapist, pharmacy, and licensed dietitian.

Mental health treatment is provided through evidence-based and best-practice treatment. Service models include 1) The Mandt System, 2) Trauma Focused-Cognitive Behavior Therapy (TF-CBT), 3) Structured Psychotherapy for Adolescents Responding to Chronic Stress (SPARCS), and 4) The Integrated Dual Disorder Treatment (IDDT) (alcohol and drug treatment and prevention).

Educational services are provided on-site by the Specialized Treatment Facility-operated accredited school for middle school, high school, GED, and college students.

II. Program Objective:

The Specialized Treatment Facility MI-Institutional Care Program aims to provide residential psychiatric treatment to adolescents experiencing behavioral problems in their homes, schools, and communities. Most often, the root cause of these behavioral problems is the need for mental health treatment. The Institutional Care Program carries out objectives through departments of Dietary, Education, Recreation, Nursing, Residential Living, Information Systems, Housekeeping, Security, Resource Management, Psychology, and Social Services.

III. Current program activities as supported by the funding in Columns 6-15 (FY 2025 & FY 2026 Increase/Decrease for continuations) of MBR-1-03 and designated Budget Unit Decisions columns of MBR-1-03-A:**(D) Operational Cash Shortfall:**

Mississippi State Hospital did not generate the same amount of Special Funds during FY 2024 as was expended, creating an operational cash shortfall. The cost of contractual workers through contracted healthcare providers has significantly increased because the agency is unable to fill PINs for these positions. Contractual providers are required to provide adequate care and treatment to patients.

The FMAP percentage for the match has decreased, causing the state's portion to increase from 15.49% to 22.73%, costing the agency more during FY 2024. However, this increase caused the agency not to have enough General Funds to pay the FY 2024 match amount due.

(E) Longevity Increases FY26:

Longevity increases represent 1-2% applied to employees not proposed to receive in-range salary adjustments (not including physicians). The total request for this is \$1,027,837, \$770,877 in General Funds and \$256,960 in Other Special Funds. Program 3's portion of this request is \$130,767, \$98,075 in General Funds and \$32,692 in Other Special Funds.

(F) Title Change Needs:

PROGRAM NARRATIVE

Program Data Collected in Accordance with the Mississippi Performance Budget and Strategic Planning Act of 1994
(To Accompany Form MBR-1-03)

This request represents the cost of retitles for difficult-to-recruit/retain positions. The total request is for \$163,574, \$122,681 in General Funds, and \$40,893 in Other Special Funds. Program 3's portion of this request is \$67,558, \$50,668 in General Funds and \$16,890 in Other Special Funds.

Elements of Quality Program Design

For the Evaluation of Requests to Fund New Programs or New Activity in an Existing Program
(To Accompany Form MBR-1-03A)

PROGRAM PERFORMANCE MEASURES

Program Data Collected in Accordance with the Mississippi Performance Budget and Strategic Planning Act of 1994

** 0.00 in the "APPRO" column may indicate the measure is not in the agency appropriations bill.*

Mental Health - Mississippi State Hospital (374-00)

1 - MI - Institutional Care

Name of Agency

PROGRAM NAME

PROGRAM OUTPUTS: (This is the measure of the process necessary to carry on the goals and objectives of this program. This is the volume produced, i.e., how many people served, how many documents generated.)

	FY 2024 APPRO	FY 2024 ACTUAL	FY 2025 ESTIMATED	FY 2026 PROJECTED
1 % of individuals readmitted between 0-30 days after discharge	0.00	7.38	6.50	5.50
2 Number served adult acute psychiatric	1,900.00	767.00	1,246.00	790.00
3 Number served continued treatment	0.00	61.00	65.00	65.00
4 Number served chemical dependency	0.00	210.00	220.00	220.00
5 Number served nursing homes	0.00	209.00	225.00	225.00
6 Number served children/adolescent	0.00	143.00	150.00	150.00
7 Number served forensics	0.00	122.00	140.00	210.00

PROGRAM EFFICIENCIES: (This is the measure of the cost, unit cost or productivity associated with a given outcome or output. This measure indicates linkage between services and funding, i.e., cost per investigation, cost per student or number of days to complete investigation.)

	FY 2024 APPRO	FY 2024 ACTUAL	FY 2025 ESTIMATED	FY 2026 PROJECTED
1 Cost per person per day - acute psychiatric	0.00	765.61	796.23	828.08
2 Cost per person per day - continued treatment	0.00	677.08	704.16	732.33
3 Cost per person per day - child adolescent	0.00	1,070.87	1,113.70	1,158.25
4 Cost per person per day - chemical dependency	0.00	663.48	690.02	717.62
5 Cost per person per day - forensic	0.00	791.84	823.20	856.56
6 Cost per person per day - nursing home	0.00	563.43	585.97	609.41
7 Cost per patient day - Specialized Treatment Facility	0.00	814.10	847.40	881.30

PROGRAM OUTCOMES: (This is the measure of the quality or effectiveness of the services provided by this program. This measure provides an assessment of the actual impact or public benefit of your agency's actions. This is the results produced, i.e., increased customer satisfaction by x% within a 12-month period, reduce the number of traffic fatalities due to drunk drivers within a 12-month period.

	FY 2024 APPRO	FY 2024 ACTUAL	FY 2025 ESTIMATED	FY 2026 PROJECTED
1 Maintain readmission rates within national trends (%)	4.00	7.38	3.95	5.50
2 Increase youth successfully transitioned from the Specialized Treatment Facility to communities with supportive wrap-around aftercare (% of youth)	0.00	94.20	80.00	82.00

PROGRAM PERFORMANCE MEASURES

Program Data Collected in Accordance with the Mississippi Performance Budget and Strategic Planning Act of 1994

* 0.00 in the "APPRO" column may indicate the measure is not in the agency appropriations bill.

Mental Health - Mississippi State Hospital (374-00)	2 - MI - Support Services
Name of Agency	PROGRAM NAME

PROGRAM OUTPUTS: (This is the measure of the process necessary to carry on the goals and objectives of this program. This is the volume produced, i.e., how many people served, how many documents generated.)

	FY 2024 APPRO	FY 2024 ACTUAL	FY 2025 ESTIMATED	FY 2026 PROJECTED
1 Support as a percent of total budget at MSH	5.50	4.40	5.30	4.80

PROGRAM OUTCOMES: (This is the measure of the quality or effectiveness of the services provided by this program. This measure provides an assessment of the actual impact or public benefit of your agency's actions. This is the results produced, i.e., increased customer satisfaction by x% within a 12-month period, reduce the number of traffic fatalities due to drunk drivers within a 12-month period.

	FY 2024 APPRO	FY 2024 ACTUAL	FY 2025 ESTIMATED	FY 2026 PROJECTED
1 Support as an overall percent of total budget	0.00	4.80	4.80	4.80

PROGRAM 3% GENERAL FUND REDUCTION AND NARRATIVE EXPLANATION

Mental Health - Mississippi State Hospital (374-00)

	Fiscal Year 2025 Funding			FY 2025 GF PERCENT REDUCED
	Total Funds	Reduced Amount	Reduced Funding Amount	

Program Name: (1) MI - Institutional Care	General	60,910,126	(2,021,946)	58,888,180	(3.32%)
	State Support Special	3,051,245		3,051,245	
	Federal				
	Other Special	53,895,859		53,895,859	
	TOTAL	117,857,230	(2,021,946)	115,835,284	
	Narrative Explanation:				

Program Name: (2) MI - Support Services					
General	1,960,792		1,960,792		
State Support Special					
Federal					
Other Special	1,325,596		1,325,596		
TOTAL	3,286,388		3,286,388		
Narrative Explanation:					

Program Name: (3) Specialized Treatment Facility					
General	4,527,268		4,527,268		
State Support Special	110,638		110,638		
Federal					
Other Special	3,771,332		3,771,332		
TOTAL	8,409,238		8,409,238		
Narrative Explanation:					

Program Name: (99) Summary of All Programs				
General	67,398,186	(2,021,946)	65,376,240	(3.00%)
State Support Special	3,161,883		3,161,883	
Federal				
Other Special	58,992,787		58,992,787	
TOTAL	129,552,856	(2,021,946)	127,530,910	

MISSISSIPPI BOARD OF MENTAL HEALTH MEMBERS

Mental Health - Mississippi State Hospital (374-00)

Name of Agency

A. Explain Rate and manner in which board members are reimbursed:

Each board member is entitled to \$40.00 per day and all actual and necessary expenses, including mileage, incurred in the discharge of their duties.

B. Estimated number of meetings FY 2025:

Twelve (12) regular meetings are planned during FY2025 and FY2026.

C. Board Members	City, Town, Residence	Appointed By	Date Appointed	Length of Term
1. Stewart Rutledge	Oxford, MS	Bryant	07/01/2017	7 years
2. Courtney Phillips	Indianola, MS	Bryant	07/01/2018	7 years
3. Manda Griffin, LSW, FNP, RT, Ph.D.	Houlka, MS	Bryant	07/01/2018	7 years
4. Alyssa Killebrew, Ph.D.	Madison, MS	Bryant	07/01/2019	7 years
5. Robert Landrum	Ellisville, MS	Reeves	07/01/2021	7 Years
6. Sara Gleason, MD	Jackson, MS	Reeves	07/01/2021	7 years
7. Teresa Mosley	Clinton, MS	Reeves	07/01/2021	7 years
8. James Herzog, Ph.D.	Oxford, MS	Bryant	07/01/2022	7 years
9. Sampat Shivangi, MD	Ridgeland, MS	Reeves	07/01/2023	7 years

Identify Statutory Authority (Code Section or Executive Order Number)*

Mississippi Code Section 41-4-3

*If Executive Order, please attach copy.

**SCHEDULE B
CONTRACTUAL SERVICES**

Mental Health - Mississippi State Hospital (374-00)

Name of Agency

MINOR OBJECT OF EXPENDITURE	(1) Actual Expenses FY Ending June 30, 2024	(2) Estimated Expenses FY Ending June 30, 2025	(3) Requested for FY Ending June 30, 2026
-----------------------------	--	---	--

A. Tuition, Rewards & Awards (61050xxx-61080xxx)			
61060000 EMPLOYEE TRAINING	22,957	24,687	24,687
61070000 TRAVEL RELATED REGISTRATION	11,642	13,372	13,372
Total	34,599	38,059	38,059

B. Transportation & Utilities (61100xxx-61200xxx)			
61100000 TRANSPORTATION OF GOODS	18,822	21,322	21,322
61110000 POSTAL SERVICES	3,828	6,329	6,329
61200000 UTILITIES	1,745,315	1,747,815	1,747,815
Total	1,767,965	1,775,466	1,775,466

C. Public Information (61300xxx-6131xxxx)			
61300000 ADVERTISING AND PUBLIC INFORMATION	45,446	49,991	49,991
Total	45,446	49,991	49,991

D. Rents (61400xxx-61490xxx)			
61400000 BUILDING AND FLOOR SPACE RENTAL	6,864	10,114	10,114
61420000 EQUIPMENT RENTAL	492,713	496,113	496,113
61490000 OTHER RENTALS	150	1,000	1,000
Total	499,727	507,227	507,227

E. Repairs & Service (61500xxx)			
61500000 REPAIR AND MAINTENANCE SERVICES	1,431,032	1,574,135	1,574,135
Total	1,431,032	1,574,135	1,574,135

F. Fees, Professional & Other Services (6161xxxx-61699xxx)			
61600000 INTER-AGENCY FEES	159,674	175,641	175,641
61610000 CONTRACT WORKER PAYROLL - EFT	8,526,642	9,379,306	9,379,306
61620000 CONTRACT WORKER LIVING EXPENSE			
61625000 CONTRACT WORKER PAYROLL MATCHING AMOUNTS - EFT	733,380	806,718	806,718
61626000 CONTRACT WORKER PR REFUNDS OF DEDUCTIONS - SPAHRS	17,177	18,895	18,895
61652000 CONSTRUCTION CONTRACTOR SERVICES	3,802	4,182	4,182
61655000 ARCHITECTURE AND REPLANNING SERVICES			
61660000 ACCOUNTING AND FINANCIAL SERVICES	125,850	138,435	138,435
61665000 INVESTMENT MANAGERS AND ACTUARY SERVICES	8,873	8,873	8,873
61670000 LEGAL AND RELATED SERVICES			
61680000 MEDICAL SERVICES	5,576,015	6,134,061	8,371,142

**SCHEDULE B
CONTRACTUAL SERVICES**

Mental Health - Mississippi State Hospital (374-00)

Name of Agency

MINOR OBJECT OF EXPENDITURE	(1) Actual Expenses FY Ending June 30, 2024	(2) Estimated Expenses FY Ending June 30, 2025	(3) Requested for FY Ending June 30, 2026
61690000 FEES AND SERVICES - PROFESSIONAL FEES CHARGED	4,796,083	5,276,135	5,276,135
Total	19,947,496	21,942,246	24,179,327
G. Other Contractual Services (61700xxx-61790xxx, 61900xxx)			
61700000 INSURANCE FEES AND SERVICES	126,845	130,985	130,985
61705000 BANKING AND CREDIT CARD FEES	1,199	5,339	5,339
61710000 MEMBERSHIP DUES	67,065	71,205	71,205
61715000 TRADE AND TECHNICAL SUBSCRIPTIONS	11,772	15,912	15,912
61735000 SALVAGE, DEMOLITION AND REMOVAL SERVICE	90,320	94,460	94,460
61740000 ENVIRONMENTAL SERVICES	14,799	18,939	18,939
61760000 TRANSPORTATION OF CLIENTS	269	4,406	4,406
61900000 PROCUREMENT CARD - CONTRACTUAL PURCHASES	18,904	23,044	23,044
Total	331,173	364,290	364,290
H. Information Technology (61800xxx-61890xxx)			
61800000 BASIC TELEPHONE MONTHLY - OUTSIDE VENDOR	6,867	13,307	13,307
61806000 DATA LINE AND NETWORK CHARGES - OUTSIDE VENDOR	4,588	11,028	11,028
61818000 CELLULAR USAGE TIME - OUTSIDE VENDOR	331	831	831
61821000 WIRELESS DATA TRANSMISSION-NOT CELL - OUTSIDE VENDOR	2,271	8,711	8,711
61824000 SATELLITE VOICE TRANSMISSION SERVICES - OUTSIDE VENDOR	17,112	23,552	23,552
61830000 IT PROFESSIONAL FEES - OUTSIDE VENDOR	245,567	264,388	264,388
61833000 IS TRAINING AND EDUCATION - OUTSIDE VENDOR	6,273	12,713	12,713
61836000 OUTSOURCED IT SOLUTIONS - OUTSIDE VENDOR	142,231	155,112	155,112
61837000 CLOUD SERVICES - OUTSIDE VENDOR	8,946	15,386	15,386
61839000 SOFTWARE ACQ, INSTALLATION & MAINT - OUT VENDOR	412,393	425,274	425,274
61848000 MAINTENANCE & REPAIR OF IT EQUIPMENT- OUTSIDE VEND	47,351	53,791	53,791
61850000 PAYMENT TO ITS	136,510	149,391	149,391
Total	1,030,440	1,133,484	1,133,484
I. Other (61910xxx-61990xxx)			
61910000 PETTY CASH EXPENSE - CONTRACTUAL	5,238	7,738	7,738
61960000 PRIOR YEAR EXPENSE - CONTRACTUAL	35,139	37,639	37,639

SCHEDULE B
CONTRACTUAL SERVICES

Mental Health - Mississippi State Hospital (374-00)
Name of Agency

MINOR OBJECT OF EXPENDITURE	(1) Actual Expenses FY Ending June 30, 2024	(2) Estimated Expenses FY Ending June 30, 2025	(3) Requested for FY Ending June 30, 2026
61965000 PRIOR YEAR EXPENSE - CONTRACTUAL - 1099	157,224	159,725	159,725
Total	197,601	205,102	205,102
Grand Total <i>(Enter on Line 1-B of Form MBR-1)</i>	25,285,479	27,590,000	29,827,081
Funding Summary:			
General Funds			1,482,944
State Support Special Funds	1,690,484	1,690,000	1,690,000
Federal Funds			
Other Special Funds	23,594,995	25,900,000	26,654,137
Total Funds	25,285,479	27,590,000	29,827,081

**SCHEDULE C
COMMODITIES**

Mental Health - Mississippi State Hospital (374-00)

Name of Agency

MINOR OBJECT OF EXPENDITURE	(1) Actual Expenses FY Ending June 30, 2024	(2) Estimated Expenses FY Ending June 30, 2025	(3) Requested for FY Ending June 30, 2026
A. Maintenance & Constr. Materials & Supplies (62000xxx, 62015xxx)			
62015000 BUILDING AND CONSTRUCTION MATERIALS AND SUPPLIES	57,868	157,868	157,868
Total	57,868	157,868	157,868
B. Printing & Office Supplies & Materials (62010xxx, 62085xxx, 62100xxx, 62125xxx, 62400xxx)			
62010000 BOOKS, PERIODICALS, MAPS & INSTRUCTIONAL MATERIAL	21,396	41,875	41,875
62085000 OFFICE SUPPLIES AND MATERIALS	166,455	323,485	323,485
62100000 PRINTING SUPPLIES	14,833	32,586	32,586
62400000 FURNITURE AND EQUIPMENT	131,241	263,489	263,489
Total	333,925	661,435	661,435
C. Equipment Repair Parts, Supplies & Acces. (6205xxxx, 62072xxx, 62110xxx, 62115xxx, 62120xxx, 62130xxx)			
62050000 FUEL	128,397	264,248	264,248
62072000 SHOP SUPPLIES	11,644	11,644	11,644
62110000 PARTS & ACCESS - HEATING, COOLING, PLUMBING, ELEC	80,025	160,000	160,000
62115000 PARTS & ACCESS - OFFICE, IT, AND OTHER EQUIP	68,389	124,983	124,983
62120000 PARTS & ACCESS - VEHICLES, BUSES, PLANES, ETC.	38,121	72,846	72,846
62130000 TIRES AND TUBES	13,932	24,359	24,359
Total	340,508	658,080	658,080
D. Professional & Sci. Supplies and Materials (62025xxx, 62030xxx, 62070xxx, 62095xxx, 62105xxx, 6212xxxx)			
62025000 EDUCATIONAL SUPPLIES	8,915	15,218	15,218
62070000 LAB AND MEDICAL SUPPLIES	3,156,546	3,680,667	3,680,667
62095000 PHOTOGRAPHIC SUPPLIES AND PROCESSING	1,157	1,157	1,157
62105000 PROMOTIONAL MATERIALS	1,113	1,113	1,113
62410000 CAMERAS AND CAMERA EQUIPMENT	94	94	94
Total	3,167,825	3,698,249	3,698,249
E. Other Supplies & Materials (62005xxx, 62015xxx, 62020xxx, 62035xxx, 62040xxx, 62045xxx, 62060xxx, 62065xxx, 62075xxx-62080xxx, 62090xxx, 62115xxx, 62135xxx, 62140xxx, 62405xxx, 62415xxx, 62500xxx-62999xxx)			
62020000 DECALS AND SIGNS - OTHER THAN CONSTRUCTION	579	579	579
62040000 FOOD FOR BUSINESS MEETINGS	3,265	3,265	3,265
62045000 FOOD FOR PERSONS	205,673	255,723	255,723
62046000 FOOD FOR PERSONS, PCARD PURCHASE	4,757	4,757	4,757
62055000 AMMUNITION	1,181	1,181	1,181
62060000 JANITORIAL AND CLEANING SUPPLIES	290,978	347,586	347,586
62065000 KITCHEN, CAFETERIA, AND DINING SUPPLIES	134,656	158,612	158,612
62075000 LAWN, FARM, AND GARDEN SUPPLIES	10,651	29,423	29,423

**SCHEDULE C
COMMODITIES**

Mental Health - Mississippi State Hospital (374-00)

Name of Agency

MINOR OBJECT OF EXPENDITURE	(1) Actual Expenses FY Ending June 30, 2024	(2) Estimated Expenses FY Ending June 30, 2025	(3) Requested for FY Ending June 30, 2026
62078000 OTHER MISCELLANEOUS SUPPLIES	24,577	24,577	24,577
62080000 LINENS AND BEDDING	75,169	86,400	86,400
62090000 PERSONAL HYGIENE AND GROOMING SUPPLIES	65,899	65,899	65,899
62135000 UNIFORMS AND APPAREL	22,928	22,928	22,928
62140000 WINDOW TREATMENTS AND CARPET	7,293	7,293	7,293
62405000 VEHICLE EQUIPMENT	38	38	38
62415000 COMPUTERS AND COMPUTER EQUIPMENT	7,772	7,772	7,772
62700000 ART, COLLECTIONS, AND HISTORICAL TREASURES	1,911	1,911	1,911
62900000 PROCUREMENT CARD - COMMODITY PURCHASES	228,044	279,315	279,315
62910000 PETTY CASH EXPENSES - COMMODITIES	828	828	828
62920000 REIMBURSEABLE TRAVEL - COMMODITIES	100	100	100
62960000 PRIOR YEAR EXPENSE - COMMODITIES	(1,936)	(1,936)	(1,936)
Total	1,084,363	1,296,251	1,296,251
Grand Total <i>(Enter on Line 1-C of Form MBR-1)</i>	4,984,489	6,471,883	6,471,883
Funding Summary:			
General Funds			
State Support Special Funds	1,471,399	1,471,883	1,471,883
Federal Funds			
Other Special Funds	3,513,090	5,000,000	5,000,000
Total Funds	4,984,489	6,471,883	6,471,883

SCHEDULE D-1
CAPITAL OUTLAY
OTHER THAN EQUIPMENT

Mental Health - Mississippi State Hospital (374-00)
Name of Agency

MINOR OBJECT OF EXPENDITURE	(1) Actual Expenses FY Ending June 30, 2024	(2) Estimated Expenses FY Ending June 30, 2025	(3) Requested for FY Ending June 30, 2026
-----------------------------	--	---	--

B. Buildings & Improvements (63100xxx)			
63100000 CAPITAL OUTLAY - OTHER	67,153	81,000	81,000
Total	67,153	81,000	81,000

Grand Total <i>(Enter on Line 1-D-1 of Form MBR-1)</i>	67,153	81,000	81,000
--	---------------	---------------	---------------

Funding Summary:			
General Funds			
State Support Special Funds			
Federal Funds			
Other Special Funds	67,153	81,000	81,000
Total Funds	67,153	81,000	81,000

**SCHEDULE D-2
CAPITAL OUTLAY EQUIPMENT**

Mental Health - Mississippi State Hospital (374-00)

Name of Agency

EQUIPMENT BY ITEM	Act. FY Ending June 30, 2024		Est. FY Ending June 30, 2025		Req. FY Ending June 30, 2026	
	No. of Units	Total Cost	No. of Units	Total Cost	No. of Units	Total Cost

C. Office Machines, Furniture, Fixtures, Equip. (63200xxx)

CARRYALL 500 W/ TURF PACKAGE	1	12,939	1	12,939	1	12,939
BOT HEATED WELL 5 PAN	1	5,379	1	5,379	1	5,379
4 TON 3 PHASE A/C UNIT	1	4,252	1	4,252	1	4,252
FREEZER	2	5,850	2	5,850	2	5,850
BARIATRIC BLOOD DRAWING CHAIR	1	1,322	1	1,322	1	1,322
GRASS TRIMMER	4	1,248	4	1,248	4	1,248
DEFIBRILLATOR PAK	1	11,747	1	11,747	1	11,747
EKG MACHINE MAC 7	1	8,908	1	8,908	1	8,908
FOUNTAIN AERATOR	1	6,466	1	6,466	1	6,466
CHAIN SAW	1	360	1	360	1	360
ICE MACHINE	1	4,580	1	4,580	1	4,580
SPEEDQUEEN DRYER	2	2,498	2	2,498	2	2,498
LIFT GATE	1	4,407	1	4,407	1	4,407
SPEEDQUEEN WASHER	2	2,498	2	2,498	2	2,498
MEAL DELIVERY CART	1	2,822	1	2,822	1	2,822
MIDWEST HAND PIECE DRILL	2	2,079	2	2,079	2	2,079
REDMAX BLOWER	1	479	1	479	1	479
REDMAX POLE SAW	1	552	1	552	1	552
REFRIGERATOR	1	14,575	1	14,575	1	14,575
SOFTGUARD SAFETY RESTRAINT CHAIR	1	3,820	2	7,640	2	7,640
SPOT VITAL SIGNS MONITOR	2	4,647	2	4,647	2	4,647
Total		101,428		105,248		105,248

D. IT/IS Equipment (DP & Telecommunications) (63200xxx)

70" SAMSUNG CU7000 TV	1	650				
IT EQUIPMENT	1	160,768	1	160,769	1	160,769
NIKON SCOPE	1	8,720	1	8,720	1	8,720
RDR2500 RADIO	44	8,577	44	8,577	44	8,577
RDR2500 W/SINGLE CHARGER	1	166	1	166	1	166
SWITCH FORTI 148F	10	15,790	10	15,790	10	15,790
TV 55" 4K SMART ROKU	1	300	1	300	1	300

**SCHEDULE D-2
CAPITAL OUTLAY EQUIPMENT**

Mental Health - Mississippi State Hospital (374-00)

Name of Agency

EQUIPMENT BY ITEM	Act. FY Ending June 30, 2024		Est. FY Ending June 30, 2025		Req. FY Ending June 30, 2026	
	No. of Units	Total Cost	No. of Units	Total Cost	No. of Units	Total Cost
TV 65" CU7000 SAMSUNG UHD 4K	1	430	1	430	1	430
Total		195,401		194,752		194,752
Grand Total <i>(Enter on Line 1-D-2 of Form MBR-1)</i>		296,829		300,000		300,000

Funding Summary:			
General Funds			
State Support Special Funds			
Federal Funds			
Other Special Funds	296,829	300,000	300,000
Total Funds	296,829	300,000	300,000

**SCHEDULE D-3
PASSENGER/WORK VEHICLES**

Mental Health - Mississippi State Hospital (374-00)

Name of Agency

MINOR OBJECT OF EXPENDITURE	Vehicle Inventory June 30, 2024	Act. FY Ending June 30, 2024		Est. FY Ending June 30, 2025		Req. FY Ending June 30, 2026	
		No. of Units	Total Cost	No. of Units	Total Cost	No. of Units	Total Cost

A. Passenger & Work Vehicles (63300xxx)

63300100 CARS	7						
63300100 HEAVY DUTY TRUCKS	9	1	38,463				
63300100 LIGHT/MEDIUM DUTY TRUCKS	41					1	50,000
63300100 VANS	59			2	100,000	3	216,594
Total (A)	116	1	38,463	2	100,000	4	266,594

B. Betterments or Accessories for Vehicles (63300xxx)

63300000 BETTERMENTS		998			
Total (B)		998			

GRAND TOTAL

(Enter on Line 1-D-3 of Form MBR-1)

39,461

100,000

266,594

Funding Summary:

General Funds			50,000
State Support Special Funds			
Federal Funds			
Other Special Funds	39,461	100,000	216,594
Total Funds	39,461	100,000	266,594

SCHEDULE D-4
WIRELESS COMMUNICATION DEVICES

Mental Health - Mississippi State Hospital (374-00)
Name of Agency

MINOR OBJECT OF EXPENDITURE	Device Inventory June 30, 2024	Act. FY Ending June 30, 2024		Est. FY Ending June 30, 2025		Req. FY Ending June 30, 2026	
		No. of Devices	Actual Cost	No. of Devices	Estimated Cost	No. of Devices	Requested Cost

Grand Total			
(Enter on Line 1-D-4 of Form MBR-1)			

Funding Summary:			
General Funds			
State Support Special Funds			
Federal Funds			
Other Special Funds			
Total Funds			

SCHEDULE E
SUBSIDIES, LOANS & GRANTS

Mental Health - Mississippi State Hospital (374-00)

Name of Agency

MINOR OBJECT OF EXPENDITURE	(1) Actual Expenses FY Ending June 30, 2024	(2) Estimated Expenses FY Ending June 30, 2025	(3) Requested for FY Ending June 30, 2026
-----------------------------	--	---	--

E. Other, Transfers (67000xxx-67199xxx, 67998xxx, 68500xxx-68860xxx, 70045xxx-70080xxx, 80000xxx-80500xxx)			
67199000 MISCELLANEOUS REFUNDS	5,994		
68515000 TRANSFERS TO OTHER FUNDS	9,258,361	9,681,258	10,386,753
Total	9,264,355	9,681,258	10,386,753
Grand Total <i>(Enter on Line 1-E of Form MBR-1)</i>	9,264,355	9,681,258	10,386,753

Funding Summary:			
General Funds	6,707,487	6,962,532	8,380,363
State Support Special Funds			
Federal Funds			
Other Special Funds	2,556,868	2,718,726	2,006,390
Total Funds	9,264,355	9,681,258	10,386,753

NARRATIVE
2026 BUDGET REQUEST

Mental Health - Mississippi State Hospital (374-00)

Name of Agency

The Fiscal Year 2026 budget request for Mississippi State Hospital has been meticulously prepared, following the Fiscal Management Board and Legislative Budget Office Budget Preparation Instructions for Fiscal Year 2026, dated June 3, 2024.

Mississippi State Hospital's Fiscal Year 2026 Budget Request is for \$142,773,926, a \$13,221,070 General Funds increase from the Fiscal Year 2025 appropriation. These funds are crucial to meeting the increasing demands and maintaining the hospital's high standards of care.

Major Object of Expenditures

A.1 PERSONNEL SERVICES: SALARIES, WAGES, AND FRINGE BENEFITS (BASE)

The cost projections include agency personnel authorized under FY 2025 legislative appropriation. In the FY 2025 appropriation, Mississippi State Hospital was appropriated 1,380 positions, including 1,326 permanent full-time and 54 time-limited full-time positions. The overall request includes \$6,567,113 for staffing the maximum-security Forensic Unit. This increased amount is requested in General Funds. A 75% General Funds/25% Special Funds increase is requested for \$1,027,837 for the 1 – 2% longevity increases, \$1,237,082 for the in-range salary adjustments of positions for difficult-to-recruit/retain positions, \$163,574 for the title change needs, and \$3,353,375 for filling vacant positions throughout campus.

The total funding requested to support Salaries, Wages, and Fringe for FY 2026 is \$95,416,615. This allocation is strategic, with \$71,339,168 in General Funds, \$20,638,223 in Medicaid funding, \$996,063 in Medicare funding, \$1,543,783 in Other funding, and \$899,378 in Patient/Client fees funding. This strategic allocation ensures efficient financial management and optimal resource use.

It is requested that the FY 2026 appropriation be granted with 'lump sum' authority. This approach provides the agency with invaluable flexibility in meeting the challenges of the current economic climate, allowing us to allocate resources where they are most needed.

A.2 TRAVEL

\$24,000 is respectfully requested to support travel needs in FY 2026. This request is proposed to be funded with \$14,400 in Medicaid funding, \$3,840 in Medicare funding, \$4,800 in Other funding, and \$960 in Patient/Client fees funding.

B. CONTRACTUAL SERVICES

\$29,827,081 is requested for the funding of Contractual Services for FY 2026. The total FY 2026 funding request for Contractual Services reflects a \$2,237,081 increase in expenditures over that provided in FY 2025. The total FY 2026 funding request reflects a \$1,482,944 General Funds increase, which represents the FY 2024 cash shortfall and aids in the payment of contractual services for contract workers and facility maintenance and repair. It is respectfully proposed that this request be funded with \$1,482,944 in General Funds, \$1,690,000 in Health Care Expendable funds, \$20,752,883 in Medicaid funds, \$1,355,807 in Medicare funds, \$2,950,176 in Other funds, and \$1,595,271 in Patient/Client Fees.

Funds in this category are used for employee training, postage, gas, electricity, water, sewage, advertising, and equipment rental. Expenses associated with professional contract employees and fees for professional services are also paid from this category. Funds in this category are utilized to repair and maintain buildings on the agency's campuses. Seventy of the more than 100 buildings on campus were constructed between 1926 and 1935. As the program's physical plant ages, federal and state regulations governing the provision of services to persons with mental illness place tremendous stress on the physical environment regarding safety, preventative maintenance and repair programs, and the overall appearance of the program's building and grounds.

C. COMMODITIES

The sum of \$6,471,883 is respectfully requested to support the continuation of services provided by the combined programs of Mississippi State Hospital and the Specialized Treatment Facility. The total FY 2026 funding request for Commodities reflects no increase in expenditures over that provided in FY 2025. These expenditures are proposed to be funded with \$1,471,883 in Health Care Expendable funding, \$3,000,000 in Medicaid funding, \$800,000 in Medicare funding, \$1,000,000 in Other funding, and \$200,000 in Patient/Client Fees. Funding requested for Commodities is utilized for maintenance and care of the buildings, furniture, equipment, supplies for the persons served, personal needs such as food, clothing, medicine, educational supplies and materials, general operations maintenance, janitorial supplies, and office supplies. Funds in this category are used to repair and

NARRATIVE
2026 BUDGET REQUEST

Mental Health - Mississippi State Hospital (374-00)

Name of Agency

maintain buildings on the agency's campuses. A large portion of the square footage assigned to the agency was constructed on the Mississippi State Hospital campus before 1940. As the program's physical plant ages, federal and state regulations governing the provision of services to persons with mental illness place tremendous stress on the physical environment regarding safety, preventative maintenance and repair programs, and the overall appearance of the program's building and grounds.

D. CAPITAL OUTLAY

D-1. CAPITAL OUTLAY – OTHER THAN EQUIPMENT (Schedule D-1)

The total funding requested to support Capital Outlay – Other than Equipment for FY 2026 is \$81,000. This request is respectfully proposed to be funded with \$48,600 in Medicaid funding, \$12,960 in Medicare funding, \$16,200 in Other funding, and \$3,240 in Patient/Client fees funding. This reflects no increase in expenditures over those provided in FY 2025. Funding requested for Capital Outlay—Other than Equipment is utilized to improve the buildings on the agency's campuses.

D-2. CAPITAL OUTLAY – EQUIPMENT (Schedule D-2)

The Mississippi State Hospital FY 2026 budget request for Capital Outlay – Equipment totals \$300,000. This Capital Outlay – Equipment request reflects no increase from the FY 2025 appropriation. This request is respectfully proposed to be funded with \$180,000 in Medicaid funding, \$48,000 in Medicare funding, \$60,000 in Other funding, and \$12,000 in Patient/Client Fees. This funding has traditionally replaced equipment that has reached the end of its useful life expectancy, and replacement is required.

D-3. PASSENGER/WORK VEHICLES (Schedule D-3)

The total funding requested for Passenger/Work Vehicles for FY 2026 is \$266,594. This request is respectfully proposed to be funded with \$50,000 in General Funds, \$129,956 in Medicaid funding, \$34,655 in Medicare funding, \$43,319 in Other funding, and \$8,664 in Patient/Client Fees. This amount reflects a \$166,594 increase in expenditures over those provided in FY 2025, and it is necessary to replace three vans used for patient transport and a police truck used for transporting forensic patients to appointments.

D-4. WIRELESS COMMUNICATION DEVICES (Schedule D-4)

No funding is requested in this category.

E. SUBSIDIES, LOANS, AND GRANTS

The Subsidies, Loans, and Grants request of the Mississippi State Hospital is for \$10,386,753, representing a \$1,417,831 increase in General Funds, which represents the FY 2024 cash shortfall and aid in the payment of subsidies due to increased FMAP. There is also a decrease in other special funds of \$712,336, with the net effect being an increase of \$705,495. This request is respectfully proposed to be funded with \$8,380,363 of General Funds and \$918,900 of Medicaid funding, \$434,996 in Medicare funding, \$543,745 in Other funding, and \$108,749 in Client/Patient fees. Funding provided in the Subsidies, Loans, and Grants category support expenditures including, but not limited to, Transfers to Other Funds for Medicaid Match, Cost Allocation, and Bed Taxes.

**OUT-OF-STATE TRAVEL
FISCAL YEAR 2026**

Mental Health - Mississippi State Hospital (374-00)

Name of Agency

Note: All expenditures recorded on this form must be totaled and said total must agree with the out-of-state travel amount indicated for FY 2024 on Form Mbr-1, line 1.A.2.b.

Employee's Name	Destination	Purpose	Travel Cost	Funding Source
AMY N CARRUTH	BRENTWOOD, TN	CONTINUING MEDICAL EDUCATION	271	3337400000
CAROLYN BINGHAM	INDIANAPOLIS, IN	PATIENT TRANSPORT	559	3337400000
JAMES CHASTAIN	POINT CLEAR, AL	MHA LEADERSHIP CONFERENCE	84	3337400000
JAMES CHASTAIN	BATON ROUGE, LA	TOUR OF FORENSIC & IDD PROGRAMS	123	3337400000
LEROY EVANS	COLLEGE PARK, GA	PATIENT TRANSPORT	130	3337400000
ROBERT FINLEY MADDUX JR	BATON ROUGE, LA	LIMPA/MPA CONFERENCE	322	3337400000
TIEA CARTER	INDIANAPOLIS, IN	PATIENT TRANSPORT	573	3337400000
VICKI JENNINGS	COLLEGE PARK, GA	PATIENT TRANSPORT	130	3337400000
ZACHARY ROBINSON	CHICAGO, IL	ACGME LEADERSHIP SKILLS TRAINING PROGRAM	667	3337400000
ZACHARY ROBINSON	CHICAGO, IL	ACGME CONFERENCE	253	3337400000
Total Out of State Cost			\$ 3,112	

FEES, PROFESSIONAL AND OTHER SERVICES

Mental Health - Mississippi State Hospital (374-00)

Name of Agency

TYPE OF FEE AND NAME OF VENDOR	Retired w/ PERS	(1) Actual Expenses FY Ending June 30, 2024	(2) Estimated Expenses FY Ending June 30, 2025	(3) Requested Expenses FY Ending June 30, 2026	Fund Source
--------------------------------	-----------------------	--	---	---	-------------

61600000 INTER-AGENCY FEES

DEPARTMENT OF FINANCE AND ADMINISTRATOR/MMRS

Comp. Rate: \$159674 PER YEAR

Total 61600000 INTER-AGENCY FEES

159,674	175,641	175,641	3337400000
159,674	175,641	175,641	

61610000 CONTRACT WORKER PAYROLL - EFT

ADAMS LINDA/PATIENT CARE

Comp. Rate: \$42 PER HOUR

3,749	6,199	6,199	3337400000
-------	-------	-------	------------

ALI J/PHYSICIANS

Comp. Rate: \$200 PER HOUR

240,800	243,314	243,314	3337400000
---------	---------	---------	------------

ALLEN JASMYN/PATIENT CARE

Comp. Rate: \$42 PER HOUR

15,771	18,221	18,221	3337400000
--------	--------	--------	------------

ANDERSON KHYA/PATIENT CARE

Comp. Rate: \$20 PER HOUR

34,885	37,335	37,335	3337400000
--------	--------	--------	------------

ANDERSON TEENA/PATIENT CARE

Comp. Rate: \$18 PER HOUR

13,729	16,179	16,179	3337400000
--------	--------	--------	------------

APPLEWHITE ANGELA/PATIENT CARE

Comp. Rate: \$30 PER HOUR

42,705	45,155	45,155	3337400000
--------	--------	--------	------------

ARCHIE JOYCIE/PATIENT CARE

Comp. Rate: \$20 PER HOUR

36,326	38,776	38,776	3337400000
--------	--------	--------	------------

ARMSTRONG HENRY/PATIENT CARE

Comp. Rate: \$15 PER HOUR

2,705	5,155	5,155	3337400000
-------	-------	-------	------------

ARMSTRONG KERA/PATIENT CARE

Comp. Rate: \$18 PER HOUR

12,326	14,776	14,776	3337400000
--------	--------	--------	------------

ATKINSON-MACK BRITTANY/PATIENT CARE

Comp. Rate: \$20 PER HOUR

265	2,715	2,715	3337400000
-----	-------	-------	------------

AUSTIN HALEY/PATIENT CARE

Comp. Rate: \$20 PER HOUR

19,826	22,276	22,276	3337400000
--------	--------	--------	------------

AUSTIN NATHANIEL/PATIENT CARE

Comp. Rate: \$20 PER HOUR

39,256	41,706	41,706	3337400000
--------	--------	--------	------------

BADELLE TAWANNA/PATIENT CARE

Comp. Rate: \$15 PER HOUR

8,031	10,481	10,481	3337400000
-------	--------	--------	------------

BALDWIN MITCHELL/PATIENT CARE

Comp. Rate: \$20 PER HOUR

17,275	19,725	19,725	3337400000
--------	--------	--------	------------

BANG ELIZABETH/PATIENT CARE

Comp. Rate: \$30 PER HOUR

9,233	11,683	11,683	3337400000
-------	--------	--------	------------

BANKS CAPRICE/PATIENT CARE

Comp. Rate: \$16 PER HOUR

2,420	4,870	4,870	3337400000
-------	-------	-------	------------

BANYARD RACHEL/PATIENT CARE

Comp. Rate: \$42 PER HOUR

1,838	4,288	4,288	3337400000
-------	-------	-------	------------

BARNES KYLA/PATIENT CARE

Comp. Rate: \$20 PER HOUR

27,403	29,853	29,853	3337400000
--------	--------	--------	------------

BATTLE DAMIAN/PATIENT CARE

Comp. Rate: \$20 PER HOUR

31,608	34,058	34,058	3337400000
--------	--------	--------	------------

BELAGA-PRICE MARSHALL/PHYSICIANS

FEES, PROFESSIONAL AND OTHER SERVICES

Mental Health - Mississippi State Hospital (374-00)

Name of Agency

TYPE OF FEE AND NAME OF VENDOR	Retired w/ PERS	(1) Actual Expenses FY Ending June 30, 2024	(2) Estimated Expenses FY Ending June 30, 2025	(3) Requested Expenses FY Ending June 30, 2026	Fund Source
Comp. Rate: \$200 PER HOUR BELL ALEASHER/PATIENT CARE		187,000	189,450	189,450	3337400000
Comp. Rate: \$22 PER HOUR BELL RUTHIE/PATIENT CARE		26,796	29,246	29,246	3337400000
Comp. Rate: \$12 PER HOUR BENNETT DREW/PATIENT CARE	Y	18,213	20,663	20,663	3337400000
Comp. Rate: \$20 PER HOUR BENSON ANITRA/PATIENT CARE		20,145	22,595	22,595	3337400000
Comp. Rate: \$42 PER HOUR BEVERLY TOBEY/PATIENT CARE		49,303	51,753	51,753	3337400000
Comp. Rate: \$20 PER HOUR BLAKELY PRESTON/PATIENT CARE		17,758	20,208	20,208	3337400000
Comp. Rate: \$12 PER HOUR BOLDEN LARISSA/PATIENT CARE		13,254	15,704	15,704	3337400000
Comp. Rate: \$42 PER HOUR BOULDIN KATISHA/PATIENT CARE		16,262	18,712	18,712	3337400000
Comp. Rate: \$20 PER HOUR BOWERS ROBERT/MAINTENANCE		9,386	11,836	11,836	3337400000
Comp. Rate: \$20 PER HOUR BRADFORD AURELIA/PATIENT CARE		12,105	14,555	14,555	3337400000
Comp. Rate: \$42 PER HOUR BRANAM KAREN/PHYSICIANS		4,326	6,776	6,776	3337400000
Comp. Rate: \$30 PER HOUR BRENT VERA/PATIENT CARE		26,025	28,475	28,475	3337400000
Comp. Rate: \$37 PER HOUR BRIDGES RODGERICK/PATIENT CARE		39,522	41,972	41,972	3337400000
Comp. Rate: \$15 PER HOUR BROADWAY ARTHUR/PATIENT CARE		29,930	32,380	32,380	3337400000
Comp. Rate: \$20 PER HOUR BROOKS ASHLEY/PATIENT CARE		36,568	39,018	39,018	3337400000
Comp. Rate: \$18 PER HOUR BROOKS TAMEKA/PATIENT CARE		25,425	27,875	27,875	3337400000
Comp. Rate: \$37 PER HOUR BROWN DETAVIAN/PATIENT CARE		3,506	5,956	5,956	3337400000
Comp. Rate: \$20 PER HOUR BROWN JAMES/PATIENT CARE		16,413	18,863	18,863	3337400000
Comp. Rate: \$22 PER HOUR BROWN MELISSA/PATIENT CARE		4,021	6,471	6,471	3337400000
Comp. Rate: \$47 PER HOUR BROWN NATASHA/PATIENT CARE		712	3,162	3,162	3337400000
Comp. Rate: \$18 PER HOUR BROWN WILLIE/PHYSICIANS		144	2,594	2,594	3337400000
Comp. Rate: \$22 PER HOUR BROWN-WILSON PATRICE/PATIENT CARE		20,565	23,015	23,015	3337400000
Comp. Rate: \$42 PER HOUR BULLIE KENITRA/PATIENT CARE		29,619	32,069	32,069	3337400000

FEES, PROFESSIONAL AND OTHER SERVICES

Mental Health - Mississippi State Hospital (374-00)

Name of Agency

TYPE OF FEE AND NAME OF VENDOR	Retired w/ PERS	(1) Actual Expenses FY Ending June 30, 2024	(2) Estimated Expenses FY Ending June 30, 2025	(3) Requested Expenses FY Ending June 30, 2026	Fund Source
Comp. Rate: \$20 PER HOUR BULLIE RENSSLAER/PATIENT CARE		10,511	12,961	12,961	3337400000
Comp. Rate: \$12 PER HOUR BULMASH REESE/PHYSICIANS		7,841	10,291	10,291	3337400000
Comp. Rate: \$75 PER HOUR BURCH DENISHA/PATIENT CARE		44,831	47,281	47,281	3337400000
Comp. Rate: \$15 PER HOUR BURNHAM OLIVIA/PATIENT CARE		21,556	24,006	24,006	3337400000
Comp. Rate: \$15 PER HOUR BURSE JEREMY/PATIENT CARE		3,000	5,450	5,450	3337400000
Comp. Rate: \$20 PER HOUR BUTLER BRENDA/PATIENT CARE		25,783	28,233	28,233	3337400000
Comp. Rate: \$11 PER HOUR BUTLER JAZMINE/PATIENT CARE		10,248	12,698	12,698	3337400000
Comp. Rate: \$20 PER HOUR CAGINS DERRICK/PATIENT CARE		1,155	3,605	3,605	3337400000
Comp. Rate: \$20 PER HOUR CAGLE WILLIAM/PATIENT CARE		17,133	19,583	19,583	3337400000
Comp. Rate: \$20 PER HOUR CALENDER LINDA/PATIENT CARE		28,785	31,235	31,235	3337400000
Comp. Rate: \$18 PER HOUR CAMPBELL LESLIE/PATIENT CARE	Y	17,938	20,388	20,388	3337400000
Comp. Rate: \$30 PER HOUR CAMPER SONDRAL/PATIENT CARE		13,275	15,725	15,725	3337400000
Comp. Rate: \$30 PER HOUR CARLTON SCOTT/PHYSICIANS		50,773	53,223	53,223	3337400000
Comp. Rate: \$75 PER HOUR CARSON FREDERIA/PATIENT CARE		36,956	39,406	39,406	3337400000
Comp. Rate: \$42 PER HOUR CARTER BIANCA/PATIENT CARE		67,484	69,934	69,934	3337400000
Comp. Rate: \$20 PER HOUR CHAMBERLAIN REBEKAH/CLERICAL		9,310	11,760	11,760	3337400000
Comp. Rate: \$15 PER HOUR CHRISTIAN ROLAND/PATIENT CARE		10,043	12,493	12,493	3337400000
Comp. Rate: \$22 PER HOUR CLAIBORNE HOUSTON/PATIENT CARE		11,055	13,505	13,505	3337400000
Comp. Rate: \$20 PER HOUR COLAS ARES/PATIENT CARE		290	2,740	2,740	3337400000
Comp. Rate: \$20 PER HOUR COLBERT QUANNETTE/PATIENT CARE		26,223	28,673	28,673	3337400000
Comp. Rate: \$20 PER HOUR COLE MICHAEL/PATIENT CARE		38,583	41,033	41,033	3337400000
Comp. Rate: \$22 PER HOUR COLE ZACHQUANA/PATIENT CARE		40,804	43,254	43,254	3337400000
Comp. Rate: \$22 PER HOUR COLEMAN CHENEQUIA/PATIENT CARE		16,577	19,027	19,027	3337400000

FEES, PROFESSIONAL AND OTHER SERVICES

Mental Health - Mississippi State Hospital (374-00)

Name of Agency

TYPE OF FEE AND NAME OF VENDOR	Retired w/ PERS	(1) Actual Expenses FY Ending June 30, 2024	(2) Estimated Expenses FY Ending June 30, 2025	(3) Requested Expenses FY Ending June 30, 2026	Fund Source
Comp. Rate: \$30 PER HOUR COLEMAN LASONJA/PATIENT CARE		35,186	37,636	37,636	3337400000
Comp. Rate: \$20 PER HOUR COLLINS DIMPLES/PATIENT CARE		5,695	8,145	8,145	3337400000
Comp. Rate: \$20 PER HOUR COLLINS THADDEUS/PATIENT CARE		9,760	12,210	12,210	3337400000
Comp. Rate: \$20 PER HOUR COMMISKEY STEPHEN/PHYSICIANS		8,433	10,883	10,883	3337400000
Comp. Rate: \$300 PER HOUR COOPER JUSTIN/PATIENT CARE		18,075	20,525	20,525	3337400000
Comp. Rate: \$20 PER HOUR COTHERN PHILLIP/PATIENT CARE		17,328	19,778	19,778	3337400000
Comp. Rate: \$37 PER HOUR COVAULT MICHEAL/PHYSICIANS	Y	10,277	12,727	12,727	3337400000
Comp. Rate: \$300 PER HOUR COWAN KIMBERLY/PATIENT CARE		12,150	14,600	14,600	3337400000
Comp. Rate: \$20 PER HOUR COWAN SHERRON/PATIENT CARE		6,310	8,760	8,760	3337400000
Comp. Rate: \$22 PER HOUR CRAFT KEVIN/PATIENT CARE		19,993	22,443	22,443	3337400000
Comp. Rate: \$22 PER HOUR CULPEPPER MICHELLE/PATIENT CARE		805	3,255	3,255	3337400000
Comp. Rate: \$25 PER HOUR DALTRODESOUZA CLAUDIA/PATIENT CARE		719	3,169	3,169	3337400000
Comp. Rate: \$20 PER HOUR DARE PAUL/PHYSICIANS		5,345	7,795	7,795	3337400000
Comp. Rate: \$300 PER HOUR DAVIS LEO/PATIENT CARE		26,550	29,000	29,000	3337400000
Comp. Rate: \$20 PER HOUR DENMAN ALANA/PATIENT CARE		16,253	18,703	18,703	3337400000
Comp. Rate: \$20 PER HOUR DIEZ JENNIFER/LAB DIRECTOR		23,285	25,735	25,735	3337400000
Comp. Rate: \$38 PER HOUR DILLON CODREKA/PATIENT CARE		53,977	56,427	56,427	3337400000
Comp. Rate: \$22 PER HOUR DONELSON DEMARIUS/PATIENT CARE		25,545	27,995	27,995	3337400000
Comp. Rate: \$20 PER HOUR DORAN RAMONA/PATIENT CARE		19,615	22,065	22,065	3337400000
Comp. Rate: \$37 PER HOUR DRUMMOND SELINA/PATIENT CARE		36,746	39,196	39,196	3337400000
Comp. Rate: \$22 PER HOUR DUBOSE AYLESIA/PATIENT CARE		25,770	28,220	28,220	3337400000
Comp. Rate: \$17 PER HOUR DUKES RENADA/PATIENT CARE		21,554	24,004	24,004	3337400000
Comp. Rate: \$22 PER HOUR DURDEN JERICA/PATIENT CARE		17,628	20,078	20,078	3337400000

FEES, PROFESSIONAL AND OTHER SERVICES

Mental Health - Mississippi State Hospital (374-00)

Name of Agency

TYPE OF FEE AND NAME OF VENDOR	Retired w/ PERS	(1) Actual Expenses FY Ending June 30, 2024	(2) Estimated Expenses FY Ending June 30, 2025	(3) Requested Expenses FY Ending June 30, 2026	Fund Source
Comp. Rate: \$30 PER HOUR DURR CHEMESE/PATIENT CARE		18,398	20,848	20,848	3337400000
Comp. Rate: \$37 PER HOUR EDWARDS CARLIE/PATIENT CARE		17,621	20,071	20,071	3337400000
Comp. Rate: \$20 PER HOUR EDWARDS DERRICK/PHYSICIANS		17,273	19,723	19,723	3337400000
Comp. Rate: \$75 PER HOUR EDWARDS RENEVER/PATIENT CARE		116,569	119,019	119,019	3337400000
Comp. Rate: \$20 PER HOUR ELLIOTT ALEXANDRIA/PATIENT CARE		34,316	36,766	36,766	3337400000
Comp. Rate: \$30 PER HOUR ENOC H KAYLA/PATIENT CARE		4,395	6,845	6,845	3337400000
Comp. Rate: \$30 PER HOUR EVANS PHILLIP/PATIENT CARE		61,449	63,899	63,899	3337400000
Comp. Rate: \$15 PER HOUR FAIRLEY AARON/PATIENT CARE		3,784	6,234	6,234	3337400000
Comp. Rate: \$20 PER HOUR FAIRLEY TIA/PATIENT CARE		12,992	15,442	15,442	3337400000
Comp. Rate: \$15 PER HOUR FLETCHER TREKEMA/PATIENT CARE		22,142	24,592	24,592	3337400000
Comp. Rate: \$22 PER HOUR FLOYD DESTYN/PATIENT CARE		33,349	35,799	35,799	3337400000
Comp. Rate: \$20 PER HOUR FLOYD JOHN/PHYSICIANS		9,065	11,515	11,515	3337400000
Comp. Rate: \$300 PER HOUR FLOYD TRENTON/PATIENT CARE		20,475	22,925	22,925	3337400000
Comp. Rate: \$20 PER HOUR FORD TAYLOR/PATIENT CARE		35,033	37,483	37,483	3337400000
Comp. Rate: \$15 PER HOUR FORREST WILLIAM/PATIENT CARE		3,240	5,690	5,690	3337400000
Comp. Rate: \$22 PER HOUR FRANCIS NIQUESHA/PATIENT CARE		1,165	3,615	3,615	3337400000
Comp. Rate: \$18 PER HOUR FYKE DEBORAH/PAYROLL		1,917	4,367	4,367	3337400000
Comp. Rate: \$25 PER HOUR GAMMAGE WILLIE/PATIENT CARE	Y	31,110	33,560	33,560	3337400000
Comp. Rate: \$22 PER HOUR GARNER NATASKA/PATIENT CARE		38,168	40,618	40,618	3337400000
Comp. Rate: \$20 PER HOUR GARRETT KWANITA/PATIENT CARE		27,643	30,093	30,093	3337400000
Comp. Rate: \$30 PER HOUR GAYLOR PAMELA/PATIENT CARE		4,643	7,093	7,093	3337400000
Comp. Rate: \$20 PER HOUR GEE KENNETH/PATIENT CARE		24,795	27,245	27,245	3337400000
Comp. Rate: \$11 PER HOUR GILLIAM ARDARION/PHYSICIANS		2,318	4,768	4,768	3337400000

FEES, PROFESSIONAL AND OTHER SERVICES

Mental Health - Mississippi State Hospital (374-00)

Name of Agency

TYPE OF FEE AND NAME OF VENDOR	Retired w/ PERS	(1) Actual Expenses FY Ending June 30, 2024	(2) Estimated Expenses FY Ending June 30, 2025	(3) Requested Expenses FY Ending June 30, 2026	Fund Source
Comp. Rate: \$75 PER HOUR GILMORE STARLETT/PATIENT CARE		45,319	47,769	47,769	3337400000
Comp. Rate: \$30 PER HOUR GRAVES KYDRIGOUS/PATIENT CARE		630	3,080	3,080	3337400000
Comp. Rate: \$18 PER HOUR GREER EULA/PATIENT CARE		12,564	15,014	15,014	3337400000
Comp. Rate: \$25 PER HOUR GRIFFIN DEQUINCY/PATIENT CARE	Y	19,775	22,225	22,225	3337400000
Comp. Rate: \$20 PER HOUR GRIFFIN JASMINE/PATIENT CARE		24,973	27,423	27,423	3337400000
Comp. Rate: \$20 PER HOUR GRINSTEAD LAKEISHA/PATIENT CARE		26,698	29,148	29,148	3337400000
Comp. Rate: \$18 PER HOUR HAGGARD KORY/PATIENT CARE		26,268	28,718	28,718	3337400000
Comp. Rate: \$20 PER HOUR HAMPTON SIERRA/PATIENT CARE		23,253	25,703	25,703	3337400000
Comp. Rate: \$20 PER HOUR HANSON JENNIFER/PATIENT CARE		1,505	3,955	3,955	3337400000
Comp. Rate: \$30 PER HOUR HARDY SHAWANA/PATIENT CARE		25,193	27,643	27,643	3337400000
Comp. Rate: \$20 PER HOUR HARMON AYANNA/PATIENT CARE		12,115	14,565	14,565	3337400000
Comp. Rate: \$15 PER HOUR HARPER BRIAN/PATIENT CARE		3,790	6,240	6,240	3337400000
Comp. Rate: \$20 PER HOUR HARPER CHARITY/PATIENT CARE		9,233	11,683	11,683	3337400000
Comp. Rate: \$18 PER HOUR HARPER LEE/PATIENT CARE		27,315	29,765	29,765	3337400000
Comp. Rate: \$20 PER HOUR HARRIS INEZ/PATIENT CARE		23,944	26,394	26,394	3337400000
Comp. Rate: \$18 PER HOUR HARVEY EADDIE/HOUSEKEEPING	Y	11,955	14,405	14,405	3337400000
Comp. Rate: \$14 PER HOUR HARVEY PATRINA/PATIENT CARE	Y	8,302	10,752	10,752	3337400000
Comp. Rate: \$30 PER HOUR HAYES KIMBERLY/PATIENT CARE		58,179	60,629	60,629	3337400000
Comp. Rate: \$37 PER HOUR HAYMER NETTIE/PATIENT CARE		24,624	27,074	27,074	3337400000
Comp. Rate: \$20 PER HOUR HAYNES KIMBERLY/PATIENT CARE		36,748	39,198	39,198	3337400000
Comp. Rate: \$20 PER HOUR HERRIN VINCENT/PHYSICIANS		32,191	34,641	34,641	3337400000
Comp. Rate: \$75 PER HOUR HICKS ALFRED/PATIENT CARE		65,625	68,075	68,075	3337400000
Comp. Rate: \$20 PER HOUR HICKS BRITTANY/PATIENT CARE		23,255	25,705	25,705	3337400000

FEES, PROFESSIONAL AND OTHER SERVICES

Mental Health - Mississippi State Hospital (374-00)

Name of Agency

TYPE OF FEE AND NAME OF VENDOR	Retired w/ PERS	(1) Actual Expenses FY Ending June 30, 2024	(2) Estimated Expenses FY Ending June 30, 2025	(3) Requested Expenses FY Ending June 30, 2026	Fund Source
Comp. Rate: \$17 PER HOUR HICKS SADE/PATIENT CARE		5,655	8,105	8,105	3337400000
Comp. Rate: \$20 PER HOUR HILLIE KEEVEN/PATIENT CARE		27,660	30,110	30,110	3337400000
Comp. Rate: \$22 PER HOUR HOLLIDAY JAREN/PATIENT CARE		32,983	35,433	35,433	3337400000
Comp. Rate: \$20 PER HOUR HOLLINS LEMETRIUS/PATIENT CARE		8,240	10,690	10,690	3337400000
Comp. Rate: \$22 PER HOUR HOLLIS LARYANNA/PATIENT CARE		20,009	22,459	22,459	3337400000
Comp. Rate: \$20 PER HOUR HORN DESTINYE/PATIENT CARE		32,158	34,608	34,608	3337400000
Comp. Rate: \$20 PER HOUR HORN ERIC/PATIENT CARE		8,058	10,508	10,508	3337400000
Comp. Rate: \$20 PER HOUR HORTON NICHOLAS/PATIENT CARE		34,730	37,180	37,180	3337400000
Comp. Rate: \$20 PER HOUR HORTON PEGGIE/PATIENT CARE		39,941	42,391	42,391	3337400000
Comp. Rate: \$14 PER HOUR HUGHESFORD CARSANTHIA/PATIENT CARE	Y	10,737	13,187	13,187	3337400000
Comp. Rate: \$15 PER HOUR HUNTER JOHNNY/HOUSEKEEPING		1,646	4,096	4,096	3337400000
Comp. Rate: \$15 PER HOUR HUTCHINS COURTNEY/PATIENT CARE		5,580	8,030	8,030	3337400000
Comp. Rate: \$18 PER HOUR HUTCHINS TAMMYE/PATIENT CARE		40,171	42,621	42,621	3337400000
Comp. Rate: \$18 PER HOUR JACKSON JACQUELYN/PATIENT CARE	Y	18,117	20,567	20,567	3337400000
Comp. Rate: \$37 PER HOUR JACKSON KELBY/PATIENT CARE		39,692	42,142	42,142	3337400000
Comp. Rate: \$20 PER HOUR JEFFERSON WALTER/PATIENT CARE		35,619	38,069	38,069	3337400000
Comp. Rate: \$20 PER HOUR JENKINS DEAMBERLEE/PATIENT CARE		3,755	6,205	6,205	3337400000
Comp. Rate: \$15 PER HOUR JENKINS DEBBIE/PATIENT CARE		9,286	11,736	11,736	3337400000
Comp. Rate: \$21 PER HOUR JENKINS JERECHO/PATIENT CARE	Y	17,513	19,963	19,963	3337400000
Comp. Rate: \$22 PER HOUR JOHNSON ELMINA/PATIENT CARE		38,232	40,682	40,682	3337400000
Comp. Rate: \$22 PER HOUR JOHNSON RHONDALYN/PATIENT CARE		10,153	12,603	12,603	3337400000
Comp. Rate: \$15 PER HOUR JOHNSON SHELIA/PATIENT CARE		2,996	5,446	5,446	3337400000
Comp. Rate: \$20 PER HOUR JOHNSON VERTIS/PATIENT CARE	Y	20,800	23,250	23,250	3337400000

FEES, PROFESSIONAL AND OTHER SERVICES

Mental Health - Mississippi State Hospital (374-00)

Name of Agency

TYPE OF FEE AND NAME OF VENDOR	Retired w/ PERS	(1) Actual Expenses FY Ending June 30, 2024	(2) Estimated Expenses FY Ending June 30, 2025	(3) Requested Expenses FY Ending June 30, 2026	Fund Source
Comp. Rate: \$22 PER HOUR JOINER CHRISTINA/PATIENT CARE		29,635	32,085	32,085	3337400000
Comp. Rate: \$20 PER HOUR JONES NIXCOLA/PATIENT CARE		12,447	14,897	14,897	3337400000
Comp. Rate: \$22 PER HOUR KEENAN KATHERINE/PATIENT CARE		21,813	24,263	24,263	3337400000
Comp. Rate: \$30 PER HOUR KENNEDY JOHN/PHYSICIANS		54,065	56,515	56,515	3337400000
Comp. Rate: \$300 PER HOUR KING SHARRON/PATIENT CARE		24,000	26,450	26,450	3337400000
Comp. Rate: \$42 PER HOUR KINSEY BRANDIMAUR/PATIENT CARE		83,664	86,114	86,114	3337400000
Comp. Rate: \$42 PER HOUR KUTNER RICHARD/PHYSICIANS		53,519	55,969	55,969	3337400000
Comp. Rate: \$250 PER HOUR LAND STEPHANIE/PATIENT CARE		178,000	180,450	180,450	3337400000
Comp. Rate: \$24 PER HOUR LAURY KENYA/PATIENT CARE	Y	23,928	26,378	26,378	3337400000
Comp. Rate: \$22 PER HOUR LEE DEMARQUIS/PATIENT CARE		176	2,626	2,626	3337400000
Comp. Rate: \$22 PER HOUR LEE ERICA/PATIENT CARE		37,585	40,035	40,035	3337400000
Comp. Rate: \$30 PER HOUR LEE ROSETTA/PATIENT CARE		3,555	6,005	6,005	3337400000
Comp. Rate: \$30 PER HOUR LEFLORE ANETRA/PATIENT CARE		19,522	21,972	21,972	3337400000
Comp. Rate: \$37 PER HOUR LEWIS BEVERLY/PATIENT CARE		1,480	3,930	3,930	3337400000
Comp. Rate: \$17 PER HOUR LEWIS GLORIA/PATIENT CARE		1,028	3,478	3,478	3337400000
Comp. Rate: \$20 PER HOUR LEWIS JACQUELINE/PATIENT CARE		31,156	33,606	33,606	3337400000
Comp. Rate: \$30 PER HOUR LEWIS JAMIE/PATIENT CARE		32,805	35,255	35,255	3337400000
Comp. Rate: \$22 PER HOUR LIAS MARTIN/PATIENT CARE		2,194	4,644	4,644	3337400000
Comp. Rate: \$20 PER HOUR LINDSEY PATRICK/PATIENT CARE		25,160	27,610	27,610	3337400000
Comp. Rate: \$20 PER HOUR LINDSEY SHARON/PATIENT CARE		32,776	35,226	35,226	3337400000
Comp. Rate: \$25 PER HOUR LINDSEY TIFFANY/PATIENT CARE		34,290	36,740	36,740	3337400000
Comp. Rate: \$25 PER HOUR LOFTON BRIANA/PATIENT CARE		32,453	34,903	34,903	3337400000
Comp. Rate: \$20 PER HOUR LOFTON TYKEVYA/PATIENT CARE		7,317	9,767	9,767	3337400000

FEES, PROFESSIONAL AND OTHER SERVICES

Mental Health - Mississippi State Hospital (374-00)

Name of Agency					
TYPE OF FEE AND NAME OF VENDOR	Retired w/ PERS	(1) Actual Expenses FY Ending June 30, 2024	(2) Estimated Expenses FY Ending June 30, 2025	(3) Requested Expenses FY Ending June 30, 2026	Fund Source
Comp. Rate: \$20 PER HOUR LOVING ANGELA/PATIENT CARE		29,435	31,885	31,885	3337400000
Comp. Rate: \$25 PER HOUR LUCKEY NORMAN/PATIENT CARE	Y	21,925	24,375	24,375	3337400000
Comp. Rate: \$14 PER HOUR LUMPKIN ALEXIS/PATIENT CARE	Y	14,952	17,402	17,402	3337400000
Comp. Rate: \$25 PER HOUR LYLE GWENDOLYN/PATIENT CARE		3,913	6,363	6,363	3337400000
Comp. Rate: \$37 PER HOUR LYONS CARLTON/PATIENT CARE		30,127	32,577	32,577	3337400000
Comp. Rate: \$22 PER HOUR MACK JAMAYA/PATIENT CARE		22,355	24,805	24,805	3337400000
Comp. Rate: \$20 PER HOUR MACK MARIO/PATIENT CARE		6,393	8,843	8,843	3337400000
Comp. Rate: \$22 PER HOUR MAGEE NINA/PATIENT CARE		28,309	30,759	30,759	3337400000
Comp. Rate: \$20 PER HOUR MAGEE PAMELA/PATIENT CARE		35,540	37,990	37,990	3337400000
Comp. Rate: \$30 PER HOUR MAJORS ALLYSON/PATIENT CARE		29,232	31,682	31,682	3337400000
Comp. Rate: \$22 PER HOUR MALLARI VALERIE/PATIENT CARE		14,391	16,841	16,841	3337400000
Comp. Rate: \$37 PER HOUR MALLET CLOYS/PATIENT CARE		2,349	4,799	4,799	3337400000
Comp. Rate: \$30 PER HOUR MARTIN JAMES/PATIENT CARE		44,670	47,120	47,120	3337400000
Comp. Rate: \$25 PER HOUR MAXWELL MARY/PATIENT CARE		650	3,100	3,100	3337400000
Comp. Rate: \$15 PER HOUR MAXWELL SHAMYAH/PATIENT CARE		29,052	31,502	31,502	3337400000
Comp. Rate: \$15 PER HOUR MAYWEATHER EBONY/PATIENT CARE		2,121	4,571	4,571	3337400000
Comp. Rate: \$20 PER HOUR MCABEE DAMONICA/PATIENT CARE		36,700	39,150	39,150	3337400000
Comp. Rate: \$20 PER HOUR MCALLISTER CLARA/PATIENT CARE		30,610	33,060	33,060	3337400000
Comp. Rate: \$18 PER HOUR MCALPIN KARRI/PHYSICIANS	Y	17,599	20,049	20,049	3337400000
Comp. Rate: \$30 PER HOUR MCCLAIN JAMES/PATIENT CARE		9,937	12,387	12,387	3337400000
Comp. Rate: \$22 PER HOUR MCCOY MARJORIE/PATIENT CARE		30,484	32,934	32,934	3337400000
Comp. Rate: \$28 PER HOUR MCCREE ASHLEY/PATIENT CARE		58,081	60,531	60,531	3337400000
Comp. Rate: \$23 PER HOUR MCDONALD DESMOND/PATIENT CARE		22,236	24,686	24,686	3337400000

FEES, PROFESSIONAL AND OTHER SERVICES

Mental Health - Mississippi State Hospital (374-00)

Name of Agency

TYPE OF FEE AND NAME OF VENDOR	Retired w/ PERS	(1) Actual Expenses FY Ending June 30, 2024	(2) Estimated Expenses FY Ending June 30, 2025	(3) Requested Expenses FY Ending June 30, 2026	Fund Source
Comp. Rate: \$18 PER HOUR MCDONALD HYDIA/PATIENT CARE		18,522	20,972	20,972	3337400000
Comp. Rate: \$20 PER HOUR MCDOWELL RACHEL/PATIENT CARE		3,937	6,387	6,387	3337400000
Comp. Rate: \$15 PER HOUR MCGHEE LETHER/	Y	13,785	16,235	16,235	3337400000
Comp. Rate: MCINNIS BRAGGIO/PATIENT CARE	Y	1,325	3,775	3,775	3337400000
Comp. Rate: \$22 PER HOUR MCLAURIN SALENA/PATIENT CARE		28,996	31,446	31,446	3337400000
Comp. Rate: \$20 PER HOUR MCLENDON HUNTER/PHYSICIANS		34,271	36,721	36,721	3337400000
Comp. Rate: \$275 PER HOUR MCMORRIS KRISTY/PATIENT CARE		395,600	398,050	398,050	3337400000
Comp. Rate: \$22 PER HOUR MCNEECE TERESA/PATIENT CARE		9,542	11,992	11,992	3337400000
Comp. Rate: \$18 PER HOUR MCPHERSON DELVECCHIO/PATIENT CARE		21,729	24,179	24,179	3337400000
Comp. Rate: \$20 PER HOUR MILLER JASMINE/PATIENT CARE		34,776	37,226	37,226	3337400000
Comp. Rate: \$25 PER HOUR MILLER JENNA/PATIENT CARE		7,740	10,190	10,190	3337400000
Comp. Rate: \$18 PER HOUR MILLER JOSEPH/PATIENT CARE		11,252	13,702	13,702	3337400000
Comp. Rate: \$18 PER HOUR MILLS SHARRON/PATIENT CARE		3,195	5,645	5,645	3337400000
Comp. Rate: \$15 PER HOUR MITCHELL GLORIA/PATIENT CARE		15,330	17,780	17,780	3337400000
Comp. Rate: \$30 PER HOUR MOCK BRANDI/PATIENT CARE		1,342	3,792	3,792	3337400000
Comp. Rate: \$37 PER HOUR MOORE CHRISTY/PATIENT CARE		15,064	17,514	17,514	3337400000
Comp. Rate: \$20 PER HOUR MOORE JASON/PATIENT CARE		39,559	42,009	42,009	3337400000
Comp. Rate: \$20 PER HOUR MOORE TINA/PATIENT CARE		25,995	28,445	28,445	3337400000
Comp. Rate: \$20 PER HOUR MORAN ERIN/PATIENT CARE		11,649	14,099	14,099	3337400000
Comp. Rate: \$30 PER HOUR MORGAN RENA/PATIENT CARE		25,942	28,392	28,392	3337400000
Comp. Rate: \$22 PER HOUR MORRIS MELBA/BILLING AND CODING		2,821	5,271	5,271	3337400000
Comp. Rate: \$50 PER HOUR MUSGROVE MILES/PATIENT CARE		19,100	21,550	21,550	3337400000
Comp. Rate: \$18 PER HOUR NESMITH FALLON/PATIENT CARE		2,880	5,330	5,330	3337400000

FEES, PROFESSIONAL AND OTHER SERVICES

Mental Health - Mississippi State Hospital (374-00)

Name of Agency

TYPE OF FEE AND NAME OF VENDOR	Retired w/ PERS	(1) Actual Expenses FY Ending June 30, 2024	(2) Estimated Expenses FY Ending June 30, 2025	(3) Requested Expenses FY Ending June 30, 2026	Fund Source
Comp. Rate: \$20 PER HOUR NEWELL RAYMOND/POLICE		12,560	15,010	15,010	3337400000
Comp. Rate: \$14 PER HOUR NEWTON MUHAMMAD/PATIENT CARE		25,294	27,744	27,744	3337400000
Comp. Rate: \$22 PER HOUR OBRIN JAMES/PATIENT CARE		35,049	37,499	37,499	3337400000
Comp. Rate: \$20 PER HOUR ODOM JAMIE/PATIENT CARE		4,171	6,621	6,621	3337400000
Comp. Rate: \$20 PER HOUR OSBORNE JOHNNY/PATIENT CARE		23,903	26,353	26,353	3337400000
Comp. Rate: \$22 PER HOUR OSBORNE KEISHA/PATIENT CARE		21,940	24,390	24,390	3337400000
Comp. Rate: \$22 PER HOUR PAGE SASHA/PATIENT CARE		26,230	28,680	28,680	3337400000
Comp. Rate: \$30 PER HOUR PAGE SHERMAIN/PATIENT CARE		6,090	8,540	8,540	3337400000
Comp. Rate: \$18 PER HOUR PARKER TAMEKA/HOUSEKEEPING		30,223	32,673	32,673	3337400000
Comp. Rate: \$14 PER HOUR PAYTON JADA/PATIENT CARE		8,970	11,420	11,420	3337400000
Comp. Rate: \$30 PER HOUR PEGUES SANEDRA/PATIENT CARE		44,547	46,997	46,997	3337400000
Comp. Rate: \$20 PER HOUR PICKELL RENEE/PATIENT CARE		23,075	25,525	25,525	3337400000
Comp. Rate: \$30 PER HOUR PORTER KEONTAE/PATIENT CARE		48,195	50,645	50,645	3337400000
Comp. Rate: \$20 PER HOUR PORTER LAKISKA/PATIENT CARE		34,821	37,271	37,271	3337400000
Comp. Rate: \$20 PER HOUR PORTER TONJA/PATIENT CARE		23,949	26,399	26,399	3337400000
Comp. Rate: \$22 PER HOUR POWELL BILISHIA/PATIENT CARE		10,532	12,982	12,982	3337400000
Comp. Rate: \$30 PER HOUR PRICE KWANZA/PATIENT CARE		54,586	57,036	57,036	3337400000
Comp. Rate: \$42 PER HOUR RAWLS BREAUNA/PATIENT CARE		34,110	36,560	36,560	3337400000
Comp. Rate: \$25 PER HOUR REDMON KARL/PATIENT CARE		975	3,425	3,425	3337400000
Comp. Rate: \$20 PER HOUR REED ROGER/PATIENT CARE		17,310	19,760	19,760	3337400000
Comp. Rate: \$20 PER HOUR REES ERIN/PATIENT CARE		5,903	8,353	8,353	3337400000
Comp. Rate: \$16 PER HOUR RHODES DEMI/PATIENT CARE		8,092	10,542	10,542	3337400000
Comp. Rate: \$20 PER HOUR RIVERS AARON/PATIENT CARE		9,473	11,923	11,923	3337400000

FEES, PROFESSIONAL AND OTHER SERVICES

Mental Health - Mississippi State Hospital (374-00)

Name of Agency

TYPE OF FEE AND NAME OF VENDOR	Retired w/ PERS	(1) Actual Expenses FY Ending June 30, 2024	(2) Estimated Expenses FY Ending June 30, 2025	(3) Requested Expenses FY Ending June 30, 2026	Fund Source
Comp. Rate: \$20 PER HOUR		14,723	17,173	17,173	3337400000
ROBINSON AUDRICK/PATIENT CARE					
Comp. Rate: \$20 PER HOUR		14,125	16,575	16,575	3337400000
ROBINSON BRITTANY/PATIENT CARE					
Comp. Rate: \$22 PER HOUR		2,473	4,923	4,923	3337400000
ROBINSON DIONTE/PATIENT CARE					
Comp. Rate: \$22 PER HOUR		37,948	40,398	40,398	3337400000
ROBINSON JUANITA/PATIENT CARE					
Comp. Rate: \$20 PER HOUR		32,381	34,831	34,831	3337400000
ROBINSON LAMAR/PATIENT CARE					
Comp. Rate: \$20 PER HOUR		3,550	6,000	6,000	3337400000
ROBINSON LEXUS/PATIENT CARE					
Comp. Rate: \$20 PER HOUR		6,640	9,090	9,090	3337400000
ROGERS ANDREANA/PATIENT CARE					
Comp. Rate: \$22 PER HOUR		23,521	25,971	25,971	3337400000
ROGERS ASHANTI/PATIENT CARE					
Comp. Rate: \$15 PER HOUR		12,300	14,750	14,750	3337400000
ROGERS CHRISTINA/PATIENT CARE					
Comp. Rate: \$20 PER HOUR		25,370	27,820	27,820	3337400000
ROGERS DYAMOND/PATIENT CARE					
Comp. Rate: \$12 PER HOUR		5,619	8,069	8,069	3337400000
ROGERS JEFFERSON/PHYSICIANS					
Comp. Rate: \$275 PER HOUR		70,400	72,850	72,850	3337400000
ROSS ANTONIO/PATIENT CARE					
Comp. Rate: \$20 PER HOUR		22,235	24,685	24,685	3337400000
ROSS TIFFANY/PATIENT CARE					
Comp. Rate: \$30 PER HOUR		12,562	15,012	15,012	3337400000
SANDERS ROBBIE/PATIENT CARE					
Comp. Rate: \$22 PER HOUR		20,031	22,481	22,481	3337400000
SCHOENDORF KENNETH/HOUSEKEEPING					
Comp. Rate: \$14 PER HOUR		19,264	21,714	21,714	3337400000
SHAFFER SUSAN/PATIENT CARE					
Comp. Rate: \$20 PER HOUR		38,281	40,731	40,731	3337400000
SHELBY VALERIE/PATIENT CARE					
Comp. Rate: \$20 PER HOUR		35,950	38,400	38,400	3337400000
SHINALL ERICA/PATIENT CARE					
Comp. Rate: \$20 PER HOUR		13,230	15,680	15,680	3337400000
SKINNER DARRIUS/PATIENT CARE					
Comp. Rate: \$20 PER HOUR		8,988	11,438	11,438	3337400000
SLATER TYLER/PATIENT CARE					
Comp. Rate: \$20 PER HOUR		13,565	16,015	16,015	3337400000
SMILEY ALFONZO/PATIENT CARE					
Comp. Rate: \$20 PER HOUR		31,110	33,560	33,560	3337400000
SMITH ELISHA/PATIENT CARE					
Comp. Rate: \$22 PER HOUR		11,137	13,587	13,587	3337400000
SMITH GARY/PHYSICIANS					

FEES, PROFESSIONAL AND OTHER SERVICES

Mental Health - Mississippi State Hospital (374-00)

Name of Agency

TYPE OF FEE AND NAME OF VENDOR	Retired w/ PERS	(1) Actual Expenses FY Ending June 30, 2024	(2) Estimated Expenses FY Ending June 30, 2025	(3) Requested Expenses FY Ending June 30, 2026	Fund Source
Comp. Rate: \$300 PER HOUR		22,500	24,950	24,950	3337400000
SMITH JAMIA/PATIENT CARE					
Comp. Rate: \$20 PER HOUR		30,488	32,938	32,938	3337400000
SMITH SUZANNE/PATIENT CARE					
Comp. Rate: \$32 PER HOUR	Y	28,840	31,290	31,290	3337400000
SMITH WILLIAM/PATIENT CARE					
Comp. Rate: \$42 PER HOUR		8,284	10,734	10,734	3337400000
SMITH WOODY/					
Comp. Rate:		14,682	17,132	17,132	3337400000
SNEEZE DARRELL/PATIENT CARE					
Comp. Rate: \$20 PER HOUR		21,440	23,890	23,890	3337400000
SPANN JAMES/POLICE					
Comp. Rate: \$14 PER HOUR	Y	15,132	17,582	17,582	3337400000
SPARKMAN TRISTA/PATIENT CARE					
Comp. Rate: \$42 PER HOUR		65,086	67,536	67,536	3337400000
SPENCER TERRIA/PATIENT CARE					
Comp. Rate: \$20 PER HOUR		8,090	10,540	10,540	3337400000
SPENCERFLOWERS JAMESHA/PATIENT CARE					
Comp. Rate: \$20 PER HOUR		465	2,915	2,915	3337400000
STEEL BRITNEY/PATIENT CARE					
Comp. Rate: \$18 PER HOUR		6,462	8,912	8,912	3337400000
STEPHENS NYLIA/PATIENT CARE					
Comp. Rate: \$20 PER HOUR		36,730	39,180	39,180	3337400000
STEPHENS TANYA/PATIENT CARE					
Comp. Rate: \$20 PER HOUR		27,600	30,050	30,050	3337400000
STEWART VALENCIA/PATIENT CARE					
Comp. Rate: \$22 PER HOUR		23,697	26,147	26,147	3337400000
STONE RONALD/PATIENT CARE					
Comp. Rate: \$30 PER HOUR		2,775	5,225	5,225	3337400000
STOUT MICHAEL/PHYSICIANS					
Comp. Rate: \$300 PER HOUR		11,025	13,475	13,475	3337400000
STRINGER FELISHA/PATIENT CARE					
Comp. Rate: \$20 PER HOUR		27,880	30,330	30,330	3337400000
STUBBS LORI/PATIENT CARE					
Comp. Rate: \$20 PER HOUR		9,643	12,093	12,093	3337400000
TALUKDAR NAZMUL/PHYSICIANS					
Comp. Rate: \$250 PER HOUR		316,125	318,575	318,575	3337400000
TAYLOR BRANDI/PATIENT CARE					
Comp. Rate: \$25 PER HOUR		4,656	7,106	7,106	3337400000
TAYLOR TRIDAI/PATIENT CARE					
Comp. Rate: \$20 PER HOUR		20,460	22,910	22,910	3337400000
THOMAS BRIAN/PATIENT CARE					
Comp. Rate: \$20 PER HOUR		38,895	41,345	41,345	3337400000
THOMAS MARGARET/PATIENT CARE					
Comp. Rate: \$20 PER HOUR		33,380	35,830	35,830	3337400000
THOMAS TRENTON/PATIENT CARE					

FEES, PROFESSIONAL AND OTHER SERVICES

Mental Health - Mississippi State Hospital (374-00)

Name of Agency					
TYPE OF FEE AND NAME OF VENDOR	Retired w/ PERS	(1) Actual Expenses FY Ending June 30, 2024	(2) Estimated Expenses FY Ending June 30, 2025	(3) Requested Expenses FY Ending June 30, 2026	Fund Source
Comp. Rate: \$20 PER HOUR THOMPSON RENALDO/PATIENT CARE		21,318	23,768	23,768	3337400000
Comp. Rate: \$20 PER HOUR THORNHILL SONYA/MEDICAL RECORDS		41,084	43,534	43,534	3337400000
Comp. Rate: \$24 PER HOUR THORNTON CASSANDRA/PATIENT CARE	Y	24,240	26,690	26,690	3337400000
Comp. Rate: \$30 PER HOUR THORNTON JOE/PATIENT CARE		15,060	17,510	17,510	3337400000
Comp. Rate: \$38 PER HOUR THURMAN APRIL/PATIENT CARE	Y	21,085	23,535	23,535	3337400000
Comp. Rate: \$20 PER HOUR TILLMAN CAPRICE/PATIENT CARE		13,238	15,688	15,688	3337400000
Comp. Rate: \$18 PER HOUR TOWERS LATISHA/PATIENT CARE		5,710	8,160	8,160	3337400000
Comp. Rate: \$20 PER HOUR TRAVIS AKENDRA/PATIENT CARE		36,073	38,523	38,523	3337400000
Comp. Rate: \$30 PER HOUR TRIPP OLIVER/PATIENT CARE		52,680	55,130	55,130	3337400000
Comp. Rate: \$20 PER HOUR UPTON STEPHANIE/PATIENT CARE		31,753	34,203	34,203	3337400000
Comp. Rate: \$30 PER HOUR VEASLEY TERESA/PATIENT CARE		23,640	26,090	26,090	3337400000
Comp. Rate: \$42 PER HOUR WADE MATTHEW/PATIENT CARE		55,892	58,342	58,342	3337400000
Comp. Rate: \$18 PER HOUR WADSWORTH MARLEE/PATIENT CARE		39,553	42,003	42,003	3337400000
Comp. Rate: \$75 PER HOUR WALKER ERICA/PATIENT CARE		39,112	41,562	41,562	3337400000
Comp. Rate: \$30 PER HOUR WALKER JOHNNY/PATIENT CARE		11,565	14,015	14,015	3337400000
Comp. Rate: \$20 PER HOUR WALKER QUANTAE/PATIENT CARE		22,893	25,343	25,343	3337400000
Comp. Rate: \$22 PER HOUR WALKER RUTH/PATIENT CARE		42,231	44,681	44,681	3337400000
Comp. Rate: \$14 PER HOUR WALTON SAMANTHA/PATIENT CARE	Y	10,282	12,732	12,732	3337400000
Comp. Rate: \$22 PER HOUR WARE TIFFANY/PATIENT CARE		12,826	15,276	15,276	3337400000
Comp. Rate: \$42 PER HOUR WARNER PATRICIA/PATIENT CARE		5,533	7,983	7,983	3337400000
Comp. Rate: \$37 PER HOUR WATSON ANDRE/PATIENT CARE		35,955	38,405	38,405	3337400000
Comp. Rate: \$20 PER HOUR WATSON MICHEAL/PATIENT CARE		15,893	18,343	18,343	3337400000
Comp. Rate: \$14 PER HOUR WATTS GLENDA/PATIENT CARE	Y	13,500	15,950	15,950	3337400000

FEES, PROFESSIONAL AND OTHER SERVICES

Mental Health - Mississippi State Hospital (374-00)

Name of Agency					
TYPE OF FEE AND NAME OF VENDOR	Retired w/ PERS	(1) Actual Expenses FY Ending June 30, 2024	(2) Estimated Expenses FY Ending June 30, 2025	(3) Requested Expenses FY Ending June 30, 2026	Fund Source
Comp. Rate: \$20 PER HOUR WAYNE ROBERT/PATIENT CARE		9,005	11,455	11,455	3337400000
Comp. Rate: \$18 PER HOUR WELCH DANIEL/PATIENT CARE		1,066	3,516	3,516	3337400000
Comp. Rate: \$13 PER HOUR WELCH DESTINY/PATIENT CARE		539	2,989	2,989	3337400000
Comp. Rate: \$22 PER HOUR WHITAKER ADRIANNAH/PATIENT CARE		21,549	23,999	23,999	3337400000
Comp. Rate: \$30 PER HOUR WHITE CHRISTOPHER/PATIENT CARE		34,342	36,792	36,792	3337400000
Comp. Rate: \$18 PER HOUR WHITE DARYN/PATIENT CARE		33,307	35,757	35,757	3337400000
Comp. Rate: \$20 PER HOUR WILKAITIS JOHN/PHYSICIANS		8,498	10,948	10,948	3337400000
Comp. Rate: \$300 PER HOUR WILLIAM PHYLLIS/PATIENT CARE		20,775	23,225	23,225	3337400000
Comp. Rate: \$20 PER HOUR WILLIAMS AKELIA/PATIENT CARE		38,343	40,793	40,793	3337400000
Comp. Rate: \$42 PER HOUR WILLIAMS ANTORNITA/PATIENT CARE		58,800	61,250	61,250	3337400000
Comp. Rate: \$22 PER HOUR WILLIAMS CLARENCE/PATIENT CARE		46,070	48,520	48,520	3337400000
Comp. Rate: \$20 PER HOUR WILLIAMS EDDIE/PATIENT CARE	Y	22,497	24,947	24,947	3337400000
Comp. Rate: \$18 PER HOUR WILLIAMS FREDRICK/PATIENT CARE	Y	15,116	17,566	17,566	3337400000
Comp. Rate: \$15 PER HOUR WILLIAMS MATTIE/PATIENT CARE	Y	12,251	14,701	14,701	3337400000
Comp. Rate: \$20 PER HOUR WILLIAMS MINNIE/PATIENT CARE		13,725	16,175	16,175	3337400000
Comp. Rate: \$12 PER HOUR WILLIAMS PRINCESS/PATIENT CARE	Y	14,638	17,088	17,088	3337400000
Comp. Rate: \$20 PER HOUR WILLIAMS ROMANDA/PATIENT CARE		465	2,915	2,915	3337400000
Comp. Rate: \$22 PER HOUR WILLIAMS SCOTT/PATIENT CARE		979	3,429	3,429	3337400000
Comp. Rate: \$20 PER HOUR WILLIAMS SYMARQUIS/PATIENT CARE		20,315	22,765	22,765	3337400000
Comp. Rate: \$22 PER HOUR WILLIAMSON MARCUS/PATIENT CARE		15,733	18,183	18,183	3337400000
Comp. Rate: \$22 PER HOUR WILLIS ARIEL/PATIENT CARE		18,029	20,479	20,479	3337400000
Comp. Rate: \$18 PER HOUR WILLIS CHRISTOPHER/PATIENT CARE		27,526	29,976	29,976	3337400000
Comp. Rate: \$20 PER HOUR WILSON DASMINE/PATIENT CARE		4,005	6,455	6,455	3337400000

FEES, PROFESSIONAL AND OTHER SERVICES

Mental Health - Mississippi State Hospital (374-00)

Name of Agency

TYPE OF FEE AND NAME OF VENDOR	Retired w/ PERS	(1) Actual Expenses FY Ending June 30, 2024	(2) Estimated Expenses FY Ending June 30, 2025	(3) Requested Expenses FY Ending June 30, 2026	Fund Source
Comp. Rate: \$15 PER HOUR WILSON TORONDA/PATIENT CARE		3,324	5,774	5,774	3337400000
Comp. Rate: \$37 PER HOUR WILSON VICTORIA/PATIENT CARE		3,006	5,456	5,456	3337400000
Comp. Rate: \$20 PER HOUR WOO MACK/PHYSICIANS		945	3,395	3,395	3337400000
Comp. Rate: \$300 PER HOUR WOODS CASSANDRA/PATIENT CARE		14,400	16,850	16,850	3337400000
Comp. Rate: \$37 PER HOUR WOODS DANELLE/PATIENT CARE	Y	28,462	30,912	30,912	3337400000
Comp. Rate: \$30 PER HOUR WRIGHT JAMARION/PATIENT CARE		15,217	17,667	17,667	3337400000
Comp. Rate: \$20 PER HOUR		21,535	23,985	23,985	3337400000
Total 61610000 CONTRACT WORKER PAYROLL - EFT		8,526,642	9,379,306	9,379,306	

61625000 CONTRACT WORKER PAYROLL MATCHING
AMOUNTS - EFT

ADAMS LINDA/PATIENT CARE					
Comp. Rate: \$42 PER HOUR		287	497	497	3337400000
ALI J/PHYSICIANS					
Comp. Rate: \$200 PER HOUR		18,421	18,631	18,631	3337400000
ALLEN JASMYN/PATIENT CARE					
Comp. Rate: \$42 PER HOUR		1,206	1,416	1,416	3337400000
ANDERSON KHYA/PATIENT CARE					
Comp. Rate: \$20 PER HOUR		2,669	2,879	2,879	3337400000
ANDERSON TEENA/PATIENT CARE					
Comp. Rate: \$18 PER HOUR		1,050	1,260	1,260	3337400000
APPLEWHITE ANGELA/PATIENT CARE					
Comp. Rate: \$30 PER HOUR		3,267	3,477	3,477	3337400000
ARCHIE JOYCIE/PATIENT CARE					
Comp. Rate: \$20 PER HOUR		2,779	2,989	2,989	3337400000
ARMSTRONG HENRY/PATIENT CARE					
Comp. Rate: \$15 PER HOUR		207	417	417	3337400000
ARMSTRONG KERA/PATIENT CARE					
Comp. Rate: \$18 PER HOUR		943	1,153	1,153	3337400000
ATKINSON-MACK BRITTANY/PATIENT CARE					
Comp. Rate: \$20 PER HOUR		20	230	230	3337400000
AUSTIN HALEY/PATIENT CARE					
Comp. Rate: \$20 PER HOUR		1,517	1,727	1,727	3337400000
AUSTIN NATHANIEL/PATIENT CARE					
Comp. Rate: \$20 PER HOUR		3,003	3,213	3,213	3337400000
BADELLE TAWANNA/PATIENT CARE					
Comp. Rate: \$15 PER HOUR		614	824	824	3337400000
BALDWIN MITCHELL/PATIENT CARE					
Comp. Rate: \$20 PER HOUR		1,322	1,532	1,532	3337400000
BANG ELIZABETH/PATIENT CARE					

FEES, PROFESSIONAL AND OTHER SERVICES

Mental Health - Mississippi State Hospital (374-00)

Name of Agency

TYPE OF FEE AND NAME OF VENDOR	Retired w/ PERS	(1) Actual Expenses FY Ending June 30, 2024	(2) Estimated Expenses FY Ending June 30, 2025	(3) Requested Expenses FY Ending June 30, 2026	Fund Source
Comp. Rate: \$30 PER HOUR		706	916	916	3337400000
BANKS CAPRICE/PATIENT CARE					
Comp. Rate: \$16 PER HOUR		185	395	395	3337400000
BANYARD RACHEL/PATIENT CARE					
Comp. Rate: \$42 PER HOUR		141	351	351	3337400000
BARNES KYLA/PATIENT CARE					
Comp. Rate: \$20 PER HOUR		2,096	2,306	2,306	3337400000
BATTLE DAMIAN/PATIENT CARE					
Comp. Rate: \$20 PER HOUR		2,418	2,628	2,628	3337400000
BELAGA-PRICE MARSHALL/PHYSICIANS					
Comp. Rate: \$200 PER HOUR		12,517	12,727	12,727	3337400000
BELL ALEASHER/PATIENT CARE					
Comp. Rate: \$22 PER HOUR		2,050	2,260	2,260	3337400000
BELL RUTHIE/PATIENT CARE					
Comp. Rate: \$12 PER HOUR	Y	4,562	4,772	4,772	3337400000
BENNETT DREW/PATIENT CARE					
Comp. Rate: \$20 PER HOUR		1,541	1,751	1,751	3337400000
BENSON ANITRA/PATIENT CARE					
Comp. Rate: \$42 PER HOUR		3,772	3,982	3,982	3337400000
BEVERLY TOBEY/PATIENT CARE					
Comp. Rate: \$20 PER HOUR		1,358	1,568	1,568	3337400000
BLAKELY PRESTON/PATIENT CARE					
Comp. Rate: \$12 PER HOUR		1,014	1,224	1,224	3337400000
BOLDEN LARISSA/PATIENT CARE					
Comp. Rate: \$42 PER HOUR		1,244	1,454	1,454	3337400000
BOULDIN KATISHA/PATIENT CARE					
Comp. Rate: \$20 PER HOUR		718	928	928	3337400000
BOWERS ROBERT/MAINTENANCE					
Comp. Rate: \$20 PER HOUR		926	1,136	1,136	3337400000
BRADFORD AURELIA/PATIENT CARE					
Comp. Rate: \$42 PER HOUR		331	541	541	3337400000
BRANAM KAREN/PHYSICIANS					
Comp. Rate: \$30 PER HOUR		1,991	2,201	2,201	3337400000
BRENT VERA/PATIENT CARE					
Comp. Rate: \$37 PER HOUR		3,023	3,233	3,233	3337400000
BRIDGES RODGERICK/PATIENT CARE					
Comp. Rate: \$15 PER HOUR		2,290	2,500	2,500	3337400000
BROADWAY ARTHUR/PATIENT CARE					
Comp. Rate: \$20 PER HOUR		2,797	3,007	3,007	3337400000
BROOKS ASHLEY/PATIENT CARE					
Comp. Rate: \$18 PER HOUR		1,945	2,155	2,155	3337400000
BROOKS TAMEKA/PATIENT CARE					
Comp. Rate: \$37 PER HOUR		268	478	478	3337400000
BROWN DETAVIAN/PATIENT CARE					
Comp. Rate: \$20 PER HOUR		1,256	1,466	1,466	3337400000
BROWN JAMES/PATIENT CARE					

FEES, PROFESSIONAL AND OTHER SERVICES

Mental Health - Mississippi State Hospital (374-00)

Name of Agency

TYPE OF FEE AND NAME OF VENDOR	Retired w/ PERS	(1) Actual Expenses FY Ending June 30, 2024	(2) Estimated Expenses FY Ending June 30, 2025	(3) Requested Expenses FY Ending June 30, 2026	Fund Source
Comp. Rate: \$22 PER HOUR BROWN MELISSA/PATIENT CARE		308	518	518	3337400000
Comp. Rate: \$47 PER HOUR BROWN NATASHA/PATIENT CARE		54	264	264	3337400000
Comp. Rate: \$18 PER HOUR BROWN WILLIE/PHYSICIANS		11	221	221	3337400000
Comp. Rate: \$22 PER HOUR BROWN-WILSON PATRICE/PATIENT CARE		1,573	1,783	1,783	3337400000
Comp. Rate: \$42 PER HOUR BULLIE KENITRA/PATIENT CARE		2,266	2,476	2,476	3337400000
Comp. Rate: \$20 PER HOUR BULLIE RENSSLAER/PATIENT CARE		804	1,014	1,014	3337400000
Comp. Rate: \$12 PER HOUR BULMASH REESE/PHYSICIANS		600	810	810	3337400000
Comp. Rate: \$75 PER HOUR BURCH DENISHA/PATIENT CARE		3,430	3,640	3,640	3337400000
Comp. Rate: \$15 PER HOUR BURNHAM OLIVIA/PATIENT CARE		1,649	1,859	1,859	3337400000
Comp. Rate: \$15 PER HOUR BURSE JEREMY/PATIENT CARE		230	440	440	3337400000
Comp. Rate: \$20 PER HOUR BUTLER BRENDA/PATIENT CARE		1,972	2,182	2,182	3337400000
Comp. Rate: \$11 PER HOUR BUTLER JAZMINE/PATIENT CARE		784	994	994	3337400000
Comp. Rate: \$20 PER HOUR CAGINS DERRICK/PATIENT CARE		88	298	298	3337400000
Comp. Rate: \$20 PER HOUR CAGLE WILLIAM/PATIENT CARE		1,311	1,521	1,521	3337400000
Comp. Rate: \$20 PER HOUR CALENDER LINDA/PATIENT CARE		2,202	2,412	2,412	3337400000
Comp. Rate: \$18 PER HOUR CAMPBELL LESLIE/PATIENT CARE	Y	4,493	4,703	4,703	3337400000
Comp. Rate: \$30 PER HOUR CAMPER SONDRAPATIENT CARE		1,016	1,226	1,226	3337400000
Comp. Rate: \$30 PER HOUR CARLTON SCOTT/PHYSICIANS		3,884	4,094	4,094	3337400000
Comp. Rate: \$75 PER HOUR CARSON FREDETRIA/PATIENT CARE		2,827	3,037	3,037	3337400000
Comp. Rate: \$42 PER HOUR CARTER BIANCA/PATIENT CARE		5,163	5,373	5,373	3337400000
Comp. Rate: \$20 PER HOUR CHAMBERLAIN REBEKAH/CLERICAL		712	922	922	3337400000
Comp. Rate: \$15 PER HOUR CHRISTIAN ROLAND/PATIENT CARE		768	978	978	3337400000
Comp. Rate: \$22 PER HOUR CLAIBORNE HOUSTON/PATIENT CARE		846	1,056	1,056	3337400000

FEES, PROFESSIONAL AND OTHER SERVICES

Mental Health - Mississippi State Hospital (374-00)

Name of Agency

TYPE OF FEE AND NAME OF VENDOR	Retired w/ PERS	(1) Actual Expenses FY Ending June 30, 2024	(2) Estimated Expenses FY Ending June 30, 2025	(3) Requested Expenses FY Ending June 30, 2026	Fund Source
Comp. Rate: \$20 PER HOUR		22	232	232	3337400000
COLAS ARES/PATIENT CARE					
Comp. Rate: \$20 PER HOUR		2,006	2,216	2,216	3337400000
COLBERT QUANNETTE/PATIENT CARE					
Comp. Rate: \$20 PER HOUR		2,952	3,162	3,162	3337400000
COLE MICHAEL/PATIENT CARE					
Comp. Rate: \$22 PER HOUR		3,122	3,332	3,332	3337400000
COLE ZACHQUANA/PATIENT CARE					
Comp. Rate: \$22 PER HOUR		1,268	1,478	1,478	3337400000
COLEMAN CHENEQUIA/PATIENT CARE					
Comp. Rate: \$30 PER HOUR		2,692	2,902	2,902	3337400000
COLEMAN LASONJA/PATIENT CARE					
Comp. Rate: \$20 PER HOUR		436	646	646	3337400000
COLLINS DIMPLES/PATIENT CARE					
Comp. Rate: \$20 PER HOUR		747	957	957	3337400000
COLLINS THADDEUS/PATIENT CARE					
Comp. Rate: \$20 PER HOUR		645	855	855	3337400000
COMMISKEY STEPHEN/PHYSICIANS					
Comp. Rate: \$300 PER HOUR		1,383	1,593	1,593	3337400000
COOPER JUSTIN/PATIENT CARE					
Comp. Rate: \$20 PER HOUR		1,326	1,536	1,536	3337400000
COTHERN PHILLIP/PATIENT CARE					
Comp. Rate: \$37 PER HOUR	Y	2,574	2,784	2,784	3337400000
COVAULT MICHEAL/PHYSICIANS					
Comp. Rate: \$300 PER HOUR		929	1,139	1,139	3337400000
COWAN KIMBERLY/PATIENT CARE					
Comp. Rate: \$20 PER HOUR		483	693	693	3337400000
COWAN SHERRON/PATIENT CARE					
Comp. Rate: \$22 PER HOUR		1,529	1,739	1,739	3337400000
CRAFT KEVIN/PATIENT CARE					
Comp. Rate: \$22 PER HOUR		62	272	272	3337400000
CULPEPPER MICHELLE/PATIENT CARE					
Comp. Rate: \$25 PER HOUR		55	265	265	3337400000
DALTRODESOUZA CLAUDIA/PATIENT CARE					
Comp. Rate: \$20 PER HOUR		409	619	619	3337400000
DARE PAUL/PHYSICIANS					
Comp. Rate: \$300 PER HOUR		2,031	2,241	2,241	3337400000
DAVIS LEO/PATIENT CARE					
Comp. Rate: \$20 PER HOUR		1,243	1,453	1,453	3337400000
DENMAN ALANA/PATIENT CARE					
Comp. Rate: \$20 PER HOUR		1,781	1,991	1,991	3337400000
DIEZ JENNIFER/LAB DIRECTOR					
Comp. Rate: \$38 PER HOUR		4,129	4,339	4,339	3337400000
DILLON CODREKA/PATIENT CARE					
Comp. Rate: \$22 PER HOUR		1,954	2,164	2,164	3337400000
DONELSON DEMARIUS/PATIENT CARE					

FEES, PROFESSIONAL AND OTHER SERVICES

Mental Health - Mississippi State Hospital (374-00)

Name of Agency

TYPE OF FEE AND NAME OF VENDOR	Retired w/ PERS	(1) Actual Expenses FY Ending June 30, 2024	(2) Estimated Expenses FY Ending June 30, 2025	(3) Requested Expenses FY Ending June 30, 2026	Fund Source
Comp. Rate: \$20 PER HOUR DORAN RAMONA/PATIENT CARE		1,501	1,711	1,711	3337400000
Comp. Rate: \$37 PER HOUR DRUMMOND SELINA/PATIENT CARE		2,811	3,021	3,021	3337400000
Comp. Rate: \$22 PER HOUR DUBOSE AYLESIA/PATIENT CARE		1,971	2,181	2,181	3337400000
Comp. Rate: \$17 PER HOUR DUKES RENADA/PATIENT CARE		1,649	1,859	1,859	3337400000
Comp. Rate: \$22 PER HOUR DURDEN JERICA/PATIENT CARE		1,349	1,559	1,559	3337400000
Comp. Rate: \$30 PER HOUR DURR CHEMESE/PATIENT CARE		1,407	1,617	1,617	3337400000
Comp. Rate: \$37 PER HOUR EDWARDS CARLIE/PATIENT CARE		1,348	1,558	1,558	3337400000
Comp. Rate: \$20 PER HOUR EDWARDS DERRICK/PHYSICIANS		1,321	1,532	1,532	3337400000
Comp. Rate: \$75 PER HOUR EDWARDS RENEVER/PATIENT CARE		8,918	9,129	9,129	3337400000
Comp. Rate: \$20 PER HOUR ELLIOTT ALEXANDRIA/PATIENT CARE		2,625	2,836	2,836	3337400000
Comp. Rate: \$30 PER HOUR ENOCHE KAYLA/PATIENT CARE		336	547	547	3337400000
Comp. Rate: \$30 PER HOUR EVANS PHILLIP/PATIENT CARE		4,701	4,912	4,912	3337400000
Comp. Rate: \$15 PER HOUR FAIRLEY AARON/PATIENT CARE		289	500	500	3337400000
Comp. Rate: \$20 PER HOUR FAIRLEY TIA/PATIENT CARE		994	1,205	1,205	3337400000
Comp. Rate: \$15 PER HOUR FLETCHER TREKEMA/PATIENT CARE		1,694	1,905	1,905	3337400000
Comp. Rate: \$22 PER HOUR FLOYD DESTYN/PATIENT CARE		2,551	2,762	2,762	3337400000
Comp. Rate: \$20 PER HOUR FLOYD JOHN/PHYSICIANS		693	904	904	3337400000
Comp. Rate: \$300 PER HOUR FLOYD TRENTON/PATIENT CARE		1,566	1,777	1,777	3337400000
Comp. Rate: \$20 PER HOUR FORD TAYLOR/PATIENT CARE		2,680	2,891	2,891	3337400000
Comp. Rate: \$15 PER HOUR FORREST WILLIAM/PATIENT CARE		248	459	459	3337400000
Comp. Rate: \$22 PER HOUR FRANCIS NIQUESHA/PATIENT CARE		89	300	300	3337400000
Comp. Rate: \$18 PER HOUR FYKE DEBORAH/PAYROLL		147	358	358	3337400000
Comp. Rate: \$25 PER HOUR GAMMAGE WILLIE/PATIENT CARE	Y	7,793	8,004	8,004	3337400000

FEES, PROFESSIONAL AND OTHER SERVICES

Mental Health - Mississippi State Hospital (374-00)

Name of Agency

TYPE OF FEE AND NAME OF VENDOR	Retired w/ PERS	(1) Actual Expenses FY Ending June 30, 2024	(2) Estimated Expenses FY Ending June 30, 2025	(3) Requested Expenses FY Ending June 30, 2026	Fund Source
Comp. Rate: \$22 PER HOUR		2,920	3,131	3,131	3337400000
GARNER NATASKA/PATIENT CARE					
Comp. Rate: \$20 PER HOUR		2,115	2,326	2,326	3337400000
GARRETT KWANITA/PATIENT CARE					
Comp. Rate: \$30 PER HOUR		355	566	566	3337400000
GAYLOR PAMELA/PATIENT CARE					
Comp. Rate: \$20 PER HOUR		1,897	2,108	2,108	3337400000
GEE KENNETH/PATIENT CARE					
Comp. Rate: \$11 PER HOUR		177	388	388	3337400000
GILLIAM ARDARION/PHYSICIANS					
Comp. Rate: \$75 PER HOUR		3,467	3,678	3,678	3337400000
GILMORE STARLETT/PATIENT CARE					
Comp. Rate: \$30 PER HOUR		48	259	259	3337400000
GRAVES KYDRIGOUS/PATIENT CARE					
Comp. Rate: \$18 PER HOUR		961	1,172	1,172	3337400000
GREER EULA/PATIENT CARE					
Comp. Rate: \$25 PER HOUR	Y	4,954	5,165	5,165	3337400000
GRIFFIN DEQUINCY/PATIENT CARE					
Comp. Rate: \$20 PER HOUR		1,910	2,121	2,121	3337400000
GRIFFIN JASMINE/PATIENT CARE					
Comp. Rate: \$20 PER HOUR		2,042	2,253	2,253	3337400000
GRINSTEAD LAKEISHA/PATIENT CARE					
Comp. Rate: \$18 PER HOUR		2,010	2,221	2,221	3337400000
HAGGARD KORY/PATIENT CARE					
Comp. Rate: \$20 PER HOUR		1,779	1,990	1,990	3337400000
HAMPTON SIERRA/PATIENT CARE					
Comp. Rate: \$20 PER HOUR		115	326	326	3337400000
HANSON JENNIFER/PATIENT CARE					
Comp. Rate: \$30 PER HOUR		1,927	2,138	2,138	3337400000
HARDY SHAWANA/PATIENT CARE					
Comp. Rate: \$20 PER HOUR		927	1,138	1,138	3337400000
HARMON AYANNA/PATIENT CARE					
Comp. Rate: \$15 PER HOUR		290	501	501	3337400000
HARPER BRIAN/PATIENT CARE					
Comp. Rate: \$20 PER HOUR		706	917	917	3337400000
HARPER CHARITY/PATIENT CARE					
Comp. Rate: \$18 PER HOUR		2,090	2,301	2,301	3337400000
HARPER LEE/PATIENT CARE					
Comp. Rate: \$20 PER HOUR		1,832	2,043	2,043	3337400000
HARRIS INEZ/PATIENT CARE					
Comp. Rate: \$18 PER HOUR	Y	915	1,126	1,126	3337400000
HARVEY EADDIE/HOUSEKEEPING					
Comp. Rate: \$14 PER HOUR	Y	2,080	2,291	2,291	3337400000
HARVEY PATRINA/PATIENT CARE					
Comp. Rate: \$30 PER HOUR		4,451	4,662	4,662	3337400000
HAYES KIMBERLY/PATIENT CARE					

FEES, PROFESSIONAL AND OTHER SERVICES

Mental Health - Mississippi State Hospital (374-00)

Name of Agency

TYPE OF FEE AND NAME OF VENDOR	Retired w/ PERS	(1) Actual Expenses FY Ending June 30, 2024	(2) Estimated Expenses FY Ending June 30, 2025	(3) Requested Expenses FY Ending June 30, 2026	Fund Source
Comp. Rate: \$37 PER HOUR		1,884	2,095	2,095	3337400000
HAYMER NETTIE/PATIENT CARE					
Comp. Rate: \$20 PER HOUR		2,811	3,022	3,022	3337400000
HAYNES KIMBERLY/PATIENT CARE					
Comp. Rate: \$20 PER HOUR		2,463	2,674	2,674	3337400000
HERRIN VINCENT/PHYSICIANS					
Comp. Rate: \$75 PER HOUR		5,020	5,231	5,231	3337400000
HICKS ALFRED/PATIENT CARE					
Comp. Rate: \$20 PER HOUR		1,779	1,990	1,990	3337400000
HICKS BRITTANY/PATIENT CARE					
Comp. Rate: \$17 PER HOUR		433	644	644	3337400000
HICKS SADE/PATIENT CARE					
Comp. Rate: \$20 PER HOUR		2,116	2,327	2,327	3337400000
HILLIE KEEVEN/PATIENT CARE					
Comp. Rate: \$22 PER HOUR		2,523	2,734	2,734	3337400000
HOLLIDAY JAREN/PATIENT CARE					
Comp. Rate: \$20 PER HOUR		630	841	841	3337400000
HOLLINS LEMETRIUS/PATIENT CARE					
Comp. Rate: \$22 PER HOUR		1,531	1,742	1,742	3337400000
HOLLIS LARYANNA/PATIENT CARE					
Comp. Rate: \$20 PER HOUR		2,460	2,671	2,671	3337400000
HORN DESTINYE/PATIENT CARE					
Comp. Rate: \$20 PER HOUR		616	827	827	3337400000
HORN ERIC/PATIENT CARE					
Comp. Rate: \$20 PER HOUR		2,657	2,868	2,868	3337400000
HORTON NICHOLAS/PATIENT CARE					
Comp. Rate: \$20 PER HOUR		3,056	3,267	3,267	3337400000
HORTON PEGGIE/PATIENT CARE					
Comp. Rate: \$14 PER HOUR	Y	2,690	2,901	2,901	3337400000
HUGHESFORD CARSANTHIA/PATIENT CARE					
Comp. Rate: \$15 PER HOUR		126	337	337	3337400000
HUNTER JOHNNY/HOUSEKEEPING					
Comp. Rate: \$15 PER HOUR		427	638	638	3337400000
HUTCHINS COURTNEY/PATIENT CARE					
Comp. Rate: \$18 PER HOUR		3,073	3,284	3,284	3337400000
HUTCHINS TAMMYE/PATIENT CARE					
Comp. Rate: \$18 PER HOUR	Y	4,538	4,749	4,749	3337400000
JACKSON JACQUELYN/PATIENT CARE					
Comp. Rate: \$37 PER HOUR		3,036	3,247	3,247	3337400000
JACKSON KELBY/PATIENT CARE					
Comp. Rate: \$20 PER HOUR		2,725	2,936	2,936	3337400000
JEFFERSON WALTER/PATIENT CARE					
Comp. Rate: \$20 PER HOUR		287	498	498	3337400000
JENKINS DEAMBERLEE/PATIENT CARE					
Comp. Rate: \$15 PER HOUR		710	921	921	3337400000
JENKINS DEBBIE/PATIENT CARE					

FEES, PROFESSIONAL AND OTHER SERVICES

Mental Health - Mississippi State Hospital (374-00)

Name of Agency

TYPE OF FEE AND NAME OF VENDOR	Retired w/ PERS	(1) Actual Expenses FY Ending June 30, 2024	(2) Estimated Expenses FY Ending June 30, 2025	(3) Requested Expenses FY Ending June 30, 2026	Fund Source
Comp. Rate: \$21 PER HOUR JENKINS JERECHO/PATIENT CARE	Y	4,387	4,598	4,598	3337400000
Comp. Rate: \$22 PER HOUR JOHNSON ELMINA/PATIENT CARE		2,925	3,136	3,136	3337400000
Comp. Rate: \$22 PER HOUR JOHNSON RHONDALYN/PATIENT CARE		777	988	988	3337400000
Comp. Rate: \$15 PER HOUR JOHNSON SHELIA/PATIENT CARE		229	440	440	3337400000
Comp. Rate: \$20 PER HOUR JOHNSON VERTIS/PATIENT CARE	Y	5,210	5,421	5,421	3337400000
Comp. Rate: \$22 PER HOUR JOINER CHRISTINA/PATIENT CARE		2,267	2,478	2,478	3337400000
Comp. Rate: \$20 PER HOUR JONES NIXCOLA/PATIENT CARE		952	1,163	1,163	3337400000
Comp. Rate: \$22 PER HOUR KEENAN KATHERINE/PATIENT CARE		1,669	1,880	1,880	3337400000
Comp. Rate: \$30 PER HOUR KENNEDY JOHN/PHYSICIANS		4,136	4,347	4,347	3337400000
Comp. Rate: \$300 PER HOUR KING SHARRON/PATIENT CARE		1,836	2,047	2,047	3337400000
Comp. Rate: \$42 PER HOUR KINSEY BRANDIMAU/PATIENT CARE		6,400	6,611	6,611	3337400000
Comp. Rate: \$42 PER HOUR KUTNER RICHARD/PHYSICIANS		4,094	4,305	4,305	3337400000
Comp. Rate: \$250 PER HOUR LAND STEPHANIE/PATIENT CARE		12,091	12,302	12,302	3337400000
Comp. Rate: \$24 PER HOUR LAURY KENYA/PATIENT CARE	Y	5,994	6,205	6,205	3337400000
Comp. Rate: \$22 PER HOUR LEE DEMARQUIS/PATIENT CARE		13	224	224	3337400000
Comp. Rate: \$22 PER HOUR LEE ERICA/PATIENT CARE		2,875	3,086	3,086	3337400000
Comp. Rate: \$30 PER HOUR LEE ROSETTA/PATIENT CARE		272	483	483	3337400000
Comp. Rate: \$30 PER HOUR LEFLORE ANETRA/PATIENT CARE		1,494	1,705	1,705	3337400000
Comp. Rate: \$37 PER HOUR LEWIS BEVERLY/PATIENT CARE		113	324	324	3337400000
Comp. Rate: \$17 PER HOUR LEWIS GLORIA/PATIENT CARE		79	290	290	3337400000
Comp. Rate: \$20 PER HOUR LEWIS JACQUELINE/PATIENT CARE		2,383	2,594	2,594	3337400000
Comp. Rate: \$30 PER HOUR LEWIS JAMIE/PATIENT CARE		2,510	2,721	2,721	3337400000
Comp. Rate: \$22 PER HOUR LIAS MARTIN/PATIENT CARE		168	379	379	3337400000

FEES, PROFESSIONAL AND OTHER SERVICES

Mental Health - Mississippi State Hospital (374-00)

Name of Agency

TYPE OF FEE AND NAME OF VENDOR	Retired w/ PERS	(1) Actual Expenses FY Ending June 30, 2024	(2) Estimated Expenses FY Ending June 30, 2025	(3) Requested Expenses FY Ending June 30, 2026	Fund Source
Comp. Rate: \$20 PER HOUR		1,925	2,136	2,136	3337400000
LINDSEY PATRICK/PATIENT CARE					
Comp. Rate: \$20 PER HOUR		2,507	2,718	2,718	3337400000
LINDSEY SHARON/PATIENT CARE					
Comp. Rate: \$25 PER HOUR		2,623	2,834	2,834	3337400000
LINDSEY TIFFANY/PATIENT CARE					
Comp. Rate: \$25 PER HOUR		2,483	2,694	2,694	3337400000
LOFTON BRIANA/PATIENT CARE					
Comp. Rate: \$20 PER HOUR		560	771	771	3337400000
LOFTON TYKEYVA/PATIENT CARE					
Comp. Rate: \$20 PER HOUR		2,252	2,463	2,463	3337400000
LOVING ANGELA/PATIENT CARE					
Comp. Rate: \$25 PER HOUR	Y	5,492	5,703	5,703	3337400000
LUCKEY NORMAN/PATIENT CARE					
Comp. Rate: \$14 PER HOUR	Y	3,746	3,957	3,957	3337400000
LUMPKIN ALEXIS/PATIENT CARE					
Comp. Rate: \$25 PER HOUR		299	510	510	3337400000
LYLE GWENDOLYN/PATIENT CARE					
Comp. Rate: \$37 PER HOUR		7,547	7,758	7,758	3337400000
LYONS CARLTON/PATIENT CARE					
Comp. Rate: \$22 PER HOUR		1,710	1,921	1,921	3337400000
MACK JAMAYA/PATIENT CARE					
Comp. Rate: \$20 PER HOUR		489	700	700	3337400000
MACK MARIO/PATIENT CARE					
Comp. Rate: \$22 PER HOUR		2,166	2,377	2,377	3337400000
MAGEE NINA/PATIENT CARE					
Comp. Rate: \$20 PER HOUR		2,719	2,930	2,930	3337400000
MAGEE PAMELA/PATIENT CARE					
Comp. Rate: \$30 PER HOUR		7,323	7,534	7,534	3337400000
MAJORS ALLYSON/PATIENT CARE					
Comp. Rate: \$22 PER HOUR		1,101	1,312	1,312	3337400000
MALLARI VALERIE/PATIENT CARE					
Comp. Rate: \$37 PER HOUR		180	391	391	3337400000
MALLETT CLOYS/PATIENT CARE					
Comp. Rate: \$30 PER HOUR		3,417	3,628	3,628	3337400000
MARTIN JAMES/PATIENT CARE					
Comp. Rate: \$25 PER HOUR		50	261	261	3337400000
MAXWELL MARY/PATIENT CARE					
Comp. Rate: \$15 PER HOUR		2,222	2,433	2,433	3337400000
MAXWELL SHAMYAH/PATIENT CARE					
Comp. Rate: \$15 PER HOUR		162	373	373	3337400000
MAYWEATHER EBONY/PATIENT CARE					
Comp. Rate: \$20 PER HOUR		2,808	3,019	3,019	3337400000
MCABEE DAMONICA/PATIENT CARE					
Comp. Rate: \$20 PER HOUR		2,342	2,553	2,553	3337400000
MCALLISTER CLARA/PATIENT CARE					

FEES, PROFESSIONAL AND OTHER SERVICES

Mental Health - Mississippi State Hospital (374-00)

Name of Agency

TYPE OF FEE AND NAME OF VENDOR	Retired w/ PERS	(1) Actual Expenses FY Ending June 30, 2024	(2) Estimated Expenses FY Ending June 30, 2025	(3) Requested Expenses FY Ending June 30, 2026	Fund Source
Comp. Rate: \$18 PER HOUR	Y	4,409	4,620	4,620	3337400000
MCALPIN KARRI/PHYSICIANS					
Comp. Rate: \$30 PER HOUR		760	971	971	3337400000
MCCLAIN JAMES/PATIENT CARE					
Comp. Rate: \$22 PER HOUR		2,332	2,543	2,543	3337400000
MCCOY MARJORIE/PATIENT CARE					
Comp. Rate: \$28 PER HOUR		4,443	4,654	4,654	3337400000
MCCREE ASHLEY/PATIENT CARE					
Comp. Rate: \$23 PER HOUR		1,701	1,912	1,912	3337400000
MCDONALD DESMOND/PATIENT CARE					
Comp. Rate: \$18 PER HOUR		1,417	1,628	1,628	3337400000
MCDONALD HYDIA/PATIENT CARE					
Comp. Rate: \$20 PER HOUR		301	512	512	3337400000
MCDOWELL RACHEL/PATIENT CARE					
Comp. Rate: \$15 PER HOUR	Y	3,453	3,664	3,664	3337400000
MCGHEE LETHER/PATIENT CARE					
Comp. Rate: \$20 PER HOUR	Y	332	543	543	3337400000
MCINNIS BRAGGIO/PATIENT CARE					
Comp. Rate: \$22 PER HOUR		2,218	2,429	2,429	3337400000
MCLAURIN SALENA/PATIENT CARE					
Comp. Rate: \$20 PER HOUR		2,622	2,833	2,833	3337400000
MCLENDON HUNTER/PHYSICIANS					
Comp. Rate: \$275 PER HOUR		26,122	26,333	26,333	3337400000
MCMORRIS KRISTY/PATIENT CARE					
Comp. Rate: \$22 PER HOUR		730	941	941	3337400000
MCNEECE TERESA/PATIENT CARE					
Comp. Rate: \$18 PER HOUR		5,443	5,654	5,654	3337400000
MCPHERSON DELVECCHIO/PATIENT CARE					
Comp. Rate: \$20 PER HOUR		2,660	2,871	2,871	3337400000
MILLER JASMINE/PATIENT CARE					
Comp. Rate: \$25 PER HOUR		592	803	803	3337400000
MILLER JENNA/PATIENT CARE					
Comp. Rate: \$18 PER HOUR		861	1,072	1,072	3337400000
MILLER JOSEPH/PATIENT CARE					
Comp. Rate: \$18 PER HOUR		244	455	455	3337400000
MILLS SHARRON/PATIENT CARE					
Comp. Rate: \$15 PER HOUR		3,840	4,051	4,051	3337400000
MITCHELL GLORIA/PATIENT CARE					
Comp. Rate: \$30 PER HOUR		103	314	314	3337400000
MOCK BRANDI/PATIENT CARE					
Comp. Rate: \$37 PER HOUR		1,152	1,363	1,363	3337400000
MOORE CHRISTY/PATIENT CARE					
Comp. Rate: \$20 PER HOUR		3,026	3,237	3,237	3337400000
MOORE JASON/PATIENT CARE					
Comp. Rate: \$20 PER HOUR		1,989	2,200	2,200	3337400000
MOORE TINA/PATIENT CARE					

FEES, PROFESSIONAL AND OTHER SERVICES

Mental Health - Mississippi State Hospital (374-00)

Name of Agency

TYPE OF FEE AND NAME OF VENDOR	Retired w/ PERS	(1) Actual Expenses FY Ending June 30, 2024	(2) Estimated Expenses FY Ending June 30, 2025	(3) Requested Expenses FY Ending June 30, 2026	Fund Source
Comp. Rate: \$20 PER HOUR		891	1,102	1,102	3337400000
MORAN ERIN/PATIENT CARE					
Comp. Rate: \$30 PER HOUR		1,985	2,196	2,196	3337400000
MORGAN RENA/PATIENT CARE					
Comp. Rate: \$22 PER HOUR		216	427	427	3337400000
MORRIS MELBA/BILLING AND CODING					
Comp. Rate: \$50 PER HOUR		1,461	1,672	1,672	3337400000
MUSGROVE MILES/PATIENT CARE					
Comp. Rate: \$18 PER HOUR		220	431	431	3337400000
NESMITH FALLON/PATIENT CARE					
Comp. Rate: \$20 PER HOUR		961	1,172	1,172	3337400000
NEWELL RAYMOND/POLICE					
Comp. Rate: \$14 PER HOUR		1,935	2,146	2,146	3337400000
NEWTON MUHAMMAD/PATIENT CARE					
Comp. Rate: \$22 PER HOUR		2,681	2,892	2,892	3337400000
OBRIN JAMES/PATIENT CARE					
Comp. Rate: \$20 PER HOUR		319	530	530	3337400000
ODOM JAMIE/PATIENT CARE					
Comp. Rate: \$20 PER HOUR		1,829	2,040	2,040	3337400000
OSBORNE JOHNNY/PATIENT CARE					
Comp. Rate: \$22 PER HOUR		1,678	1,889	1,889	3337400000
OSBORNE KEISHA/PATIENT CARE					
Comp. Rate: \$22 PER HOUR		2,007	2,218	2,218	3337400000
PAGE SASHA/PATIENT CARE					
Comp. Rate: \$30 PER HOUR		466	677	677	3337400000
PAGE SHERMAIN/PATIENT CARE					
Comp. Rate: \$18 PER HOUR		2,312	2,523	2,523	3337400000
PARKER TAMEKA/HOUSEKEEPING					
Comp. Rate: \$14 PER HOUR		686	897	897	3337400000
PAYTON JADA/PATIENT CARE					
Comp. Rate: \$30 PER HOUR		3,408	3,619	3,619	3337400000
PEGUES SANEDRA/PATIENT CARE					
Comp. Rate: \$20 PER HOUR		1,765	1,976	1,976	3337400000
PICKELL RENEE/PATIENT CARE					
Comp. Rate: \$30 PER HOUR		3,687	3,898	3,898	3337400000
PORTER KEONTAE/PATIENT CARE					
Comp. Rate: \$20 PER HOUR		2,664	2,875	2,875	3337400000
PORTER LAKISKA/PATIENT CARE					
Comp. Rate: \$20 PER HOUR		1,832	2,043	2,043	3337400000
PORTER TONJA/PATIENT CARE					
Comp. Rate: \$22 PER HOUR		806	1,017	1,017	3337400000
POWELL BILISHIA/PATIENT CARE					
Comp. Rate: \$30 PER HOUR		4,176	4,387	4,387	3337400000
PRICE KWANZA/PATIENT CARE					
Comp. Rate: \$42 PER HOUR		2,609	2,820	2,820	3337400000
RAWLS BREAUANA/PATIENT CARE					

FEES, PROFESSIONAL AND OTHER SERVICES

Mental Health - Mississippi State Hospital (374-00)

Name of Agency

TYPE OF FEE AND NAME OF VENDOR	Retired w/ PERS	(1) Actual Expenses FY Ending June 30, 2024	(2) Estimated Expenses FY Ending June 30, 2025	(3) Requested Expenses FY Ending June 30, 2026	Fund Source
Comp. Rate: \$25 PER HOUR		75	286	286	3337400000
REDMON KARL/PATIENT CARE					
Comp. Rate: \$20 PER HOUR		1,324	1,535	1,535	3337400000
REED ROGER/PATIENT CARE					
Comp. Rate: \$20 PER HOUR		452	663	663	3337400000
REES ERIN/PATIENT CARE					
Comp. Rate: \$16 PER HOUR		619	830	830	3337400000
RHODES DEMI/PATIENT CARE					
Comp. Rate: \$20 PER HOUR		725	936	936	3337400000
RIVERS AARON/PATIENT CARE					
Comp. Rate: \$20 PER HOUR		1,126	1,337	1,337	3337400000
ROBINSON AUDRICK/PATIENT CARE					
Comp. Rate: \$20 PER HOUR		1,081	1,292	1,292	3337400000
ROBINSON BRITTANY/PATIENT CARE					
Comp. Rate: \$22 PER HOUR		189	400	400	3337400000
ROBINSON DIONTE/PATIENT CARE					
Comp. Rate: \$22 PER HOUR		2,903	3,114	3,114	3337400000
ROBINSON JUANITA/PATIENT CARE					
Comp. Rate: \$20 PER HOUR		2,477	2,688	2,688	3337400000
ROBINSON LAMAR/PATIENT CARE					
Comp. Rate: \$20 PER HOUR		272	483	483	3337400000
ROBINSON LEXUS/PATIENT CARE					
Comp. Rate: \$20 PER HOUR		508	719	719	3337400000
ROGERS ANDREANA/PATIENT CARE					
Comp. Rate: \$22 PER HOUR		1,799	2,010	2,010	3337400000
ROGERS ASHANTI/PATIENT CARE					
Comp. Rate: \$15 PER HOUR		941	1,152	1,152	3337400000
ROGERS CHRISTINA/PATIENT CARE					
Comp. Rate: \$20 PER HOUR		1,941	2,152	2,152	3337400000
ROGERS DYAMOND/PATIENT CARE					
Comp. Rate: \$12 PER HOUR		430	641	641	3337400000
ROGERS JEFFERSON/PHYSICIANS					
Comp. Rate: \$275 PER HOUR		5,386	5,597	5,597	3337400000
ROSS ANTONIO/PATIENT CARE					
Comp. Rate: \$20 PER HOUR		1,701	1,912	1,912	3337400000
ROSS TIFFANY/PATIENT CARE					
Comp. Rate: \$30 PER HOUR		961	1,172	1,172	3337400000
SANDERS ROBBI/PATIENT CARE					
Comp. Rate: \$22 PER HOUR		1,532	1,743	1,743	3337400000
SCHOENDORF KENNETH/HOUSEKEEPING					
Comp. Rate: \$14 PER HOUR		1,474	1,685	1,685	3337400000
SHAFFER SUSAN/PATIENT CARE					
Comp. Rate: \$20 PER HOUR		2,929	3,140	3,140	3337400000
SHELBY VALERIE/PATIENT CARE					
Comp. Rate: \$20 PER HOUR		2,750	2,961	2,961	3337400000
SHINALL ERICA/PATIENT CARE					

FEES, PROFESSIONAL AND OTHER SERVICES

Mental Health - Mississippi State Hospital (374-00)

Name of Agency

TYPE OF FEE AND NAME OF VENDOR	Retired w/ PERS	(1) Actual Expenses FY Ending June 30, 2024	(2) Estimated Expenses FY Ending June 30, 2025	(3) Requested Expenses FY Ending June 30, 2026	Fund Source
Comp. Rate: \$20 PER HOUR SKINNER DARRIUS/PATIENT CARE		1,012	1,223	1,223	3337400000
Comp. Rate: \$20 PER HOUR SLATER TYLER/PATIENT CARE		688	899	899	3337400000
Comp. Rate: \$20 PER HOUR SMILEY ALFONZO/PATIENT CARE		1,038	1,249	1,249	3337400000
Comp. Rate: \$20 PER HOUR SMITH ELISHA/PATIENT CARE		2,380	2,591	2,591	3337400000
Comp. Rate: \$22 PER HOUR SMITH GARY/PHYSICIANS		852	1,063	1,063	3337400000
Comp. Rate: \$300 PER HOUR SMITH JAMIA/PATIENT CARE		1,721	1,932	1,932	3337400000
Comp. Rate: \$20 PER HOUR SMITH SUZANNE/PATIENT CARE		2,332	2,543	2,543	3337400000
Comp. Rate: \$32 PER HOUR SMITH WILLIAM/PATIENT CARE	Y	7,224	7,435	7,435	3337400000
Comp. Rate: \$42 PER HOUR SMITH WOODY/PATIENT CARE		634	845	845	3337400000
Comp. Rate: \$22 PER HOUR SNEEZE DARRELL/PATIENT CARE		1,123	1,334	1,334	3337400000
Comp. Rate: \$20 PER HOUR SPANN JAMES/POLICE		1,640	1,851	1,851	3337400000
Comp. Rate: \$14 PER HOUR SPARKMAN TRISTA/PATIENT CARE	Y	3,791	4,002	4,002	3337400000
Comp. Rate: \$42 PER HOUR SPENCER TERRIA/PATIENT CARE		4,979	5,190	5,190	3337400000
Comp. Rate: \$20 PER HOUR SPENCERFLOWERS JAMESHA/PATIENT CARE		619	830	830	3337400000
Comp. Rate: \$20 PER HOUR STEEL BRITNEY/PATIENT CARE		36	247	247	3337400000
Comp. Rate: \$18 PER HOUR STEPHENS NYLIA/PATIENT CARE		494	705	705	3337400000
Comp. Rate: \$20 PER HOUR STEPHENS TANYA/PATIENT CARE		2,810	3,021	3,021	3337400000
Comp. Rate: \$20 PER HOUR STEWART VALENCIA/PATIENT CARE		2,111	2,322	2,322	3337400000
Comp. Rate: \$22 PER HOUR STONE RONALD/PATIENT CARE		1,813	2,024	2,024	3337400000
Comp. Rate: \$30 PER HOUR STOUT MICHAEL/PHYSICIANS		212	423	423	3337400000
Comp. Rate: \$300 PER HOUR STRINGER FELISHA/PATIENT CARE		843	1,054	1,054	3337400000
Comp. Rate: \$20 PER HOUR STUBBS LORI/PATIENT CARE		2,133	2,344	2,344	3337400000
Comp. Rate: \$20 PER HOUR TALUKDAR NAZMUL/PHYSICIANS		738	949	949	3337400000

FEES, PROFESSIONAL AND OTHER SERVICES

Mental Health - Mississippi State Hospital (374-00)

Name of Agency

TYPE OF FEE AND NAME OF VENDOR	Retired w/ PERS	(1) Actual Expenses FY Ending June 30, 2024	(2) Estimated Expenses FY Ending June 30, 2025	(3) Requested Expenses FY Ending June 30, 2026	Fund Source
Comp. Rate: \$250 PER HOUR TAYLOR BRANDI/PATIENT CARE		15,280	15,491	15,491	3337400000
Comp. Rate: \$25 PER HOUR TAYLOR TRIDAI/PATIENT CARE		356	567	567	3337400000
Comp. Rate: \$20 PER HOUR THOMAS BRIAN/PATIENT CARE		1,565	1,776	1,776	3337400000
Comp. Rate: \$20 PER HOUR THOMAS MARGARET/PATIENT CARE		2,976	3,187	3,187	3337400000
Comp. Rate: \$20 PER HOUR THOMAS TRENTON/PATIENT CARE		2,554	2,765	2,765	3337400000
Comp. Rate: \$20 PER HOUR THOMPSON RENALDO/PATIENT CARE		1,631	1,842	1,842	3337400000
Comp. Rate: \$20 PER HOUR THORNHILL SONYA/MEDICAL RECORDS		3,143	3,354	3,354	3337400000
Comp. Rate: \$24 PER HOUR THORNTON CASSANDRA/PATIENT CARE	Y	6,072	6,283	6,283	3337400000
Comp. Rate: \$30 PER HOUR THORNTON JOE/PATIENT CARE		1,152	1,363	1,363	3337400000
Comp. Rate: \$38 PER HOUR THURMAN APRIL/PATIENT CARE	Y	5,282	5,493	5,493	3337400000
Comp. Rate: \$20 PER HOUR TILLMAN CAPRICE/PATIENT CARE		1,013	1,224	1,224	3337400000
Comp. Rate: \$18 PER HOUR TOWERS LATISHA/PATIENT CARE		437	648	648	3337400000
Comp. Rate: \$20 PER HOUR TRAVIS AKENDRA/PATIENT CARE		2,760	2,971	2,971	3337400000
Comp. Rate: \$30 PER HOUR TRIPP OLIVER/PATIENT CARE		4,030	4,241	4,241	3337400000
Comp. Rate: \$20 PER HOUR UPTON STEPHANIE/PATIENT CARE		2,429	2,640	2,640	3337400000
Comp. Rate: \$30 PER HOUR VEASLEY TERESA/PATIENT CARE		1,809	2,020	2,020	3337400000
Comp. Rate: \$42 PER HOUR WADE MATTHEW/PATIENT CARE		4,276	4,487	4,487	3337400000
Comp. Rate: \$18 PER HOUR WADSWORTH MARLEE/PATIENT CARE		3,026	3,237	3,237	3337400000
Comp. Rate: \$75 PER HOUR WALKER ERICA/PATIENT CARE		2,992	3,203	3,203	3337400000
Comp. Rate: \$30 PER HOUR WALKER JOHNNY/PATIENT CARE		885	1,096	1,096	3337400000
Comp. Rate: \$20 PER HOUR WALKER QUANTAE/PATIENT CARE		1,751	1,962	1,962	3337400000
Comp. Rate: \$22 PER HOUR WALKER RUTH/PATIENT CARE		3,231	3,442	3,442	3337400000
Comp. Rate: \$14 PER HOUR WALTON SAMANTHA/PATIENT CARE	Y	2,576	2,787	2,787	3337400000

FEES, PROFESSIONAL AND OTHER SERVICES

Mental Health - Mississippi State Hospital (374-00)

Name of Agency

TYPE OF FEE AND NAME OF VENDOR	Retired w/ PERS	(1) Actual Expenses FY Ending June 30, 2024	(2) Estimated Expenses FY Ending June 30, 2025	(3) Requested Expenses FY Ending June 30, 2026	Fund Source
Comp. Rate: \$22 PER HOUR WARE TIFFANY/PATIENT CARE		981	1,192	1,192	3337400000
Comp. Rate: \$42 PER HOUR WARNER PATRICIA/PATIENT CARE		423	634	634	3337400000
Comp. Rate: \$37 PER HOUR WATSON ANDRE/PATIENT CARE		2,751	2,962	2,962	3337400000
Comp. Rate: \$20 PER HOUR WATSON MICHEAL/PATIENT CARE		1,216	1,427	1,427	3337400000
Comp. Rate: \$14 PER HOUR WATTS GLENDA/PATIENT CARE	Y	3,382	3,593	3,593	3337400000
Comp. Rate: \$20 PER HOUR WAYNE ROBERT/PATIENT CARE		689	900	900	3337400000
Comp. Rate: \$18 PER HOUR WELCH DANIEL/PATIENT CARE		82	293	293	3337400000
Comp. Rate: \$13 PER HOUR WELCH DESTINY/PATIENT CARE		41	252	252	3337400000
Comp. Rate: \$22 PER HOUR WHITAKER ADRIANNAH/PATIENT CARE		1,649	1,860	1,860	3337400000
Comp. Rate: \$30 PER HOUR WHITE CHRISTOPHER/PATIENT CARE		2,627	2,838	2,838	3337400000
Comp. Rate: \$18 PER HOUR WHITE DARYN/PATIENT CARE		2,548	2,759	2,759	3337400000
Comp. Rate: \$20 PER HOUR WILKAITIS JOHN/PHYSICIANS		650	861	861	3337400000
Comp. Rate: \$300 PER HOUR WILLIAM PHYLLIS/PATIENT CARE		1,589	1,800	1,800	3337400000
Comp. Rate: \$20 PER HOUR WILLIAMS AKELIA/PATIENT CARE		2,933	3,144	3,144	3337400000
Comp. Rate: \$42 PER HOUR WILLIAMS ANTORNITA/PATIENT CARE		4,498	4,709	4,709	3337400000
Comp. Rate: \$22 PER HOUR WILLIAMS CLARENCE/PATIENT CARE		3,524	3,735	3,735	3337400000
Comp. Rate: \$20 PER HOUR WILLIAMS EDDIE/PATIENT CARE	Y	4,118	4,329	4,329	3337400000
Comp. Rate: \$18 PER HOUR WILLIAMS FREDRICK/PATIENT CARE	Y	3,786	3,997	3,997	3337400000
Comp. Rate: \$15 PER HOUR WILLIAMS MATTIE/PATIENT CARE	Y	3,069	3,280	3,280	3337400000
Comp. Rate: \$20 PER HOUR WILLIAMS MINNIE/PATIENT CARE		1,050	1,261	1,261	3337400000
Comp. Rate: \$12 PER HOUR WILLIAMS PRINCESS/PATIENT CARE	Y	3,667	3,878	3,878	3337400000
Comp. Rate: \$20 PER HOUR WILLIAMS ROMANDA/PATIENT CARE		36	247	247	3337400000
Comp. Rate: \$22 PER HOUR		75	286	286	3337400000

FEES, PROFESSIONAL AND OTHER SERVICES

Mental Health - Mississippi State Hospital (374-00)

Name of Agency

TYPE OF FEE AND NAME OF VENDOR	Retired w/ PERS	(1) Actual Expenses FY Ending June 30, 2024	(2) Estimated Expenses FY Ending June 30, 2025	(3) Requested Expenses FY Ending June 30, 2026	Fund Source
WILLIAMS SCOTT/PATIENT CARE					
Comp. Rate: \$20 PER HOUR		1,554	1,765	1,765	3337400000
WILLIAMS SYMARQUIS/PATIENT CARE					
Comp. Rate: \$22 PER HOUR		1,204	1,415	1,415	3337400000
WILLIAMSON MARCUS/PATIENT CARE					
Comp. Rate: \$22 PER HOUR		1,379	1,590	1,590	3337400000
WILLIS ARIEL/PATIENT CARE					
Comp. Rate: \$18 PER HOUR		2,106	2,317	2,317	3337400000
WILLIS CHRISTOPHER/PATIENT CARE					
Comp. Rate: \$20 PER HOUR		306	517	517	3337400000
WILSON DASMINE/PATIENT CARE					
Comp. Rate: \$15 PER HOUR		254	465	465	3337400000
WILSON TORONDA/PATIENT CARE					
Comp. Rate: \$37 PER HOUR		230	441	441	3337400000
WILSON VICTORIA/PATIENT CARE					
Comp. Rate: \$20 PER HOUR		72	283	283	3337400000
WOO MACK/PHYSICIANS					
Comp. Rate: \$300 PER HOUR		1,102	1,313	1,313	3337400000
WOODS CASSANDRA/PATIENT CARE					
Comp. Rate: \$37 PER HOUR	Y	7,130	7,341	7,341	3337400000
WOODS DANELLE/PATIENT CARE					
Comp. Rate: \$30 PER HOUR		1,164	1,375	1,375	3337400000
WRIGHT JAMARION/PATIENT CARE					
Comp. Rate: \$20 PER HOUR		1,647	1,858	1,858	3337400000
Total 61625000 CONTRACT WORKER PAYROLL MATCHING AMOUNTS - EFT		733,380	806,718	806,718	

61626000 CONTRACT WORKER PR REFUNDS OF DEDUCTIONS - SPAHRS

BELAGA-PRICE MARSHALL/PHYSICIANS					
Comp. Rate: \$200 PER HOUR		864	914	914	3337400000
BURCH DENISHA/PATIENT CARE					
Comp. Rate: \$15 PER HOUR		920	970	970	3337400000
CARSON FREDETRIA/PATIENT CARE					
Comp. Rate: \$42 PER HOUR		414	464	464	3337400000
CHRISTIAN ROLAND/PATIENT CARE					
Comp. Rate: \$22 PER HOUR		653	702	702	3337400000
DONELSON DEMARIUS/PATIENT CARE					
Comp. Rate: \$20 PER HOUR		222	271	271	3337400000
DRUMMOND SELINA/PATIENT CARE					
Comp. Rate: \$22 PER HOUR		214	263	263	3337400000
FLOYD DESTYN/PATIENT CARE					
Comp. Rate: \$20 PER HOUR		442	491	491	3337400000
GAMMAGE WILLIE/PATIENT CARE					
Comp. Rate: \$22 PER HOUR		222	271	271	3337400000
HORN DESTINYE/PATIENT CARE					

FEES, PROFESSIONAL AND OTHER SERVICES

Mental Health - Mississippi State Hospital (374-00)

Name of Agency

TYPE OF FEE AND NAME OF VENDOR	Retired w/ PERS	(1) Actual Expenses FY Ending June 30, 2024	(2) Estimated Expenses FY Ending June 30, 2025	(3) Requested Expenses FY Ending June 30, 2026	Fund Source
Comp. Rate: \$20 PER HOUR KING SHARRON/PATIENT CARE		650	699	699	3337400000
Comp. Rate: \$42 PER HOUR LEWIS JACQUELINE/PATIENT CARE		412	461	461	3337400000
Comp. Rate: \$30 PER HOUR LINDSEY PATRICK/PATIENT CARE		1,138	1,187	1,187	3337400000
Comp. Rate: \$20 PER HOUR LYONS CARLTON/PATIENT CARE		813	862	862	3337400000
Comp. Rate: \$22 PER HOUR MALLET CLOYS/PATIENT CARE		411	460	460	3337400000
Comp. Rate: \$30 PER HOUR MCABEE DAMONICA/PATIENT CARE		732	781	781	3337400000
Comp. Rate: \$20 PER HOUR MCCLAIN JAMES/PATIENT CARE		463	512	512	3337400000
Comp. Rate: \$22 PER HOUR PAYTON JADA/PATIENT CARE		873	922	922	3337400000
Comp. Rate: \$30 PER HOUR PICKELL RENEE/PATIENT CARE		319	368	368	3337400000
Comp. Rate: \$30 PER HOUR POWELL BILISHIA/PATIENT CARE		411	460	460	3337400000
Comp. Rate: \$30 PER HOUR REDMON KARL/PATIENT CARE		503	552	552	3337400000
Comp. Rate: \$20 PER HOUR SHAFFER SUSAN/PATIENT CARE		610	659	659	3337400000
Comp. Rate: \$20 PER HOUR SHINALL ERICA/PATIENT CARE		638	687	687	3337400000
Comp. Rate: \$20 PER HOUR SKINNER DARRIUS/PATIENT CARE		711	760	760	3337400000
Comp. Rate: \$20 PER HOUR SLATER TYLER/PATIENT CARE		1,065	1,114	1,114	3337400000
Comp. Rate: \$20 PER HOUR SMITH JAMIA/PATIENT CARE		92	141	141	3337400000
Comp. Rate: \$20 PER HOUR SNEEZE DARRELL/PATIENT CARE		106	155	155	3337400000
Comp. Rate: \$20 PER HOUR STEWART VALENCIA/PATIENT CARE		263	312	312	3337400000
Comp. Rate: \$22 PER HOUR THOMAS TRENTON/PATIENT CARE		106	155	155	3337400000
Comp. Rate: \$20 PER HOUR THOMPSON RENALDO/PATIENT CARE		163	212	212	3337400000
Comp. Rate: \$20 PER HOUR TOWERS LATISHA/PATIENT CARE		414	463	463	3337400000
Comp. Rate: \$20 PER HOUR WADE MATTHEW/PATIENT CARE		418	467	467	3337400000
Comp. Rate: \$18 PER HOUR WHITAKER ADRIANNAH/PATIENT CARE		268	317	317	3337400000

FEES, PROFESSIONAL AND OTHER SERVICES

Mental Health - Mississippi State Hospital (374-00)

Name of Agency

TYPE OF FEE AND NAME OF VENDOR	Retired w/ PERS	(1) Actual Expenses FY Ending June 30, 2024	(2) Estimated Expenses FY Ending June 30, 2025	(3) Requested Expenses FY Ending June 30, 2026	Fund Source
Comp. Rate: \$30 PER HOUR		412	461	461	3337400000
WILLIAMS AKELIA/PATIENT CARE					
Comp. Rate: \$42 PER HOUR		1,055	1,104	1,104	3337400000
WILLIAMS MATTIE/PATIENT CARE					
Comp. Rate: \$20 PER HOUR		127	176	176	3337400000
WRIGHT JAMARION/PATIENT CARE					
Comp. Rate: \$20 PER HOUR		53	102	102	3337400000
Total 61626000 CONTRACT WORKER PR REFUNDS OF DEDUCTIONS - SPAHRS		17,177	18,895	18,895	
61652000 CONSTRUCTION CONTRACTOR SERVICES					
BLOSSMAN GAS, INC/COMPLIANCE FEE					
Comp. Rate: \$15 PER YEAR		15	15	15	3337400000
ENHANCED ENVIRONMENTAL & EMERGENCY					
Comp. Rate: \$3787 PER YEAR		3,787	4,167	4,167	3337400000
Total 61652000 CONSTRUCTION CONTRACTOR SERVICES		3,802	4,182	4,182	
61660000 ACCOUNTING AND FINANCIAL SERVICES					
FORVIS, LLP/AUDIT PREPARATION					
Comp. Rate: \$58000 PER YEAR		58,000	64,292	64,292	3337400000
HORNE, LLP/COST REPORT PREPARATION					
Comp. Rate: \$12000 PER YEAR		67,850	74,143	74,143	3337400000
Total 61660000 ACCOUNTING AND FINANCIAL SERVICES		125,850	138,435	138,435	
61665000 INVESTMENT MANAGERS AND ACTUARY SERVICES					
ARTHUR J GALLAGHER & CO/BONDS					
Comp. Rate: \$200 PER YEAR		200	200	200	3337400000
LIBERTY MUTUAL INSURANCE CO/BONDS					
Comp. Rate: \$5865 PER YEAR		5,865	5,865	5,865	3337400000
SOUTHERN INSURANCE GROUP/BONDS					
Comp. Rate: \$2808 PER YEAR		2,808	2,808	2,808	3337400000
Total 61665000 INVESTMENT MANAGERS AND ACTUARY SERVICES		8,873	8,873	8,873	
61680000 MEDICAL SERVICES					
AMERICAN PROFICIENCY INSTITUTE DEPT					
Comp. Rate: \$6476 PER YEAR		6,476	11,123	11,123	3337400000
ANESTHESIA CONSULTANTS PA/PATIENT MEDICAL CARE					
Comp. Rate: \$13 PER YEAR		13	4,660	4,660	3337400000
ASHLEY BRIANNE BATASTINI, PH.D./FORENSIC					
Comp. Rate: \$3650 PER YEAR		3,650	8,297	8,297	3337400000
BAPTIST MEMORIAL HOSPITAL BAPTIST MEDICAL					
Comp. Rate: \$2170 PER MONTH		26,041	30,688	30,688	3337400000
BOND PHARMACY INC DBA ADVANCE INFUSION/PATIENT					
Comp. Rate: \$5223 PER YEAR		5,223	9,870	9,870	3337400000
BRANDON HMA INC MERIT HEALTH RANKIN/PATIENT					

FEES, PROFESSIONAL AND OTHER SERVICES

Mental Health - Mississippi State Hospital (374-00)

Name of Agency

TYPE OF FEE AND NAME OF VENDOR	Retired w/ PERS	(1) Actual Expenses FY Ending June 30, 2024	(2) Estimated Expenses FY Ending June 30, 2025	(3) Requested Expenses FY Ending June 30, 2026	Fund Source
Comp. Rate: \$4313 PER MONTH CENTRAL NEPHROLOGY CLINIC PLLC/PATIENT MEDICAL		51,754	56,401	56,401	3337400000
Comp. Rate: \$425 PER YEAR CENTRAL SURGICAL ASSOCIATES PLLC/PATIENT		425	5,072	5,072	3337400000
Comp. Rate: \$443 PER YEAR CROSSGATES HMA MEDICAL GRP LLC/PATIENT MEDICAL		443	5,090	5,090	3337400000
Comp. Rate: \$2588 PER YEAR CROSSGATES MEDICAL GROUP LLC		2,588	7,235	7,235	3337400000
Comp. Rate: \$515 PER YEAR DAVID WAYNE GAVEL STEADFAST CONSULTING,		515	5,162	5,162	3337400000
Comp. Rate: \$7146 PER MONTH DIMITRIADES MANAGEMENT/PHYSICIAN		85,751	90,398	90,398	3337400000
Comp. Rate: \$2300 PER MONTH DR BRYAN VYVERBERG, MD, PLLC/PHYSICIAN		27,600	32,247	32,247	3337400000
Comp. Rate: \$1250 PER YEAR EVA GUTIERREZ/DIETICIAN SERVICES		1,250	5,897	5,897	3337400000
Comp. Rate: \$1800 PER YEAR HARRY DOWDY PA DR HARRY DOWDY/PHYSICIAN		1,800	6,447	6,447	3337400000
Comp. Rate: \$2902 PER MONTH HUB CARE PATHOLOGY PA/PATIENT MEDICAL CARE		34,829	39,476	39,476	3337400000
Comp. Rate: \$1117 PER YEAR INFINITI HEALTHCARE SERVICES/AGENCY NURSING		1,117	5,764	5,764	3337400000
Comp. Rate: \$307621 PER MONTH INSTITUTE OF NURSING EXCELLENCE/PATIENT MEDICAL		3,691,446	3,896,093	5,014,634	3337400000
Comp. Rate: \$3225 PER YEAR JACKSON RADIOLOGY ASSOC PA/PATIENT MEDICAL		3,225	7,872	7,872	3337400000
Comp. Rate: \$911 PER YEAR JOHN MONTGOMERY D.O. J. MONTGOMERY CONSULTING		911	5,558	5,558	3337400000
Comp. Rate: \$1968 PER YEAR KONICA MINOLTA HEALTHCARE AMERICAS, INC DEPT		23,616	28,263	28,263	3337400000
Comp. Rate: \$806 PER YEAR LAKELAND RADIOLOGISTS PA/PATIENT MEDICAL CARE		9,675	14,322	14,322	3337400000
Comp. Rate: \$4155 PER YEAR LANDAUER INC/RADIATION DOSIMETRY SERVICE		4,155	8,802	8,802	3337400000
Comp. Rate: \$2275 PER YEAR LONG BEACH PRECISION VISION, LLC PRECISION		2,275	6,922	6,922	3337400000
Comp. Rate: \$845 PER YEAR LOTT WILLIAM CRISS PHD/FORENSIC PSYCHOLOGIST		845	5,492	5,492	3337400000
Comp. Rate: \$4292 PER MONTH MAGEE FAMILY FOOT CARE/PATIENT MEDICAL CARE		51,500	56,147	56,147	3337400000
Comp. Rate: \$200 PER YEAR MEDICAL DISPOSAL SYSTEMS, INC/MEDICAL WASTE		200	4,847	4,847	3337400000
Comp. Rate: \$350 PER YEAR MEDICAL EDGE RECRUITMENT LLC/NURSING/CNA		350	4,997	4,997	3337400000
Comp. Rate: \$13076 PER MONTH MEDICAL FOUNDATION OF CENT MS/PATIENT MEDICAL		156,911	161,558	720,828	3337400000

FEES, PROFESSIONAL AND OTHER SERVICES

Mental Health - Mississippi State Hospital (374-00)

Name of Agency

TYPE OF FEE AND NAME OF VENDOR	Retired w/ PERS	(1) Actual Expenses FY Ending June 30, 2024	(2) Estimated Expenses FY Ending June 30, 2025	(3) Requested Expenses FY Ending June 30, 2026	Fund Source
Comp. Rate: \$4583 PER YEAR		4,583	9,230	9,230	3337400000
MEMORIAL HOSPITAL AT GULFPORT/PATIENT MEDICAL					
Comp. Rate: \$2631 PER YEAR		2,631	7,278	7,278	3337400000
MEMPHIS PATHOLOGY LABORATORY AMERICAN					
Comp. Rate: \$7297 PER MONTH		87,562	92,209	92,209	3337400000
MID SOUTH REHAB OUTPAT CLINIC LLC/AGENCY PT OT					
Comp. Rate: \$4101 PER MONTH		49,207	53,854	53,854	3337400000
MISS BAPTIST MEDICAL CENTER DBA BAPTIST					
Comp. Rate: \$945 PER MONTH		11,337	15,984	15,984	3337400000
MISSISSIPPI BAPTIST HEALTH SYS ACCOUNTING					
Comp. Rate: \$999 PER MONTH		11,983	16,630	16,630	3337400000
MISSISSIPPI UROLOGY CLINIC/PATIENT MEDICAL CARE					
Comp. Rate: \$1697 PER YEAR		1,697	6,344	6,344	3337400000
PAFFORD EMERGENCY MEDICAL SERVICES INC/PATIENT					
Comp. Rate: \$581 PER YEAR		581	5,228	5,228	3337400000
PERIOPERATIVE SERVICES OF MS LLC/PATIENT MEDICAL					
Comp. Rate: \$4840 PER YEAR		4,840	9,487	9,487	3337400000
PRECISION ULTRASOUND IMAGING INC/ULTRASOUND					
Comp. Rate: \$3216 PER MONTH		36,588	41,235	41,235	3337400000
PREMIER PROFESSIONAL COUNSELING SRV/PATIENT					
Comp. Rate: \$1800 PER YEAR		1,800	6,447	6,447	3337400000
PSYCHOLOGICAL SERVICES/FORENSIC PSYCHOLOGIST					
Comp. Rate: \$16932 PER MONTH		203,188	207,835	207,835	3337400000
RADIOLOGICAL GROUP PA/PATIENT MEDICAL CARE					
Comp. Rate: \$704 PER YEAR		704	5,351	5,351	3337400000
RAJESH PATEL MD PLLC CENTRAL PULMONARY					
Comp. Rate: \$155 PER YEAR		155	4,802	4,802	3337400000
RALPH WAYNE SMITH MD/UTILIZATION REVIEW					
Comp. Rate: \$10981 PER MONTH		131,775	136,866	136,866	3337400000
RIVER OAKS HMA PHYSICIANS MANAGEMENT					
Comp. Rate: \$231 PER YEAR		231	4,878	4,878	3337400000
RIVER OAKS HOSPITAL LLC MERIT HEALTH RIVER					
Comp. Rate: \$955 PER MONTH		11,457	16,104	16,104	3337400000
ROH LLC MERIT HEALTH WOMAN'S HOSPITAL/PATIENT					
Comp. Rate: \$1783 PER YEAR		1,783	6,430	6,430	3337400000
STATE OF MS-UMMC UNIV PHYSICIANS/PATIENT					
Comp. Rate: \$2275 PER MONTH		27,304	31,951	31,951	3337400000
STEPHANIE FAYARD/DIETICIAN SERVICES					
Comp. Rate: \$696 PER MONTH		8,350	12,997	12,997	3337400000
STEVEN SCHEPENS MEDICAL LLC/MEDICAL					
Comp. Rate: \$2300 PER MONTH		27,600	32,247	32,247	3337400000
TAYLOR C. LEE/OCCUPATIONAL THERAPIST					
Comp. Rate: \$898 PER MONTH		10,774	15,421	15,421	3337400000
TAYLOR EYECARE INC/PATIENT MEDICAL CARE					
Comp. Rate: \$5415 PER YEAR		5,415	10,062	10,062	3337400000
TD MEDICAL SOLUTIONS LLC TD MEDICAL					

FEES, PROFESSIONAL AND OTHER SERVICES

Mental Health - Mississippi State Hospital (374-00)

Name of Agency

TYPE OF FEE AND NAME OF VENDOR	Retired w/ PERS	(1) Actual Expenses FY Ending June 30, 2024	(2) Estimated Expenses FY Ending June 30, 2025	(3) Requested Expenses FY Ending June 30, 2026	Fund Source
Comp. Rate: \$59867 PER MONTH TECH MED SUPPLY INC/PATIENT MEDICAL CARE		718,404	806,480	1,365,750	3337400000
Comp. Rate: \$335 PER YEAR THE UNIVERSITY OF MISSISSIPPI/PATIENT MEDICAL		335	4,982	4,982	3337400000
Comp. Rate: \$5081 PER MONTH UMC-UNIVERSITY PHYSICIANS/PATIENT MEDICAL CARE		5,081	9,728	9,728	3337400000
Comp. Rate: \$1905 PER YEAR UMMC UNIVERSITY DENTISTS/PATIENT MEDICAL CARE		1,905	6,552	6,552	3337400000
Comp. Rate: \$835 PER YEAR UNIV OF MS MEDICAL CENTER UNIVERSITY		835	5,482	5,482	3337400000
Comp. Rate: \$9810 PER YEAR UNIVERSITY DENTISTS PLLC/PATIENT MEDICAL CARE		9,810	14,457	14,457	3337400000
Comp. Rate: \$1808 PER YEAR WAVELAND DENTAL CENTER PLLC/PATIENT MEDICAL		1,808	6,455	6,455	3337400000
Comp. Rate: \$1708 PER YEAR		1,708	6,355	6,355	3337400000
Total 61680000 MEDICAL SERVICES		5,576,015	6,134,061	8,371,142	

61690000 FEES AND SERVICES - PROFESSIONAL FEES CHARGED

ACCREDITATION COUNCIL FOR GRADUATE MEDICAL Comp. Rate: \$6201 PER YEAR		6,201	9,090	9,090	3337400000
AIR GAS INC AIRGAS USA LLC/SURCHARGE Comp. Rate: \$2563 PER YEAR		2,563	5,452	5,452	3337400000
CANON FINANCIAL SERVICES INC/LATE FEES Comp. Rate: \$91 PER YEAR		91	150	150	3337400000
CARRIE JOYCE PAYNE-MORRIS/SPEECH THERAPIST Comp. Rate: \$3583 PER MONTH		42,994	45,883	45,883	3337400000
CESCO LINGUISTIC SERVICES INC/INTERPRETER Comp. Rate: \$2100 PER YEAR		2,100	4,989	4,989	3337400000
CHASSITY LYNNE TORRENCE CHASITY LYNNE Comp. Rate: \$4300 PER YEAR		4,300	7,189	7,189	3337400000
CHEM AQUA INC/WATER TREATMENT PROGRAM Comp. Rate: \$3168 PER MONTH		38,015	40,904	40,904	3337400000
CLIA LABRATORY PROGRAM/LABORATORY CERTIFICATE Comp. Rate: \$360 PER YEAR		360	3,249	3,249	3337400000
CME/EMPLOYEE DRUG SCREENS Comp. Rate: \$7676 PER YEAR		7,676	10,565	10,565	3337400000
COMCAST/CABLE SERVICES Comp. Rate: \$2947 PER MONTH		35,364	38,253	38,253	3337400000
CONTROL SYSTEMS INC/WATER WELL REPAIR Comp. Rate: \$1172 PER MONTH		14,061	16,950	16,950	3337400000
DIANNA GALE YOUNG/POLYGRAPHS Comp. Rate: \$2100 PER YEAR		2,100	4,989	4,989	3337400000
DIRECTV INC/CABLE SERVICES Comp. Rate: \$1898 PER YEAR		1,898	4,787	4,787	3337400000
DORON DEVELOPMENT CORP INC/CONSTRUCTION					

FEES, PROFESSIONAL AND OTHER SERVICES

Mental Health - Mississippi State Hospital (374-00)

Name of Agency

TYPE OF FEE AND NAME OF VENDOR	Retired w/ PERS	(1) Actual Expenses FY Ending June 30, 2024	(2) Estimated Expenses FY Ending June 30, 2025	(3) Requested Expenses FY Ending June 30, 2026	Fund Source
Comp. Rate: \$9360 PER YEAR		9,360	12,249	12,249	3337400000
ELIOR, INC CURA HOSPITALITY, LLC/FOOD FOR					
Comp. Rate: \$3063 PER YEAR		3,063	5,952	5,952	3337400000
ELIOR, INC CURA HOSPITALITY, LLC/PATIENT MEALS					
Comp. Rate: \$315005 PER MONTH		3,780,062	3,923,970	3,923,970	3337400000
ELLEANER C HARRIS LCSW LLC/EMPLOYEE ASSISTANCE					
Comp. Rate: \$375 PER YEAR		375	3,264	3,264	3337400000
ENMON ENTERPRISES LLC JANI-KING GULF					
Comp. Rate: \$2800 PER YEAR		2,800	5,689	5,689	3337400000
FEDEX/SHIPPING SERVICES					
Comp. Rate: \$7 PER YEAR		7	20	20	3337400000
G AND L SERVICING, LLC./CLEANING COOLING TOWERS					
Comp. Rate: \$4358 PER YEAR		4,358	7,247	7,247	3337400000
GRINER DRILLING SERVICE INC P O DRAWER 825/REPAIR					
Comp. Rate: \$4441 PER YEAR		4,441	7,330	7,330	3337400000
HALL'S WRECKER SERVICE INC/TOW SERVICES					
Comp. Rate: \$545 PER YEAR		545	3,434	3,434	3337400000
HARRISON CTY UTILITY AUTHORITY/WATER					
Comp. Rate: \$120 PER YEAR		120	200	200	3337400000
HOME CARE PULSE LLC/PERSONNEL RETAIN/RECRUITING					
Comp. Rate: \$874 PER YEAR		874	3,763	3,763	3337400000
HUB INTERNATIONAL/EMPLOYEE BENEFIT					
Comp. Rate: \$1300 PER MONTH		15,600	18,489	18,489	3337400000
IRON MOUNTAIN INC IRON MTN INFORMATION MGMT					
Comp. Rate: \$520 PER YEAR		520	3,409	3,409	3337400000
JACKSON COMMUNICATIONS INC/INSTALL, PROGRAM,					
Comp. Rate: \$3600 PER YEAR		3,600	6,489	6,489	3337400000
JACKSON LIFESIGNS INC/INTERPRETER SERVICES					
Comp. Rate: \$1065 PER MONTH		12,775	15,664	15,664	3337400000
JACKSON SAFE & LOCK CO/LOCKSMITH SERVICES					
Comp. Rate: \$165 PER YEAR		165	500	500	3337400000
JOANNE S WATSON EAP SPECIALIST/PROFESSIONAL					
Comp. Rate: \$600 PER YEAR		600	3,489	3,489	3337400000
JOHNSON CONTROLS/PERFORMANCE MEASUREMENT					
Comp. Rate: \$5385 PER MONTH		64,618	67,507	67,507	3337400000
JOINT COMMISSION RESOURCES/SURVEY READINESS					
Comp. Rate: \$5286 PER YEAR		5,286	8,175	8,175	3337400000
JOURNAL ENTRIES/JOURNAL ENTRIES					
Comp. Rate: \$1690483 PER YEAR		(1,690,483)	(1,690,483)	(1,690,483)	3337400000
JOURNAL ENTRIES/JOURNAL ENTRIES					
Comp. Rate: \$1690483 PER YEAR		1,690,483	1,690,483	1,690,483	6239900000
KAILEIGH B SKINNER/HAIR CARE SERVICES FOR					
Comp. Rate: \$2730 PER YEAR		2,730	5,619	5,619	3337400000
KATIE L TARRANT/ART THERAPY INSTRUCTOR					
Comp. Rate: \$3000 PER YEAR		3,000	5,889	5,889	3337400000
LANGUAGE LINE SERVICES/LANGUAGE SERVICES					

FEES, PROFESSIONAL AND OTHER SERVICES

Mental Health - Mississippi State Hospital (374-00)

Name of Agency

TYPE OF FEE AND NAME OF VENDOR	Retired w/ PERS	(1) Actual Expenses FY Ending June 30, 2024	(2) Estimated Expenses FY Ending June 30, 2025	(3) Requested Expenses FY Ending June 30, 2026	Fund Source
Comp. Rate: \$92 PER YEAR		92	500	500	3337400000
MAGCOR INDUSTRIES MDOC WORKS/WORK RELEASE					
Comp. Rate: \$3307 PER MONTH		39,686	43,019	43,019	3337400000
MED SCREENS/EMPLOYEE DRUG SCREENS					
Comp. Rate: \$1393 PER YEAR		16,710	19,599	19,599	3337400000
MEDICAL DISPOSAL SYSTEMS INC/MEDICAL WASTE					
Comp. Rate: \$955 PER YEAR		955	3,844	3,844	3337400000
MERCEDES TRANSCRIPTION INC/MEDICAL					
Comp. Rate: \$3227 PER MONTH		38,727	41,616	41,616	3337400000
MH - IDD EXECUTIVE COUNCIL/MH - IDD CONFERENCE					
Comp. Rate: \$4070 PER YEAR		4,070	6,959	6,959	3337400000
MHA SOLUTIONS INC/SERVICE SUBSCRIPTION RENEWAL					
Comp. Rate: \$300 PER YEAR		300	1,000	1,000	3337400000
MID SOUTH METER & REGULATOR LLC/FIELD TESTING					
Comp. Rate: \$850 PER YEAR		850	3,739	3,739	3337400000
MID SOUTH UNIFORM & SUPPLY INC/UNIFORMS					
Comp. Rate: \$340 PER YEAR		340	1,000	1,000	3337400000
MISSISSIPPI 811 INC/LOCATE PHONE/WATER/GAS LINES					
Comp. Rate: \$651 PER YEAR		651	1,000	1,000	3337400000
MORRIS & DICKSON CO LLC/PATIENT CARE					
Comp. Rate: \$185 PER YEAR		185	3,074	3,074	3337400000
MS RURAL WATER ASSOCIATION INC/CONSUMER					
Comp. Rate: \$150 PER YEAR		150	250	250	3337400000
MS STATE MEDICAL ASSOC/APPLICATION, CERTIFICATE					
Comp. Rate: \$1090 PER YEAR		2,040	4,929	4,929	3337400000
NCH CORPORATION CERTIFIED					
Comp. Rate: \$10 PER YEAR		10	25	25	3337400000
P D OPERATOR CONSULTANT/ANNUAL LEAK SURVEY					
Comp. Rate: \$1000 PER MONTH		12,000	14,889	14,889	3337400000
PHILLIPS CLIFTON MID-SOUTH UTILITY SERVICES					
Comp. Rate: \$6440 PER YEAR		6,440	9,329	9,329	3337400000
PHOENIX TEXTILE CORPORATION/INSTALLATION OF					
Comp. Rate: \$310 PER YEAR		310	500	500	3337400000
PILEUM CORP DEPT 05-081/SUPPORT HOURS					
Comp. Rate: \$1995 PER YEAR		1,995	4,884	4,884	3337400000
PINNACLE QUALITY INSIGHT LLC/CONSULTING					
Comp. Rate: \$675 PER YEAR		675	3,564	3,564	3337400000
POWERSCHOOL HOLDINGS LLC POWERSCHOOL GROUP					
Comp. Rate: \$2226 PER YEAR		2,226	5,115	5,115	3337400000
PREMIER PROFESSIONAL COUNSELING SERVICES					
Comp. Rate: \$180 PER YEAR		180	1,000	1,000	3337400000
PSYCHIATRY NETWORK LLC/FACEBOOK GROUP					
Comp. Rate: \$1250 PER YEAR		1,250	4,139	4,139	3337400000
QUADAX, INC./MONTHly Claims Service Fee					
Comp. Rate: \$984 PER MONTH		11,805	14,694	14,694	3337400000
REDD PEST CTRL CO OF GULFPORT/PEST CONTROL					

FEES, PROFESSIONAL AND OTHER SERVICES

Mental Health - Mississippi State Hospital (374-00)

Name of Agency

TYPE OF FEE AND NAME OF VENDOR	Retired w/ PERS	(1) Actual Expenses FY Ending June 30, 2024	(2) Estimated Expenses FY Ending June 30, 2025	(3) Requested Expenses FY Ending June 30, 2026	Fund Source
Comp. Rate: \$3600 PER YEAR REMEDI8 LLC/ANNUAL FIRE DOOR JNH		3,600	6,489	6,489	3337400000
Comp. Rate: \$5896 PER YEAR REPUBLIC SERVICES INC BFI WASTE SERVICES		5,896	8,785	8,785	3337400000
Comp. Rate: \$933 PER YEAR ROBERT J YOUNG COMPANY LLC/DOCUMENT SCANNING		933	3,822	3,822	3337400000
Comp. Rate: \$4639 PER YEAR SHANK COMMUNICATION COMPANY/INSTALL RADIO		55,662	58,551	58,551	3337400000
Comp. Rate: \$1048 PER YEAR SHUG-ART STUDIO/HAIR CARE SERVICES FOR RESIDENTS		1,048	3,937	3,937	3337400000
Comp. Rate: \$8065 PER YEAR SMITH BRIAN UNITED BIOMEDICAL/BIOMEDICAL		8,065	10,954	10,954	3337400000
Comp. Rate: \$1000 PER YEAR SOUTH MISSISSIPPI BUSINESS MACHINES OF GULFPORT		1,000	3,889	3,889	3337400000
Comp. Rate: \$2836 PER YEAR SOUTHERN CHLORINATOR/FUEL SURCHARGE		2,836	5,725	5,725	3337400000
Comp. Rate: \$60 PER YEAR SOUTHERN FIRE SPRINKLER INC/INSPECTION OF FIRE		60	150	150	3337400000
Comp. Rate: \$6690 PER YEAR STEPHANIE FAYARD/DIETICIAN SERVICES		6,690	9,579	9,579	3337400000
Comp. Rate: \$8500 PER YEAR STUTTS PEST CONTROL LLC/PEST CONTROL SERVICES		8,500	11,389	11,389	3337400000
Comp. Rate: \$1400 PER YEAR TAPPER SECURITY INC/SECURITY		1,400	4,289	4,289	3337400000
Comp. Rate: \$330 PER YEAR TC'S UNIFORMS INC/SET UP FEE & EMBROIDERY		330	3,219	3,219	3337400000
Comp. Rate: \$312 PER YEAR THE CENTER OF CARE/PROFESSIONAL COUNSELING		312	500	500	3337400000
Comp. Rate: \$1575 PER YEAR THE JOINT COMMISSION/PATIENT CARE		1,575	4,464	4,464	3337400000
Comp. Rate: \$1236 PER MONTH UMB BANK NA CARD SERVICES/CERTIFICATIONS		14,833	17,722	17,722	3337400000
Comp. Rate: \$5097 PER YEAR UNIV OF MS MEDICAL CENTER - TUPELO/PATIENT		5,097	7,986	7,986	3337400000
Comp. Rate: \$187 PER YEAR UNIV OF MS WELLNESS CENTER/EKG CONSULTATIONS		187	3,076	3,076	3337400000
Comp. Rate: \$5910 PER YEAR UTILITY ANALYSTS INC/UTILITY RATE COST		5,910	8,799	8,799	3337400000
Comp. Rate: \$750 PER MONTH VITAL RECORDS CONTROL/SCANNING STORAGE AND		9,000	11,889	11,889	3337400000
Comp. Rate: \$9484 PER YEAR WASTE PRO OF MS INC/FRONT LOAD SERVICES		9,484	12,373	12,373	3337400000
Comp. Rate: \$894 PER YEAR WHEELER'S JANITORIAL SUPPLIES & EQUIPMENT		894	3,783	3,783	3337400000
Comp. Rate: \$36498 PER MONTH WORLD WIDE DICTATION SERVICES OF NEW YORK		437,976	581,884	581,884	3337400000

FEES, PROFESSIONAL AND OTHER SERVICES

Mental Health - Mississippi State Hospital (374-00)

Name of Agency

TYPE OF FEE AND NAME OF VENDOR	Retired w/ PERS	(1) Actual Expenses FY Ending June 30, 2024	(2) Estimated Expenses FY Ending June 30, 2025	(3) Requested Expenses FY Ending June 30, 2026	Fund Source
Comp. Rate: \$526 PER YEAR		526	3,415	3,415	3337400000
Total 61690000 FEES AND SERVICES - PROFESSIONAL FEES CHARGED		4,796,083	5,276,135	5,276,135	
GRAND TOTAL		19,947,496	21,942,246	24,179,327	

VEHICLE PURCHASE DETAILS

Mental Health - Mississippi State Hospital (374-00)

Name of Agency					
Year	Model	Person(s) Assigned To	Vehicle Purpose/Use	Replacement Or New?	FY2026 Req. Cost
Passenger Vehicles					
63300100 LIGHT/MEDIUM DUTY TRUCKS					
2025	FORD F-150	POLICE	POLICE	Replacement	50,000
63300100 VANS					
2025	FORD CUTAWAY VAN	TRANSPORTATION	TRANSPORTATION	Replacement	80,432
2025	FORD CUTAWAY VAN	TRANSPORTATION	TRANSPORTATION	Replacement	80,432
2025	FORD TRANSIT VAN XL	TRANSPORTATION	TRANSPORTATION	Replacement	55,730
TOTAL					266,594
TOTAL VEHICLE REQUEST					266,594

**VEHICLE INVENTORY
AS OF JUNE 30, 2024**

Mental Health - Mississippi State Hospital (374-00)

Name of Agency

Vehicle Type	Vehicle Description	Model Year	Model	Person(s) Assigned To	Purpose/Use	Tag Number	Mileage on 6-30-2024	Average Miles per Year	Replacement Proposed	
									FY2025	FY2026
W	RAM	1999	DODGE	ENVIRONMENTAL SERVICES	PEST CONTROL	G-48216	174,430	6,977		
P	VAN (AMBULANCE)	2001	FORD	TRANSPORTATION	TRANSPORTATION	G-19613	159,462	6,933	Y	
P	ECONOLINE VAN	2008	FORD	TRANSPORTATION	TRANSPORTATION	G-46592	110,574	6,911		Y
P	AMBULANCE	2016	CHEVROLET	TRANSPORTATION	TRANSPORTATION	G-76360	76,761	9,595		
P	CUTAWAY VAN	1993	GMC	RECREATIONAL SERVICES	RECREATIONAL SERVICES	S-14368	133,955	4,321		
P	CUTAWAY VAN	1996	FORD	MAINTENANCE	MAINTENANCE	S-16358	165,255	5,902		
P	BUS	2004	INTERNATIONAL	TRANSPORTATION	TRANSPORTATION	G-27144	48,550	2,428		
P	CUTAWAY VAN	2008	FORD	TRANSPORTATION	TRANSPORTATION	G-47001	134,735	8,421		Y
P	CUTAWAY VAN	2008	FORD	TRANSPORTATION	TRANSPORTATION	G-47002	150,956	9,435		Y
P	CUTAWAY VAN	2011	FORD	TRANSPORTATION	TRANSPORTATION	G-05774	142,391	10,953		
P	STARCRAFT BUS	2017	FORD	TRANSPORTATION	TRANSPORTATION	G-78610	47,753	6,822		
P	CROWN VICTORIA	2011	FORD	POLICE	POLICE	G-65037	146,472	11,267		
P	CROWN VICTORIA	2011	FORD	POLICE	POLICE	G-65035	132,381	10,183		
P	IMPALA	2014	CHEVROLET	POLICE	POLICE	G-74455	114,829	11,483		
P	CHARGER	2014	DODGE	POLICE	POLICE	G-74456	70,494	7,049		
P	IMPALA	2007	CHEVROLET	MAINTENANCE	MAINTENANCE	G-40557	144,088	8,476		
W	C6500	1985	CHEVROLET	FIRE	COMPOUND	S-2142	12,997	333		
P	TAURUS	2002	FORD	MAINTENANCE	MAINTENANCE	G-23459	82,252	3,739		
W	SILVERADO	2002	CHEVROLET	STF	STF	G-20778	107,276	4,876		
P	ECONOLINE WAGON	2009	FORD	STF	STF	G-51596	12,245	816		
P	ECONOLINE WAGON	2009	FORD	STF	STF	G-51597	9,095	606		
P	IMPALA	2014	CHEVROLET	STF	STF	G-67102	37,729	3,773		
P	CARAVAN	2014	DODGE	STF	STF	G-67520	77,630	7,763		
P	CARAVAN	2014	DODGE	STF	STF	G-67993	82,785	8,279		
P	CARAVAN	2014	DODGE	STF	STF	G-67173	69,988	6,999		

Vehicle Type: (P)assenger/(W)ork

**VEHICLE INVENTORY
AS OF JUNE 30, 2024**

Mental Health - Mississippi State Hospital (374-00)

Name of Agency

Vehicle Type	Vehicle Description	Model Year	Model	Person(s) Assigned To	Purpose/Use	Tag Number	Mileage on 6-30-2024	Average Miles per Year	Replacement Proposed	
									FY2025	FY2026
P	CARAVAN	2017	DODGE	STF	STF	G-67172	70,909	10,130		
W	TRUCK	1977	CHEVROLET	MAINTENANCE	MAINTENANCE	S-2110	196,781	4,187		
W	C6500	1983	GMC	MAINTENANCE	PLUMBING SHOP	S-6963	7,490	183		
W	S-10	1989	CHEVROLET	MAINTENANCE	ELECTRIC SHOP	S-10924	178,399	5,097		
W	TRUCK	1991	CHEVROLET	MAINTENANCE	WATER	S-11651	159,587	4,836		
W	TRUCK	1991	CHEVROLET	MAINTENANCE	PAINT SHOP	S-11654	192,661	5,838		
W	RALLY WAGON	1993	GMC	INFORMATION MANAGEMENT	INFORMATION MANAGEMENT	S-13979	225,440	7,272		
W	CUTAWAY VAN	1993	FORD	MAINTENANCE	MAINTENANCE	S-14217	71,868	2,318		
W	C6500	1990	GMC	MAINTENANCE	GROUNDS	G-01058	127,250	3,743		
W	CUTAWAY VAN	1997	FORD	MAINTENANCE	MAINTENANCE	G-01942	169,635	6,283		
W	RANGER	1998	FORD	MAINTENANCE	PAINT SHOP	G-06899	77,483	2,980		
W	F-150	1998	FORD	MAINTENANCE	ELECTRIC SHOP	G-07286	79,024	3,039		
W	RAM	2001	DODGE	MAINTENANCE	PLUMBING SHOP	G-15190	98,394	4,278		
W	RAM	2001	DODGE	MAINTENANCE	HVAC	G-15188	86,648	3,767		
W	RAM	2001	DODGE	MAINTENANCE	CARPENTER SHOP	G-15189	46,124	2,005		
W	RAM	2001	DODGE	ENVIRONMENTAL SERVICES	HOUSEKEEPING	G-15191	107,933	4,693		
W	RANGER	2000	FORD	FIRE	FIRE CHIEF	G-15192	92,803	3,867		
W	RANGER	2000	FORD	MAINTENANCE	ELECTRIC SHOP	G-15193	99,960	4,165		
W	RANGER	2002	FORD	INFORMATION MANAGEMENT	INFORMATION MANAGEMENT	G-23458	31,464	1,430		
W	RANGER	2002	FORD	MAINTENANCE	PAINT SHOP	G-23456	57,967	2,635		
W	RANGER	2002	FORD	MAINTENANCE	CARPENTER SHOP	G-23457	117,215	5,328		
W	SAVANA	2003	GMC	ENVIRONMENTAL SERVICES	HOUSEKEEPING	G-24393	154,331	7,349		
W	CARAVAN	2003	DODGE	WAREHOUSE	WAREHOUSE	G-26249	91,133	4,340		
W	VENTURE	2004	CHEVROLET	MAINTENANCE	MAINTENANCE	G-27843	113,907	5,695		
W	ECONOLINE WAGON	2004	FORD	MAINTENANCE	MAINTENANCE	G-30657	170,051	8,503		
W	ECONOLINE VAN	2005	FORD	MAINTENANCE	MAINTENANCE	G-31982	98,940	5,207		

Vehicle Type: (P)assenger/(W)ork

**VEHICLE INVENTORY
AS OF JUNE 30, 2024**

Mental Health - Mississippi State Hospital (374-00)

Name of Agency

Vehicle Type	Vehicle Description	Model Year	Model	Person(s) Assigned To	Purpose/Use	Tag Number	Mileage on 6-30-2024	Average Miles per Year	Replacement Proposed	
									FY2025	FY2026
W	RANGER	2005	FORD	MAINTENANCE	MAINTENANCE	G-31938	136,343	7,176		
W	CARAVAN	2005	DODGE	WAREHOUSE	WAREHOUSE	G-32840	89,420	4,706		
W	BUCKET TRUCK	2007	INTERNATIONAL	MAINTENANCE	MAINTENANCE	G-04090	5,810	342		
P	CARAVAN	2007	DODGE	ENVIRONMENTAL SERVICES	LAUNDRY	G-41090	74,213	4,365		
W	ECONOLINE WAGON	2002	FORD	TRANSPORTATION	TRANSPORTATION	G-43508	77,948	3,543		
W	DUMP TRUCK	1996	FORD	MAINTENANCE	GROUNDS	G-48051	118,973	4,249		
W	F-150	1998	FORD	MAINTENANCE	MAINTENANCE	G-51697	163,565	6,291		
W	RAM	1999	DODGE	MAINTENANCE	ENVIRONMENTAL SERVICES	G-51698	246,298	9,852		
W	SIERRA	2003	GMC	MAINTENANCE	CARPENTER SHOP	G-51695	181,390	8,638		
W	SIERRA	2002	GMC	MAINTENANCE	PLUMBING SHOP	G-51696	170,578	7,754		
W	SIERRA	2003	GMC	MAINTENANCE	HVAC	G-51691	248,008	11,810		
W	RAM	1999	DODGE	MAINTENANCE	ENVIRONMENTAL SERVICES	G-51693	193,283	7,731		
W	RAM	2001	DODGE	MAINTENANCE	GARBAGE	G-51692	201,289	8,752		
W	SIERRA	2003	GMC	MAINTENANCE	WAREHOUSE	G-51694	193,733	9,225		
W	RAM	2001	DODGE	MAINTENANCE	HVAC	G-58494	158,201	6,878		
W	SIERRA	2006	GMC	MAINTENANCE	GROUNDS	G-58493	221,438	12,302		
W	SAVANA CUTAWAY	2008	GMC	WAREHOUSE	WAREHOUSE	G-60125	132,800	8,300		
P	SAVANA CUTAWAY	2008	GMC	WAREHOUSE	WAREHOUSE	G-61178	113,250	7,078		
W	RANGER	2001	FORD	MAINTENANCE	ELECTRIC SHOP	G-73099	126,141	5,484		
W	RAM	1998	DODGE	ENVIRONMENTAL SERVICES	ENVIRONMENTAL SERVICES	G-73105	129,101	4,965		
W	F-150 (POLICE)	2016	FORD	POLICE	POLICE	G-73618	79,338	9,917		
W	F-150	2007	FORD	MAINTENANCE	CARPENTER SHOP	G-73615	134,012	7,883		
W	F-150	2007	FORD	MAINTENANCE	ELECTRIC SHOP	G-73612	141,204	8,306		
W	F-150	2008	FORD	MAINTENANCE	PLUMBING	G-73613	153,597	9,600		
W	F-150	2007	FORD	MAINTENANCE	MAINTENANCE	G-73614	154,152	9,068		
W	F-150	2007	FORD	MAINTENANCE	CARPENTER SHOP	G-73615	170,392	10,023		

Vehicle Type: (P)assenger/(W)ork

**VEHICLE INVENTORY
AS OF JUNE 30, 2024**

Mental Health - Mississippi State Hospital (374-00)

Name of Agency

Vehicle Type	Vehicle Description	Model Year	Model	Person(s) Assigned To	Purpose/Use	Tag Number	Mileage on 6-30-2024	Average Miles per Year	Replacement Proposed	
									FY2025	FY2026
W	F-150	2007	FORD	MAINTENANCE	PLUMBING	G-73615	114,240	6,720		
W	F-150 (POLICE)	2017	FORD	POLICE	POLICE	G-77608	83,826	11,975		
W	RAM	2019	DODGE	MAINTENANCE	MAINTENANCE	G-84290	39,367	7,873		
W	RAM	2019	DODGE	MAINTENANCE	MAINTENANCE	G-84289	22,776	4,555		
W	F-250	2019	FORD	MAINTENANCE	MAINTENANCE	G-84602	38,087	7,617		
W	F-150	2019	FORD	POLICE	POLICE	G-84603	20,044	4,009		
W	F-550	2020	FORD	MAINTENANCE	MAINTENANCE	G-88953	18,298	4,575		
W	ECONOLINE WAGON	2005	FORD	COMMUNITY INTEGRATION PROGRAM	TRANSPORTATION	G-31937	94,529	4,975		
P	UPLANDER	2008	CHEVROLET	MAINTENANCE	MAINTENANCE	G-04624	168,642	10,540		
P	EXPRESS VAN	2008	CHEVROLET	TRANSPORTATION	TRANSPORTATION	G-47699	130,456	8,154	Y	
P	EXPRESS VAN	2008	CHEVROLET	ENVIRONMENTAL SERVICES	HOUSEKEEPING	G-47700	181,638	11,352		
W	ECONOLINE WAGON	2006	FORD	ENVIRONMENTAL SERVICES	HOUSEKEEPING	G-50492	131,273	7,293		
P	ECONOLINE VAN	2005	FORD	RECREATIONAL SERVICES	RECREATIONAL SERVICES	G-50491	50,803	2,674		
P	CARAVAN	2012	DODGE	TRANSPORTATION	TRANSPORTATION	G-61171	86,383	7,199		
P	CARAVAN	2012	DODGE	COMMUNITY INTEGRATION PROGRAM	TRANSPORTATION	G-61170	79,054	6,588		
P	CARAVAN	2014	DODGE	TRANSPORTATION	TRANSPORTATION	G-66337	150,879	15,088		
P	CARAVAN	2014	DODGE	TRANSPORTATION	TRANSPORTATION	G-66339	153,869	15,387		
P	CARAVAN	2014	DODGE	TRANSPORTATION	TRANSPORTATION	G-66338	172,494	17,249		
P	EXPRESS VAN	2014	CHEVROLET	TRANSPORTATION	TRANSPORTATION	G-67685	65,572	6,557		
P	EXPRESS VAN	2014	CHEVROLET	TRANSPORTATION	TRANSPORTATION	G-67684	65,910	6,591		
W	CARAVAN	2007	DODGE	MAINTENANCE	PARTS RUNNER	G-73098	217,591	12,799		
W	UPLANDER	2008	CHEVROLET	MAINTENANCE	MAINTENANCE	G-74039	133,287	8,330		
W	CARAVAN	2006	DODGE	WAREHOUSE	WAREHOUSE	G-74040	147,045	8,169		
P	CARAVAN	2006	DODGE	ADMINISTRATION	ADMINISTRATION	G-74041	151,999	8,444		
P	CARAVAN	2006	DODGE	ENVIRONMENTAL SERVICES	ENVIRONMENTAL SERVICES	G-74038	155,955	8,664		
P	CARAVAN	2017	DODGE	TRANSPORTATION	TRANSPORTATION	G-77609	12,882	1,840		

Vehicle Type: (P)assenger/(W)ork

**VEHICLE INVENTORY
AS OF JUNE 30, 2024**

Mental Health - Mississippi State Hospital (374-00)

Name of Agency

Vehicle Type	Vehicle Description	Model Year	Model	Person(s) Assigned To	Purpose/Use	Tag Number	Mileage on 6-30-2024	Average Miles per Year	Replacement Proposed	
									FY2025	FY2026
P	CARAVAN	2017	DODGE	TRANSPORTATION	TRANSPORTATION	G-78023	91,423	13,060		
P	CARAVAN	2017	DODGE	TRANSPORTATION	TRANSPORTATION	G-78026	126,388	18,055		
P	CARAVAN	2017	DODGE	PHARMACY	TRANSPORTATION	G-78025	15,240	2,177		
P	CARAVAN	2017	DODGE	PHARMACY	TRANSPORTATION	G-78024	17,412	2,487		
P	CARGO VAN	2017	FORD	ENVIRONMENTAL SERVICES	LAUNDRY	G-78173	26,116	3,731		
P	TRANSIT VAN	2017	FORD	TRANSPORTATION	TRANSPORTATION	G-78172	40,405	5,772		
P	TRANSIT VAN	2017	FORD	TRANSPORTATION	TRANSPORTATION	G-78171	44,794	6,399		
P	TRANSIT VAN	2017	FORD	TRANSPORTATION	TRANSPORTATION	G-78170	58,167	8,310		
P	15 PASSENGER VAN	2017	CHEVROLET	TRANSPORTATION	TRANSPORTATION	G-78168	37,485	5,355		
P	ECONOLINE	2017	FORD	TRANSPORTATION	TRANSPORTATION	G-78471	23,935	3,419		
P	CARAVAN	2019	DODGE	ADMINISTRATION	ADMINISTRATION	G-83770	6,824	1,365		
P	2500 RAM	2024	DODGE	STF	STF		695	0		
W	POLE TRUCK	1967	CHEVROLET	MAINTENANCE	MAINTENANCE	S-3016	77,699	1,363		

Vehicle Pool Member List 2024

Pest Services – ES

Robert Hill

Police and Fire Staff

Caprice Banks

Derrick Berry

Marcell Burns

Darryle Burton

Jadarius Collins

Nathan Craft

Kenneth Gee

Shannon Gibson

Minnie Hawthorne

Adrian Jackman

Cantavion Kelly

William Kornegay

Norman “Jeff” Luckey

Norman Luckey

Kendrick McCoy

Josh McCuiston

Jason McDonald

Raymond Newell

Roy Nichols

Jenny Pittman

Billy Reed

Lekidric Rideout

Gary Roberts

Charles (Chuck) Shows

James Spann

Tommy Steen

Alvin Thornton

William Vaughn

Michael Wallace

Michael Watson

Fredrick Williams

Hospital Administration

Donna Boykin

James Chastain

Robert Dixon

Marilyn Martin

Amanda Matson

Angela Tanner

Transportation

Elbon Flowers

Larry Gray

Canquezia Jones

Willamena Jones

Cassandra Kitchens

Keysha Mason

Franklin Moore

Qutonda Myers

Keefe Pennymon

Kishelita Sparks

Michael Washington

Social Workers

Rhonda Bufkin
Tiea Carter
Mary Johnson
Sharanna Taylor
Tishawn Thames

Information Management/Voice Services

Mel Bailey
Ryan Bell
Michelle Cushman
Kevin Frazier
Clayton Hanegan
Tim McLaurin
Shaun Purvis
Chad Rommerdale

Paint Shop – Maintenance

Robert Bowers

Electric Shop – Maintenance

David Lozano
Jimmy Stephens
Thomas Symon

HVAC Shop – Maintenance

Brent Craft
Nicholas Rader
Riley Savell
Stephen Strong

Automotive Shop – Maintenance

Jimmy Green

Grounds – Maintenance

Preston Blakely

Anthony Lockhart

Alan Means

Andre Sistrunk

Gregory Smith

Marquis Young

Plumbing Shop – Maintenance

Nathan Ashley

Steve Morgan

Barrett Nall

James Quinn

Adm/Office Staff – Maintenance

Craig Martin

Ryan VanGordan

Carpenter Shop – Maintenance

Earnest Brooks

Cody Knight

Chase Middleton

John Walker

Richard Waltman

Locksmith Shop – Maintenance

Jim Pressey

Evening & Night Administrators

Kenneth Collier

Carolyn Dart

Daniel Myers
Shirice Reed
Shamaro Galloway

HR/Personnel

Bobby Blanks
Angel Drane
Dolly Hawkins
Diana Hunter
Tiffany Jones
Stephen Larsen
Mary Moore
Taneka Moore
Valerie Sheriff
Tarshall Wilson

Staff Education

Cherita Armon
Donna Chapman
Kewan Ewing
Jasper Spires
Heather Watkins

Oak Circle Treatment Mall

Reva Barnes
Michelle Conway
Titella Ervin
Ken Hamilton
Melissa Hearn
Amy Womble

CTS Treatment Mall

Melita Breeden
Kimberly Eubanks
Cassandra Myles
Jeanifer Watkins
Charles Williams

Horticulture

Shawn Cagle

Pharmacy

Laura Adcock
Michelle Blakely
Angela Boles
Shelia Cantrell
Polly Jackson
Donald Johnson
Betty Kendrick
Lisa Thames-Payton
Vicki Veazy
Charlice Watkins

Housekeeping

Marie Bingham
Denisha Burch
John Crain
Bobby Davis
Brandie Gibbs
Tiffany Jefferson
Vera Knight

Billy Mallard
Jerrean Mays
Christopher Michael
Jennie Miner
Lepatric Rideout
Regina Shaheed
Michelle Taylor
Betty Thompson
Alvin Thornton
Fredrick Williams

Recreation

Robbie Rhodes
Tralecia Rolins
Kaylin Smith
Patricia Smith
Dominique Sutton
Courtney Taylor
Shonnett Wilson

STF – Administration

Shannon Bush
Marie Cuccio

STF – Clinical

Austa Chavez
Debbie Crosby
John Forrester
Charles Harris
Sarah Jones

Frenecia Kirksey

Reece Landrum

Erin Moran

Michelle Rivers

Eugene Young

STF - Dietary

Tarvin Atkins

Jennifer Williams

STF – Education

Irene Amos

Danny Young

STF – Fiscal Services

Dawn Clayton

Cindy Hylton

STF – Human Resources

Terrance Blackwell

Janis Hayden

Kay Hill

STF – IT

Gary Ulrich

STF – Maintenance

Robbie Evans

JC Landrum

Eric May

James Woodson

STF – Nursing Services

Colby Amis
Andrew Carpenter
Tiffany Corser
Shirley Jordan
Maria Ladner
Rosemary Nevala
Sarah Peterman
Allyson Pigg
Lisa Slate
William Smith
Tiffany Ware
Bobby Whiddon

STF – Purchasing

Jill Ray

STF – Recreation

Shelley Holland
Larry Moore
Andrea Rennie

STF – Resident Living

Phillip Albright
Morghan Davis
Jarvis Dees
Darlene Floyd
Archie Johnson
Dawn Leger
Rodney Mayers
Joseph Miller

Veronica Nance

Jeremy Ross

Amellius Simpson

Raychel Steel

Anna Strong

Ola Mae Tarbin

Toni Vonatski-Edwards

Tyronsica Warren

STF – Resource Management

Penny Taggart

STF – Security

Karen Buckley

Matthew Harrison

Robert Harrison

Christopher Mack

Phyllis Martin

Vernon Paroli

Asia Tooki

**PRIORITY OF DECISION UNITS
FISCAL YEAR 2026**

Mental Health - Mississippi State Hospital (374-00)

Name of Agency

Program	Decision Unit	Object	Amount
Priority # 1			
Program # 1: MI - Institutional Care	Operational Cash Shortfall		
		Subsidies	705,495
		Totals	705,495
		General Funds	2,828,360
		Other Special Funds	(2,122,865)
Program # 2: MI - Support Services	Operational Cash Shortfall		
		General Funds	20,485
		Other Special Funds	(20,485)
Program # 3: Specialized Treatment Facility	Operational Cash Shortfall		
		General Funds	51,930
		Other Special Funds	(51,930)
Priority # 2			
Program # 1: MI - Institutional Care	Longevity Increases FY26		
		Salaries	861,187
		Totals	861,187
		General Funds	645,890
		Other Special Funds	215,297
Program # 2: MI - Support Services	Longevity Increase FY26		
		Salaries	35,883
		Totals	35,883
		General Funds	26,912
		Other Special Funds	8,971
Program # 3: Specialized Treatment Facility	Longevity Increases FY26		
		Salaries	130,767
		Totals	130,767
		General Funds	98,075
		Other Special Funds	32,692
Priority # 3			
Program # 1: MI - Institutional Care	Forensics Services Staffing and Operations		

**PRIORITY OF DECISION UNITS
FISCAL YEAR 2026**

Mental Health - Mississippi State Hospital (374-00)

Name of Agency

Program	Decision Unit	Object	Amount
		Salaries	6,567,113
		Vehicles	50,000
		Totals	6,617,113
		General Funds	6,617,113

Priority # 4

Program # 1: MI - Institutional Care

In-Range Salary Adjustments

Salaries	1,237,082
Totals	1,237,082
General Funds	927,811
Other Special Funds	309,271

Title Change Needs

Salaries	96,016
Totals	96,016
General Funds	72,013
Other Special Funds	24,003

Priority # 5

Program # 3: Specialized Treatment Facility

Title Change Needs

Salaries	67,558
Totals	67,558
General Funds	50,668
Other Special Funds	16,890

Priority # 6

Program # 1: MI - Institutional Care

Vehicles

Vehicles	116,594
Totals	116,594
Other Special Funds	116,594

Priority # 7

Program # 1: MI - Institutional Care

Filling Existing Vacancies

Salaries	3,725,972
Totals	3,725,972
General Funds	2,794,480
Other Special Funds	931,492

Priority # 8

**PRIORITY OF DECISION UNITS
FISCAL YEAR 2026**

Mental Health - Mississippi State Hospital (374-00)

Name of Agency

Program	Decision Unit	Object	Amount
Program # 1: MI - Institutional Care			
	Move Authority		
		Salaries	(2,237,081)
		Contractual	2,237,081

CAPITAL LEASES

Mental Health - Mississippi State Hospital (374-00)

Name of Agency

VENDOR/ ITEM LEASED	Original Date of Lease	Original No. of Months of Lease	No. of Months Remaining on 6-30-24	Last Payment Date	Interest Rate	Amount of Each Payment			Total of Payments To Be Made					
						Actual FY 2024			Estimated FY 2025			Requested FY 2026		
						Principal	Interest	Total	Principal	Interest	Total	Principal	Interest	Total

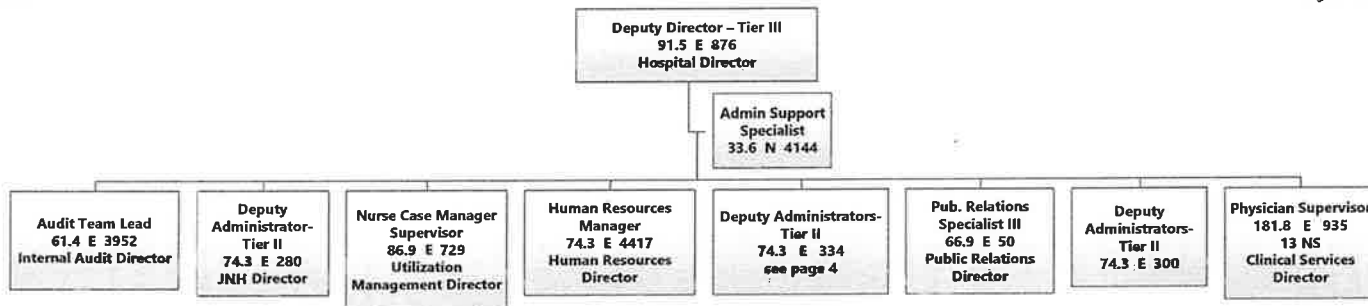
Summary of 3% General Fund Program Reduction to FY 2025 Appropriated Funding by Major Object

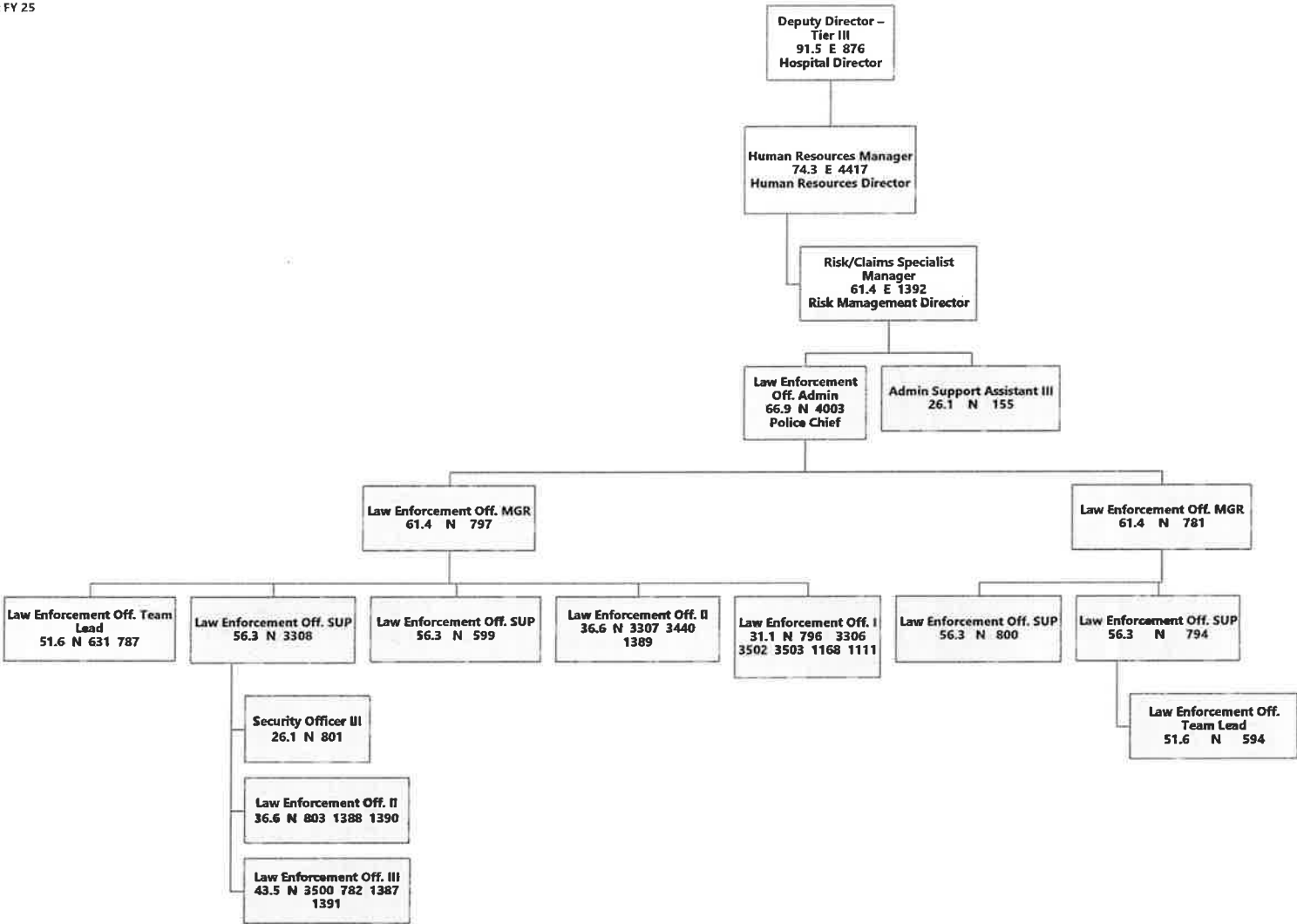
Mental Health - Mississippi State Hospital (374-00)

Name of Agency

Major Object	FY2025 General Fund Reduction	EFFECT ON FY2025 STATE SUPPORT SPECIAL FUNDS	EFFECT ON FY2025 FEDERAL FUNDS	EFFECT ON FY2025 OTHER SPECIAL FUNDS	TOTAL 3% REDUCTIONS
SALARIES, WAGES, FRINGE	(2,021,946)				(2,021,946)
TRAVEL					
CONTRACTUAL					
COMMODITIES					
OTHER THAN EQUIPMENT					
EQUIPMENT					
VEHICLES					
WIRELESS COMM. DEVS.					
SUBSIDIES, LOANS, ETC					
TOTALS	(2,021,946)				(2,021,946)

James S. Chastain



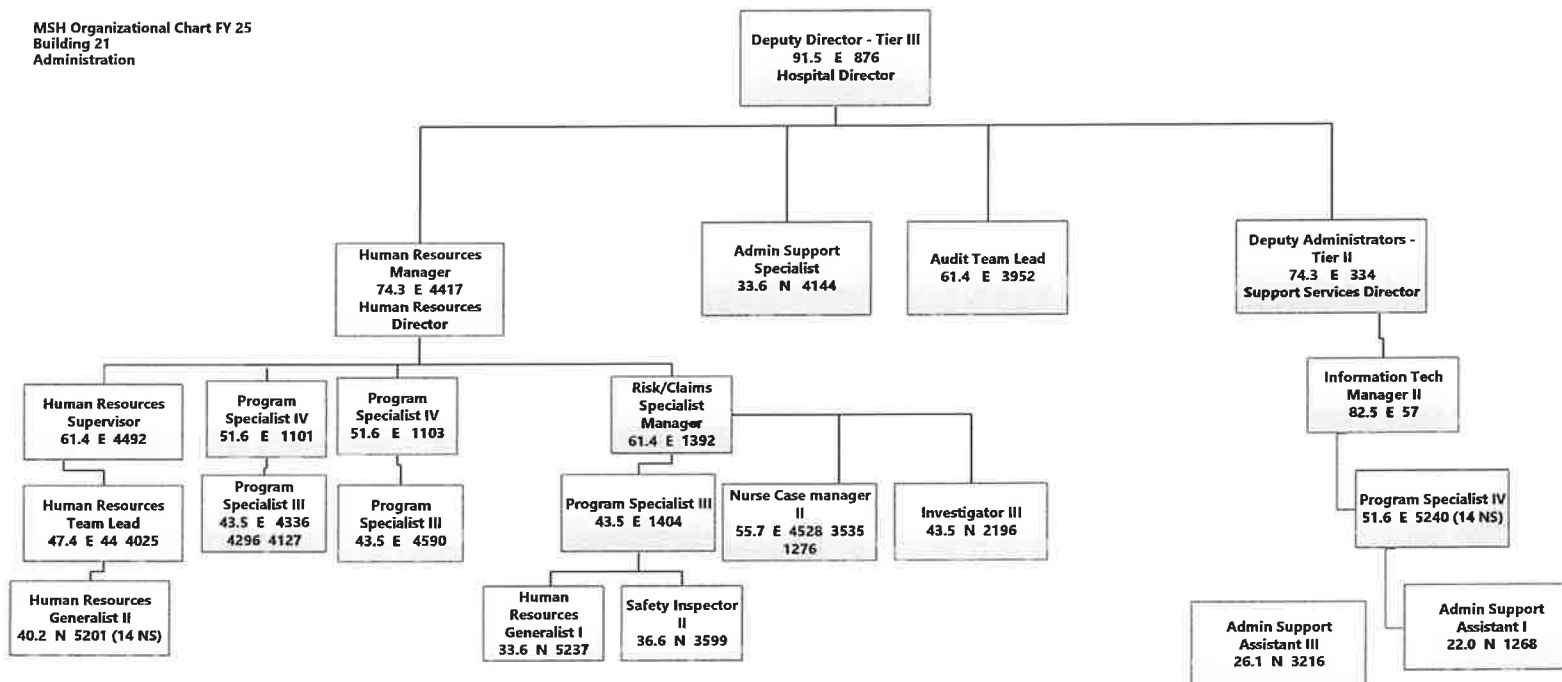


James D. Chastain

James S. Christian

MSH Organizational Chart FY 25
Building 21
Administration

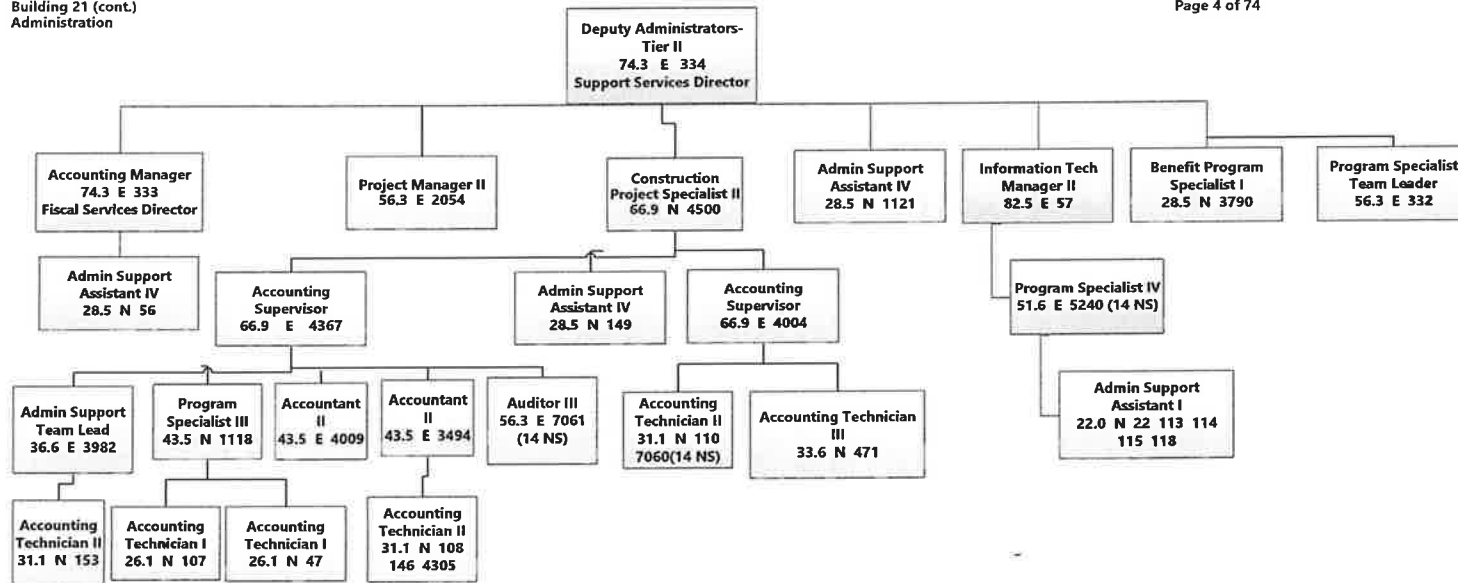
Hospital Director
Page 3 of 74



James D. Chastain

MSH Organizational Chart FY 25
Building 21 (cont.)
Administration

Hospital Director
Page 4 of 74



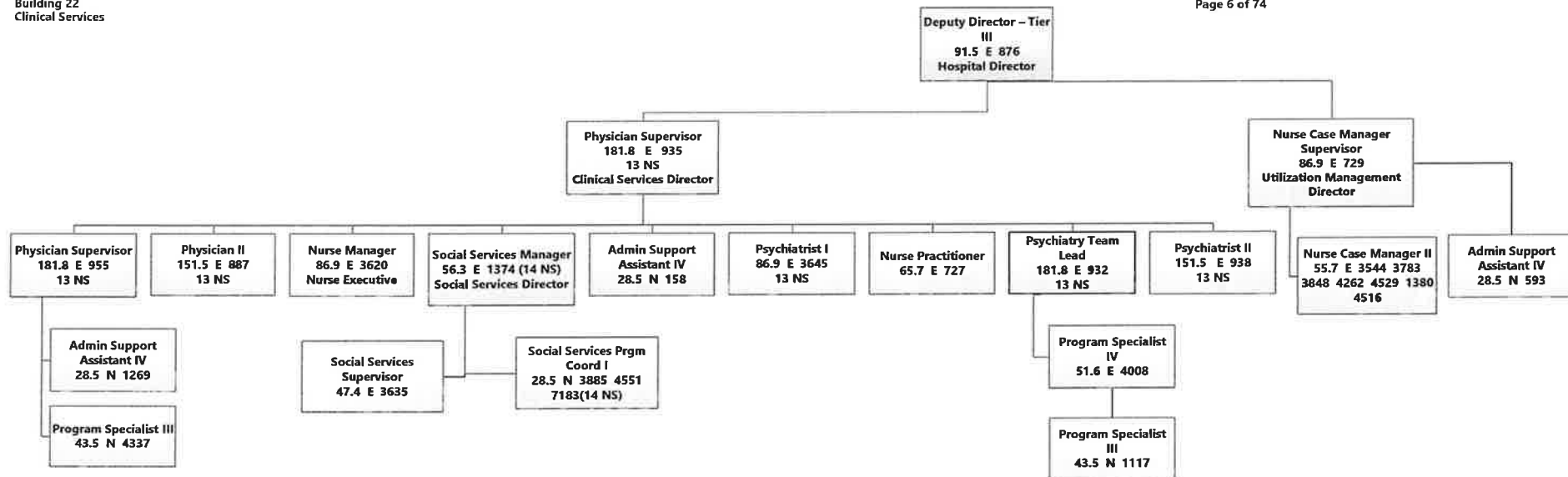
James D. Brundin



James D. Davidson

MSH Organizational Chart FY 25
Building 22
Clinical Services

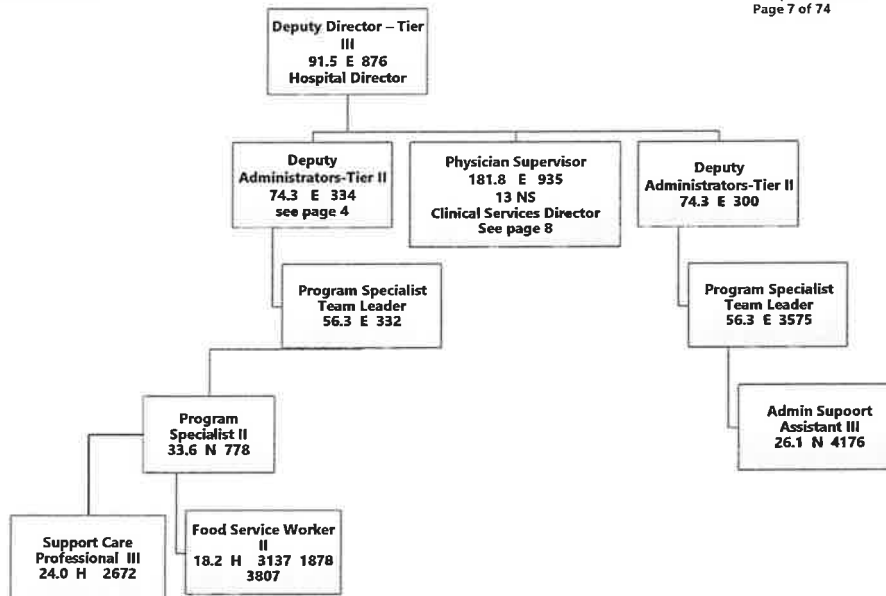
Hospital Director
Page 6 of 74

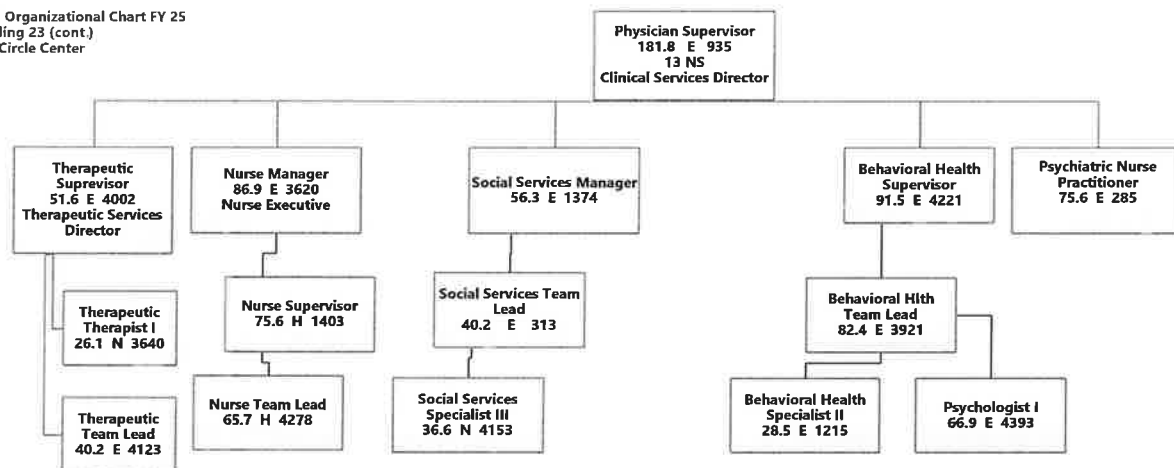


James S. Chastain

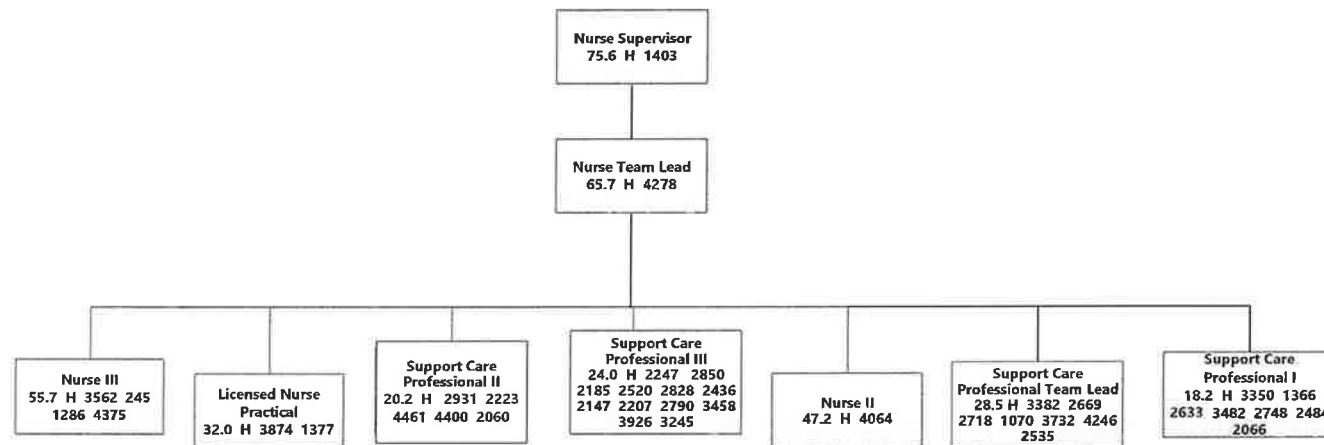
MSH Organizational Chart FY 25
Building 23
Oak Circle Center

Hospital Director
Page 7 of 74

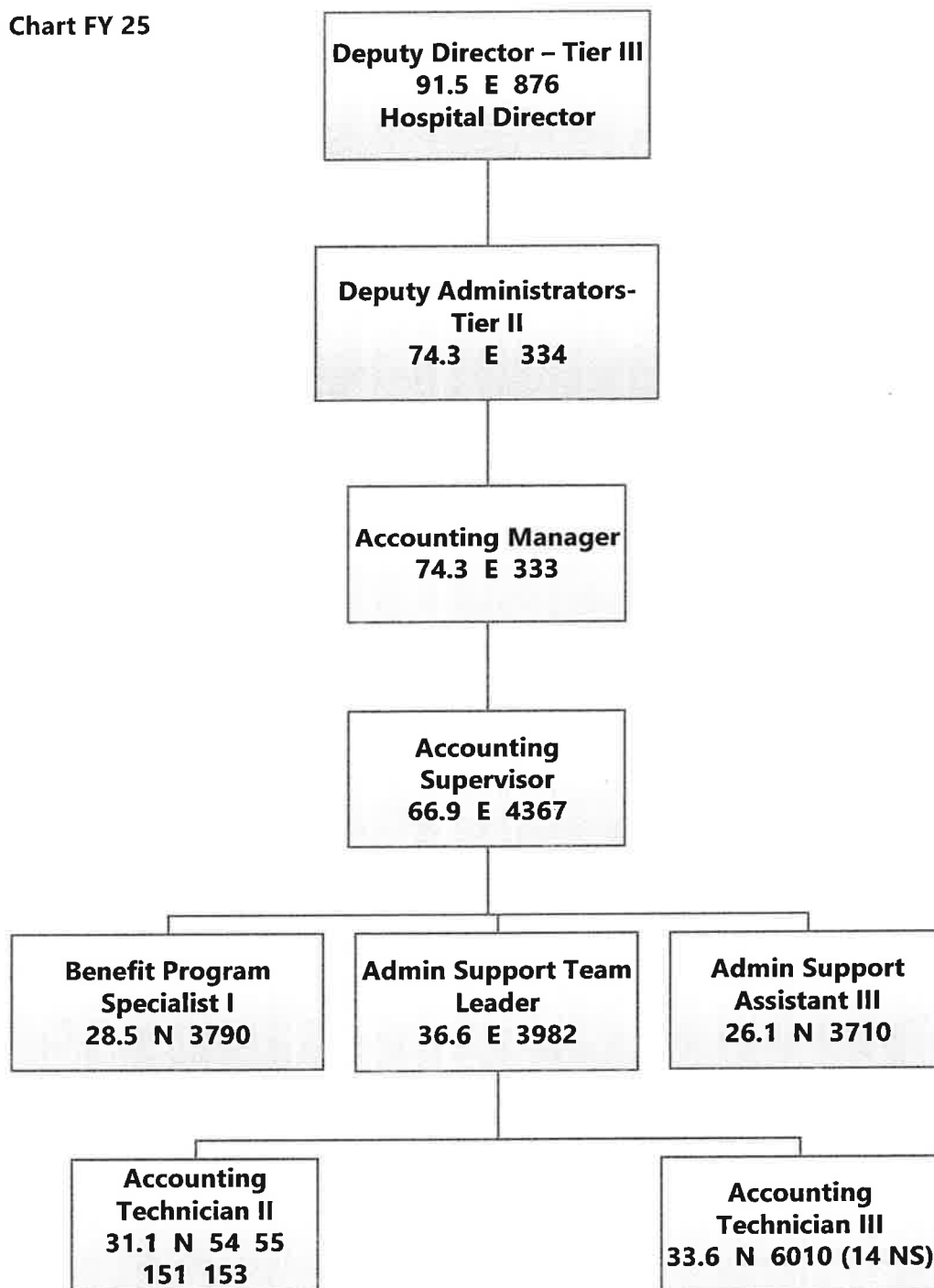




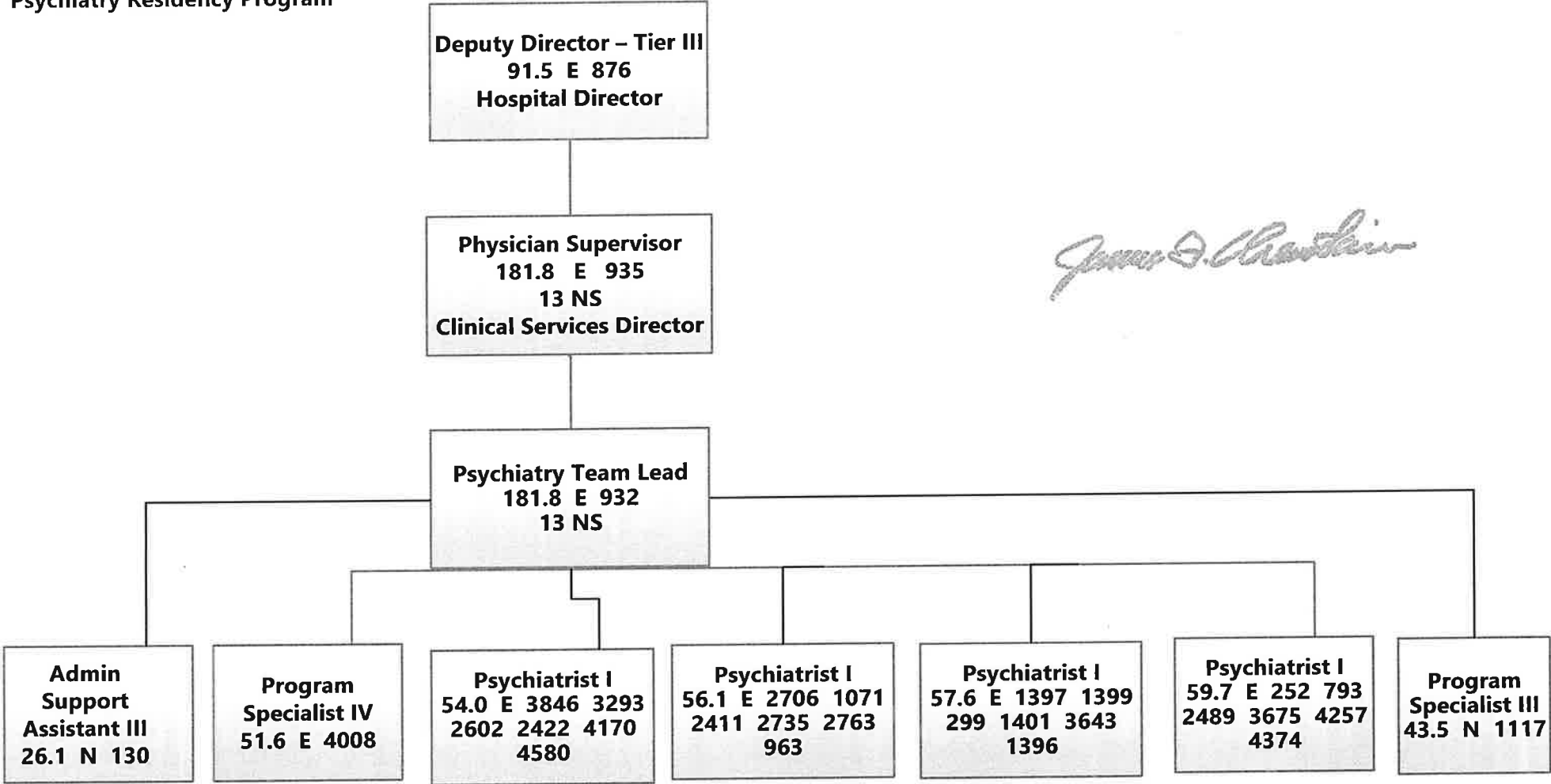
James D. Christian



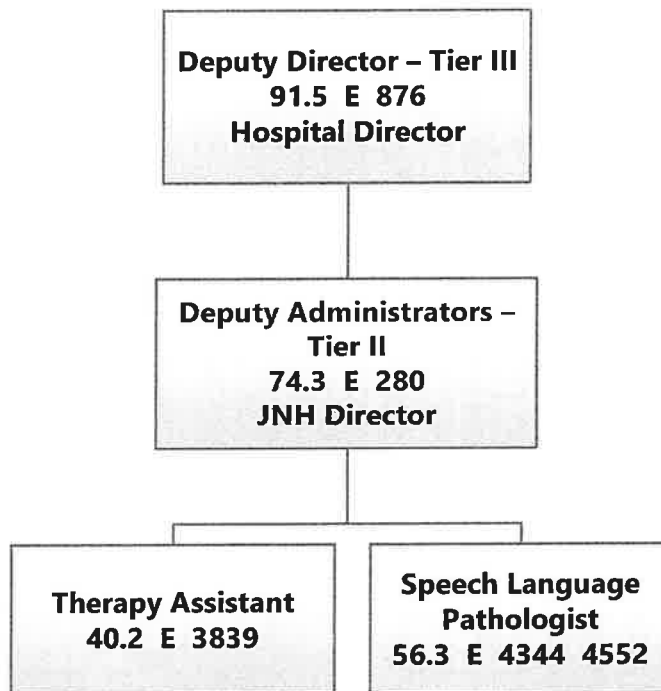
James D. Christian



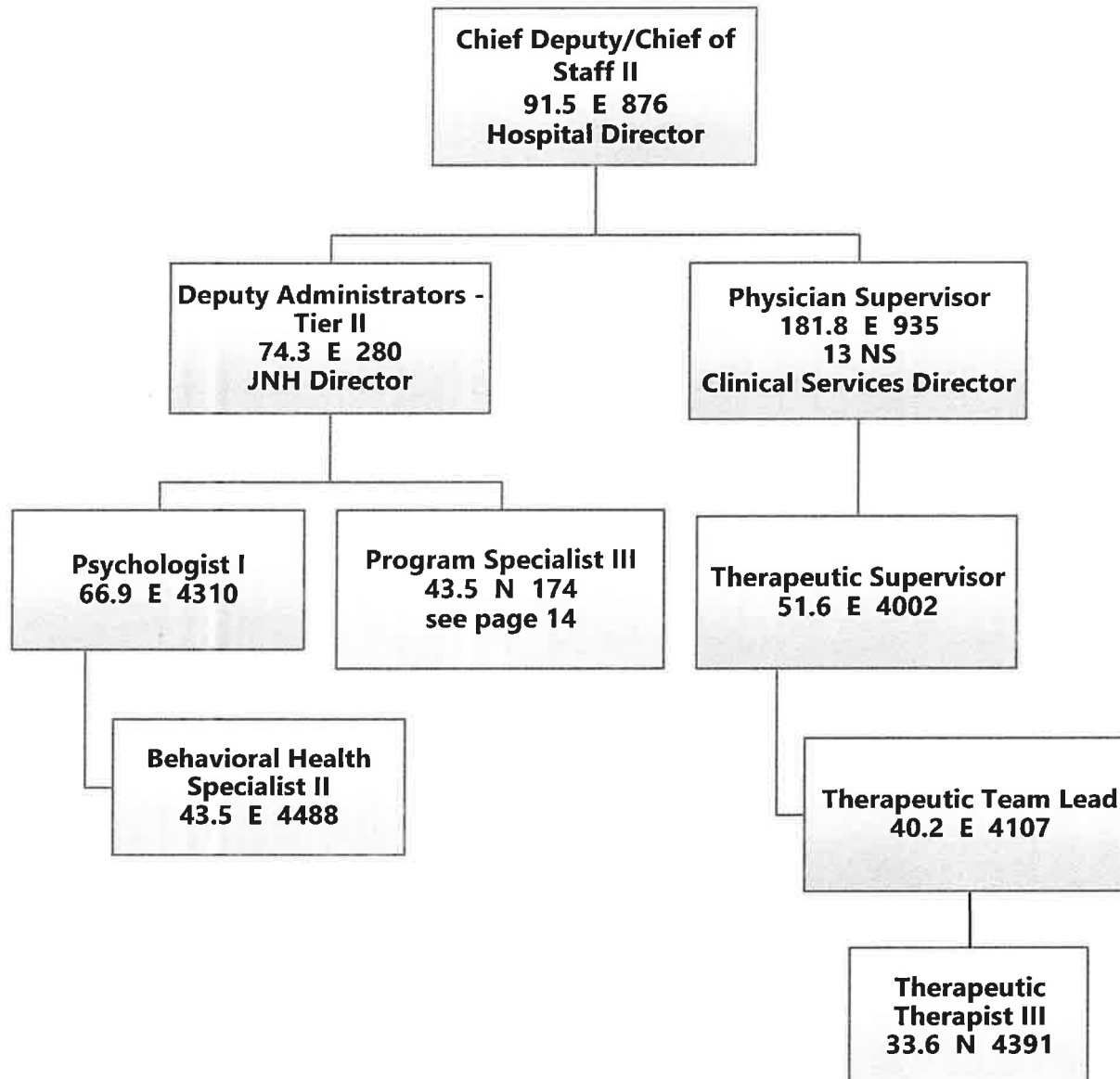
James D. Chastain



James D. Chastain

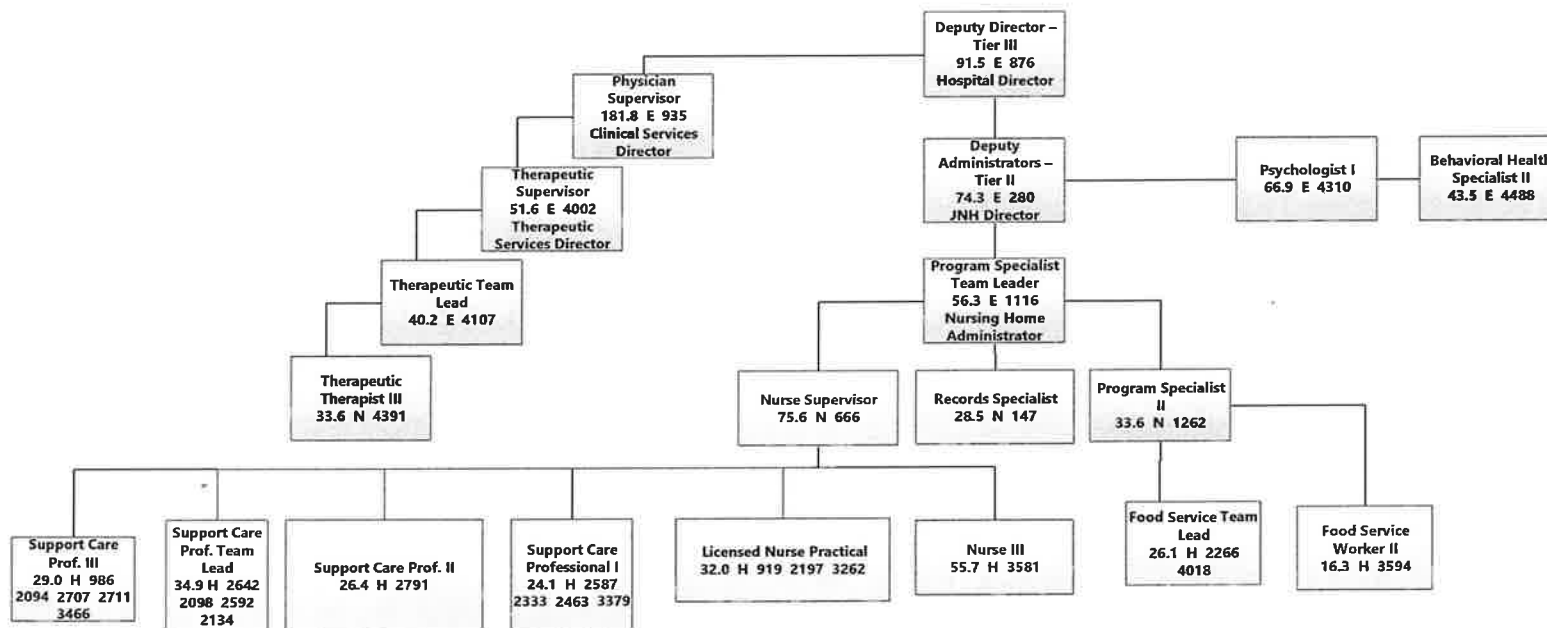


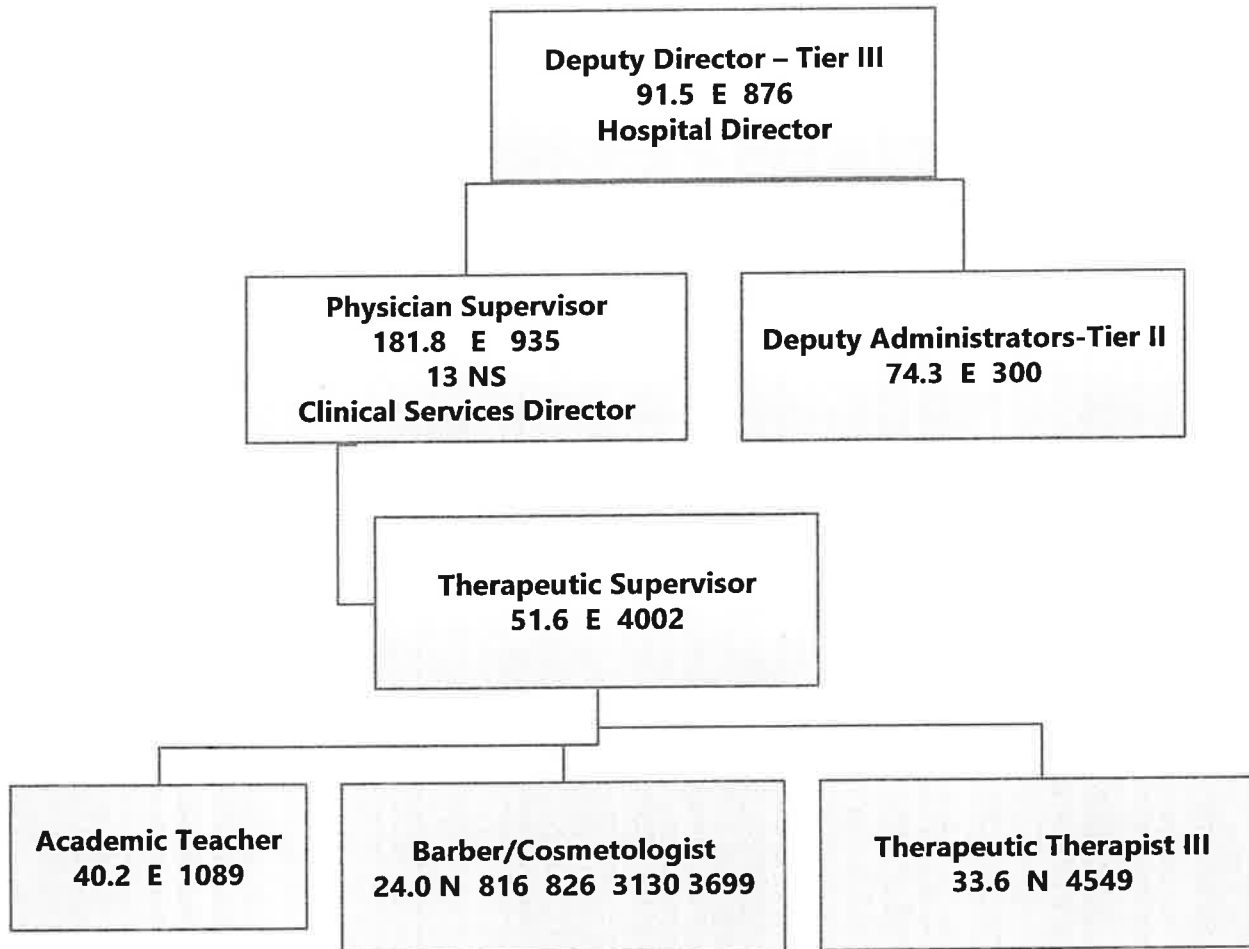
James D. Chastain



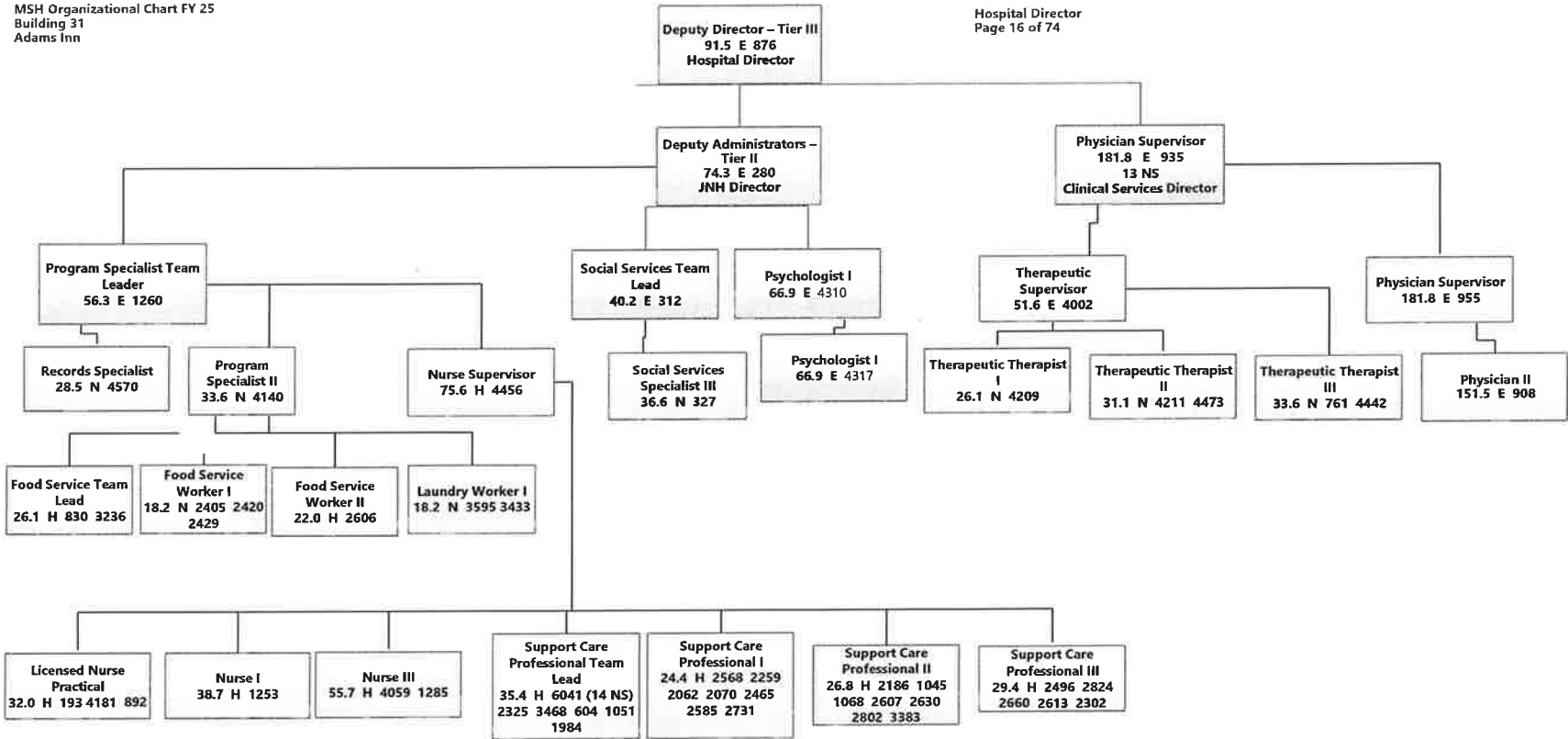
James S. Chastain

James D. Chastain

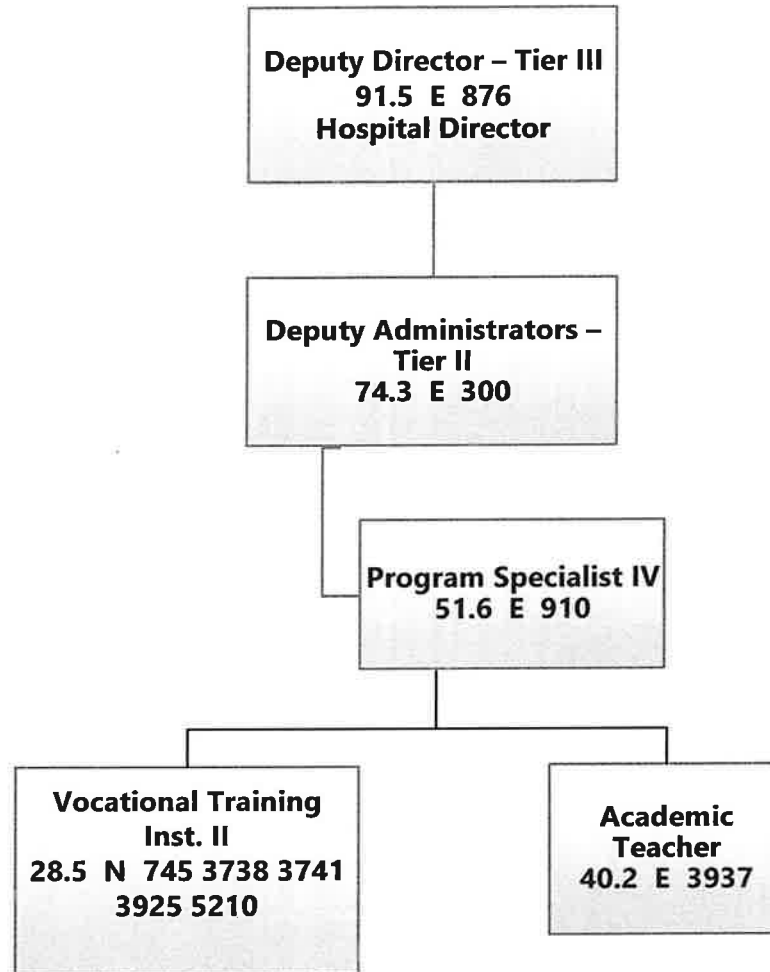




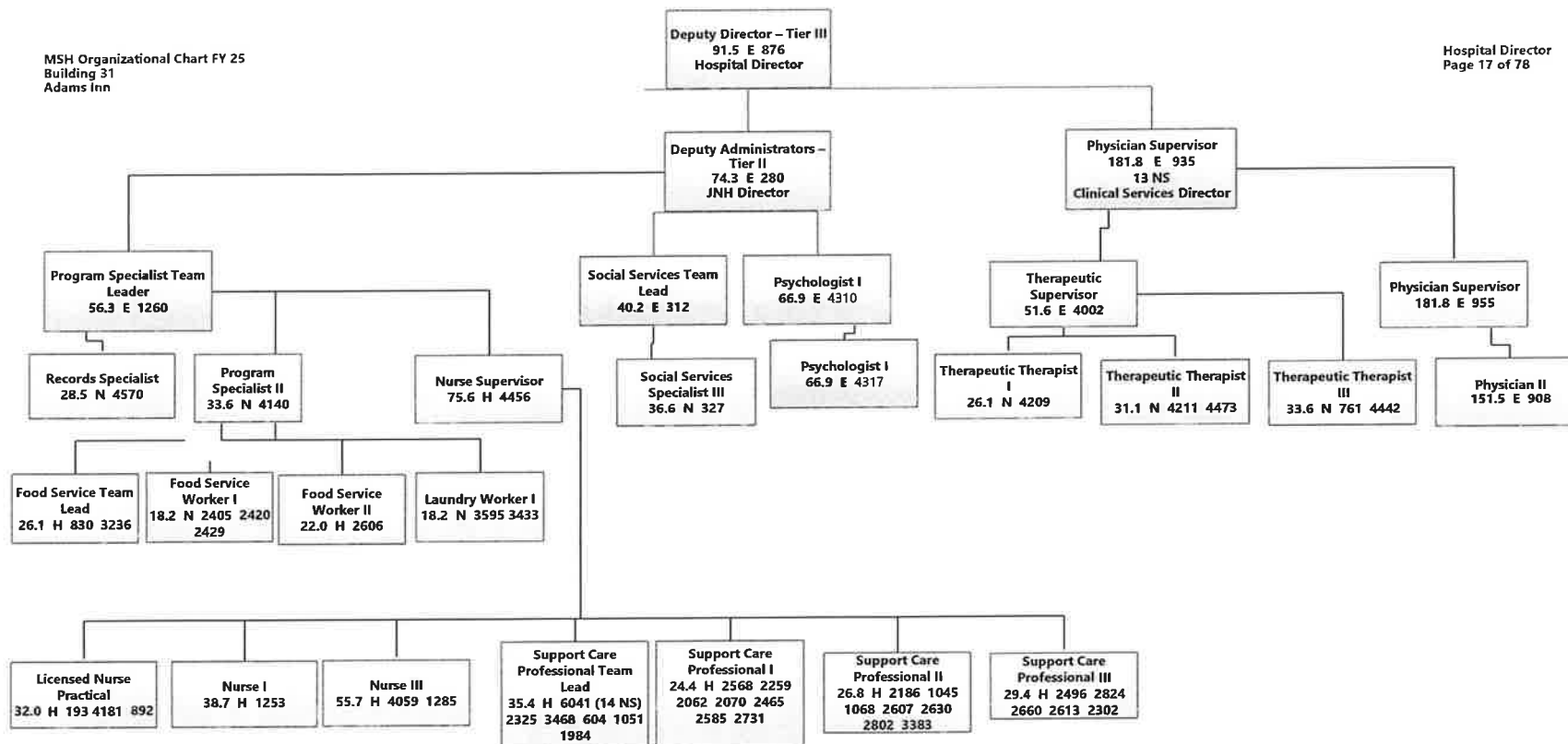
James D. Chastain



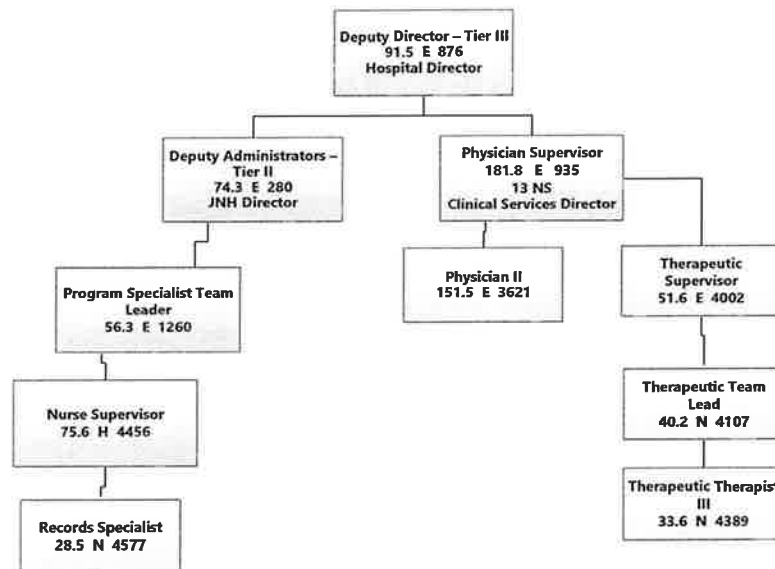
James D. Chantler



James D. Chantler

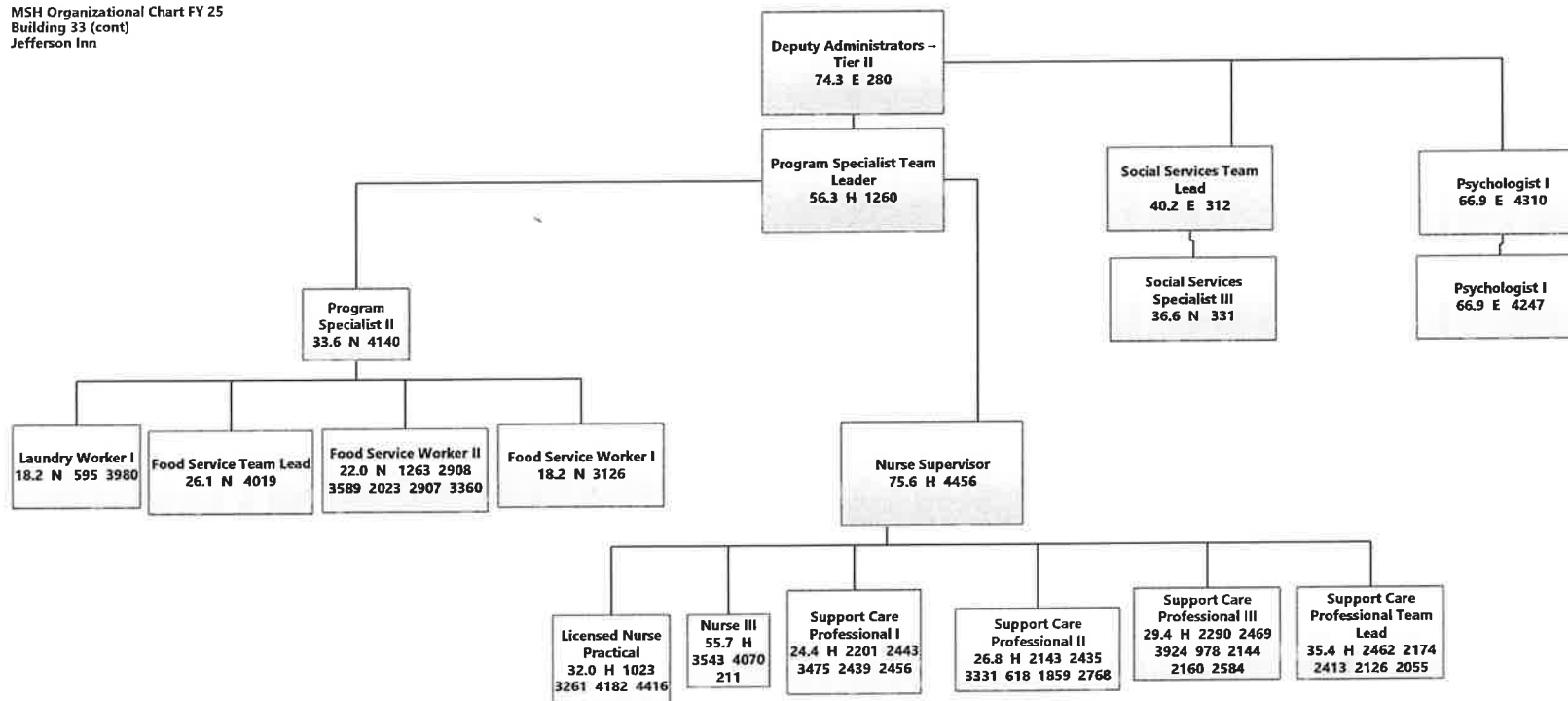


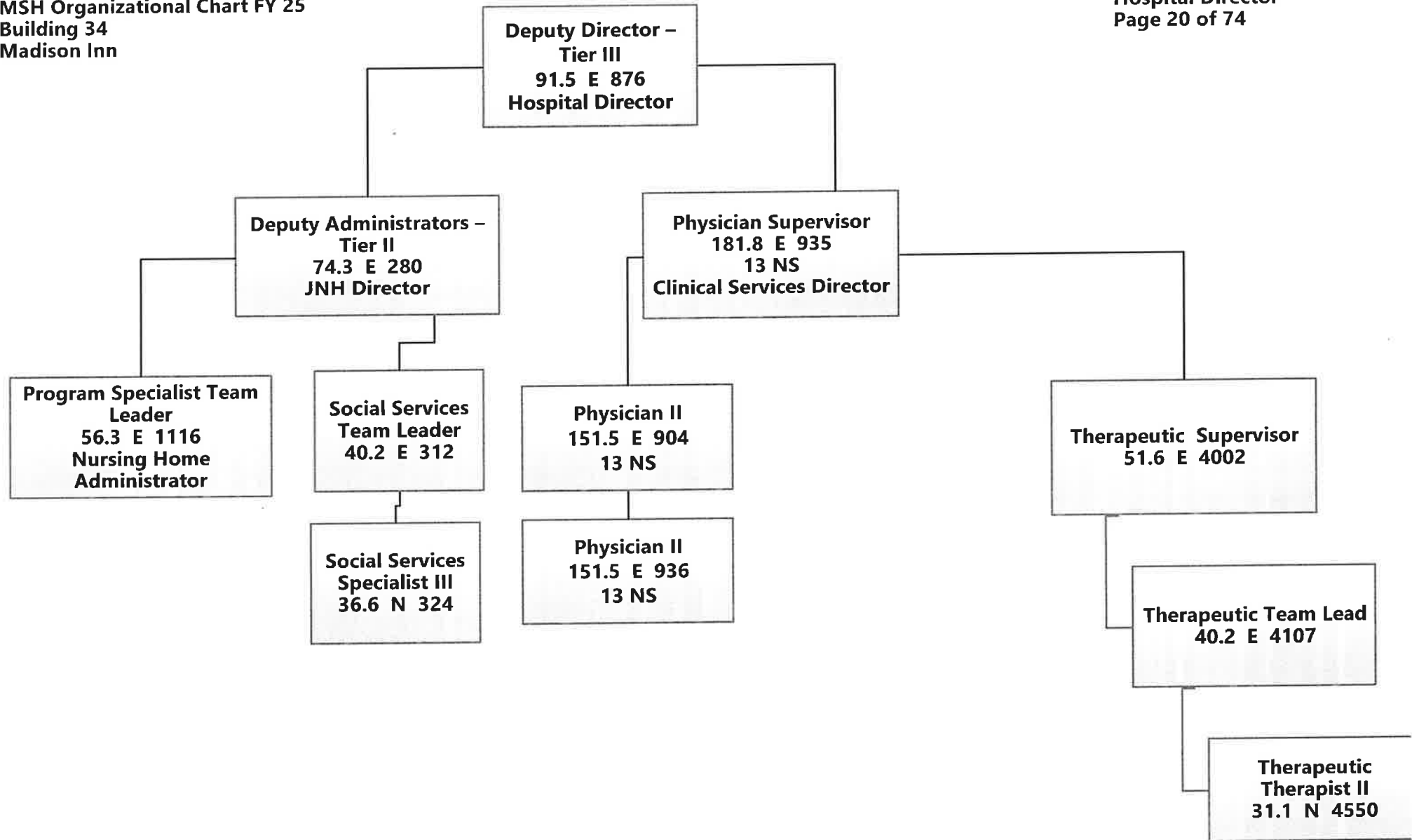
James D. Chastain



James D. Chastain

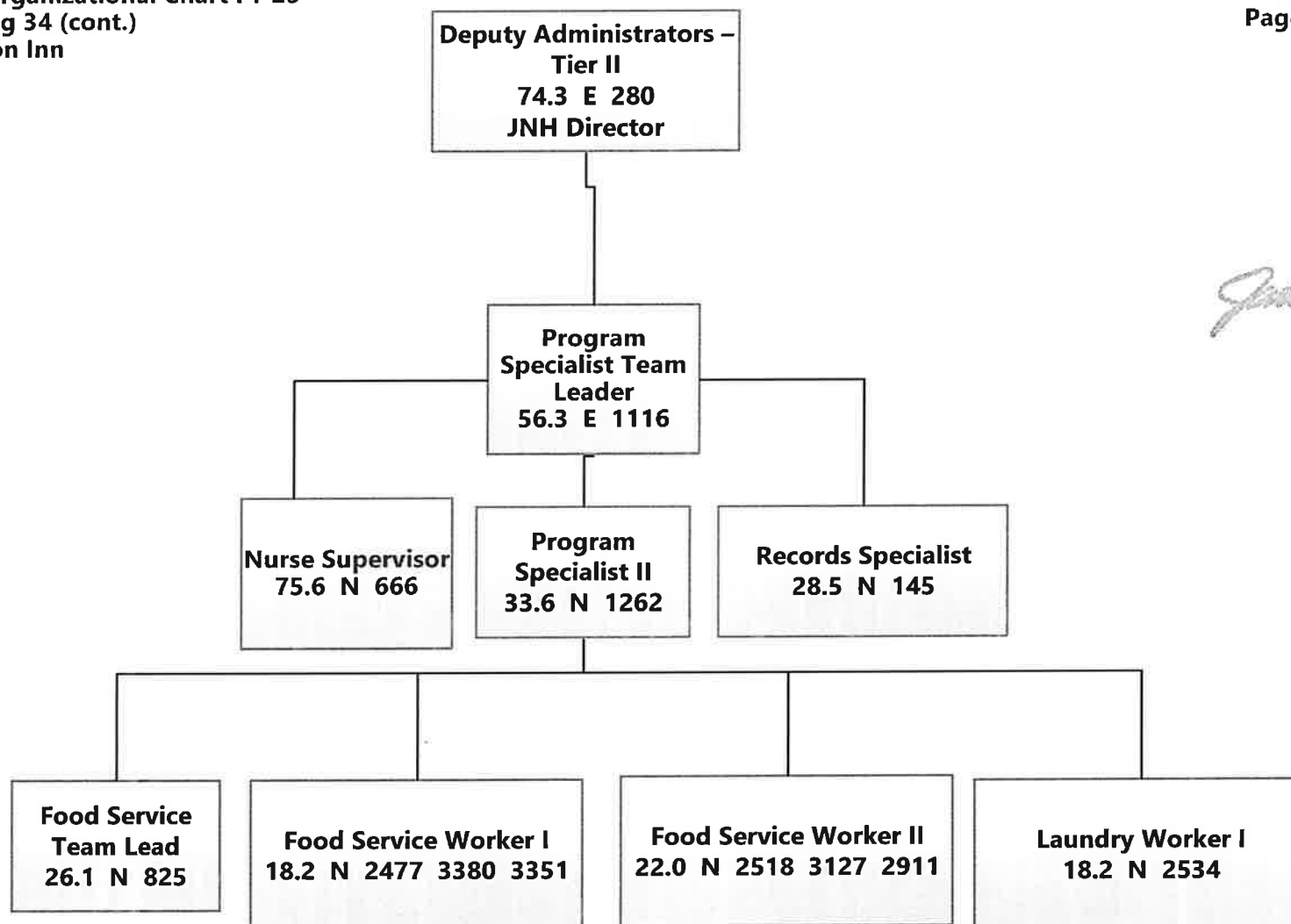
James D. Hamilton





James D. Christian

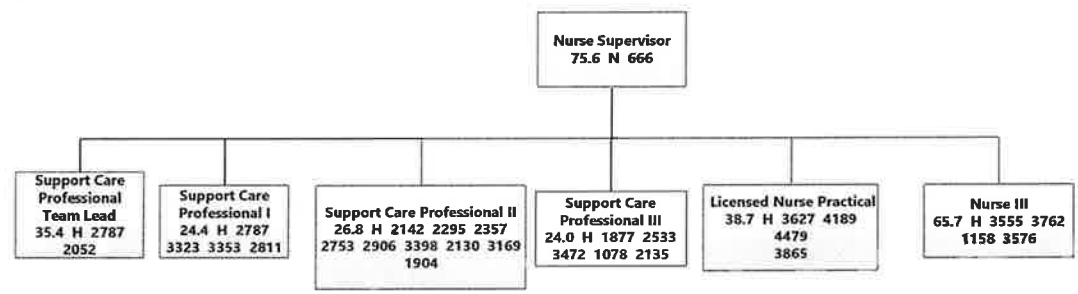
James D. Chastain

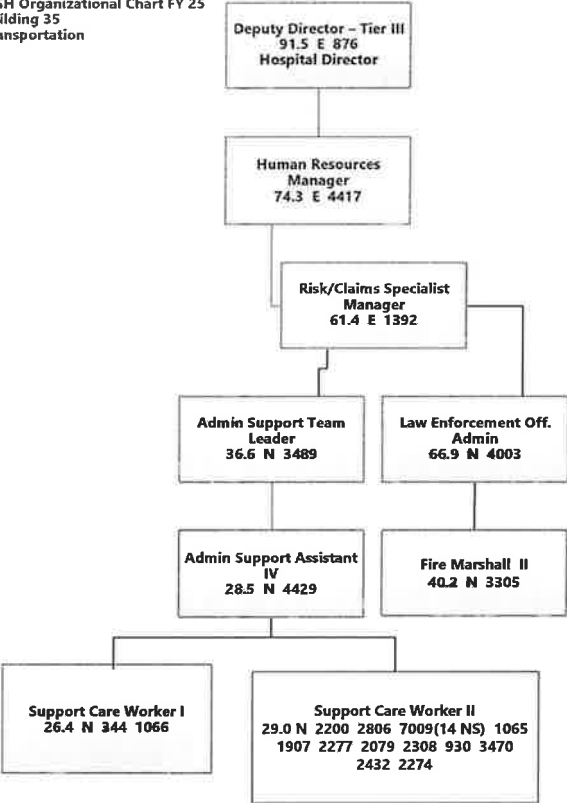


James D. Chastain

MSH Organizational Chart FY 25
Building 34 (cont.)
Madison Inn

Hospital Director
Page 22 of 74



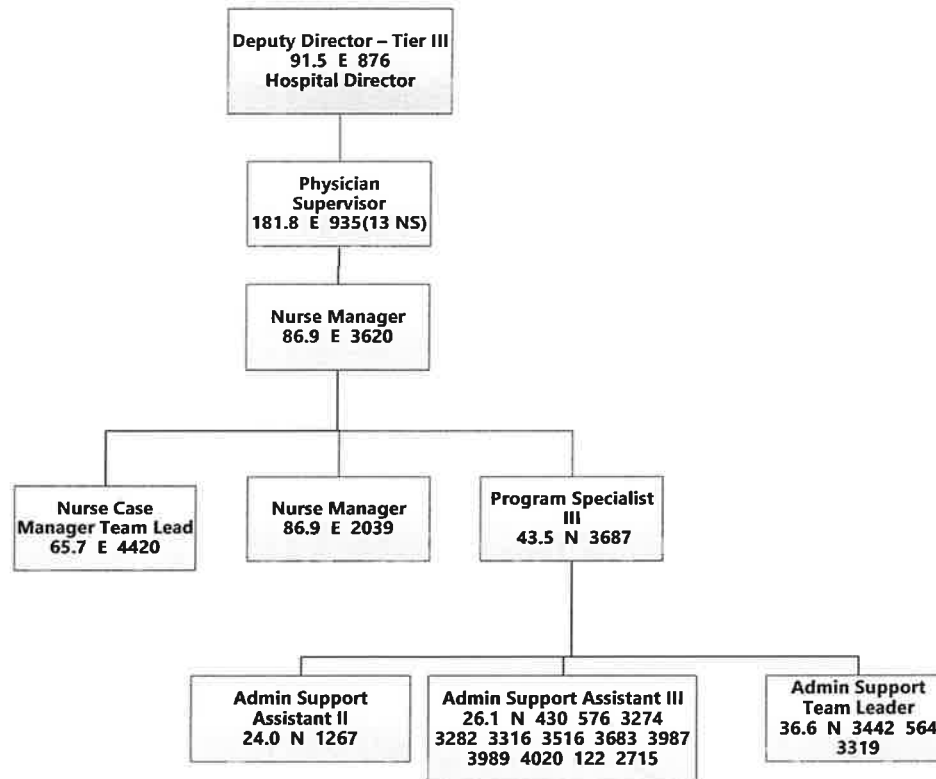


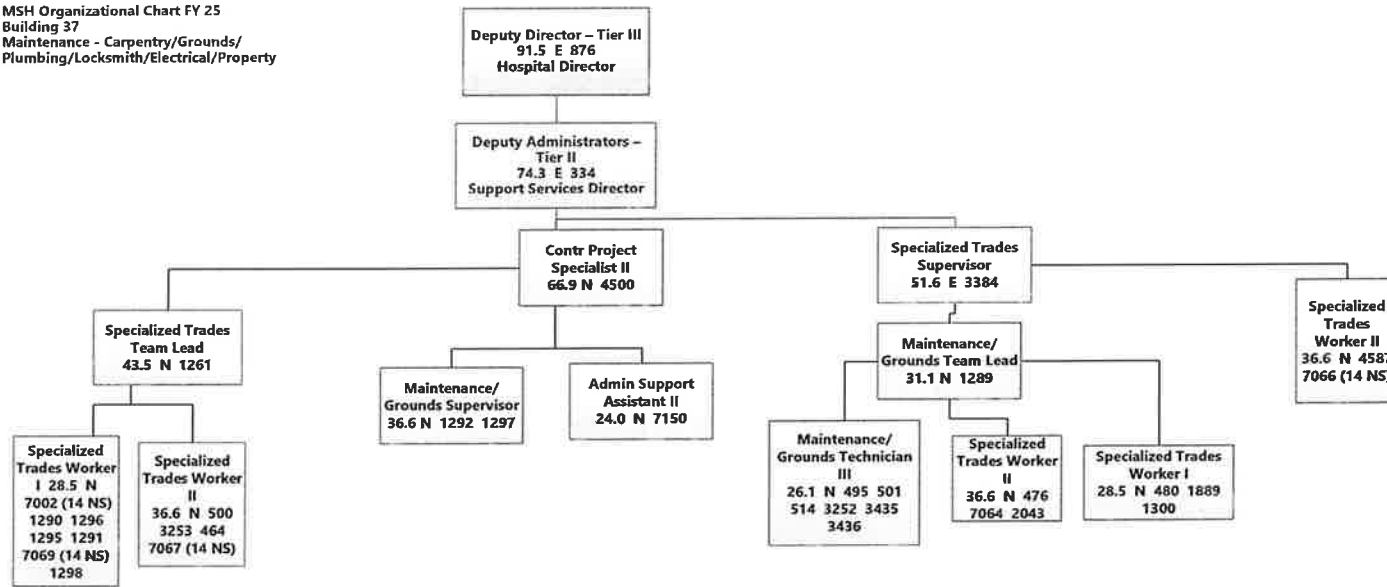
James D. Chastain

James D. Chastain

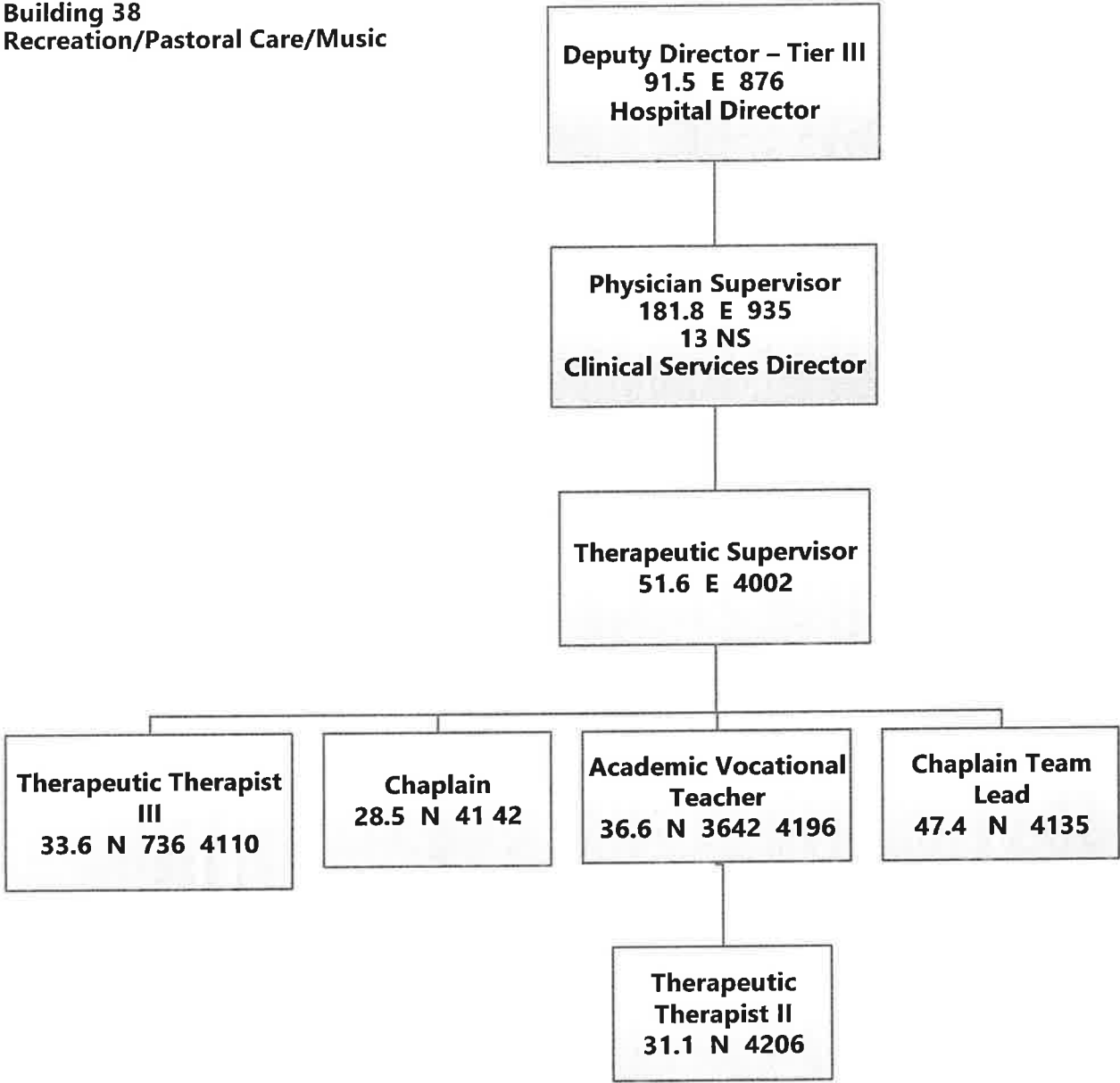
**MSH Organizational Chart FY 25
Building 36**

**Hospital Director
Page 24 of 74
Proposed**

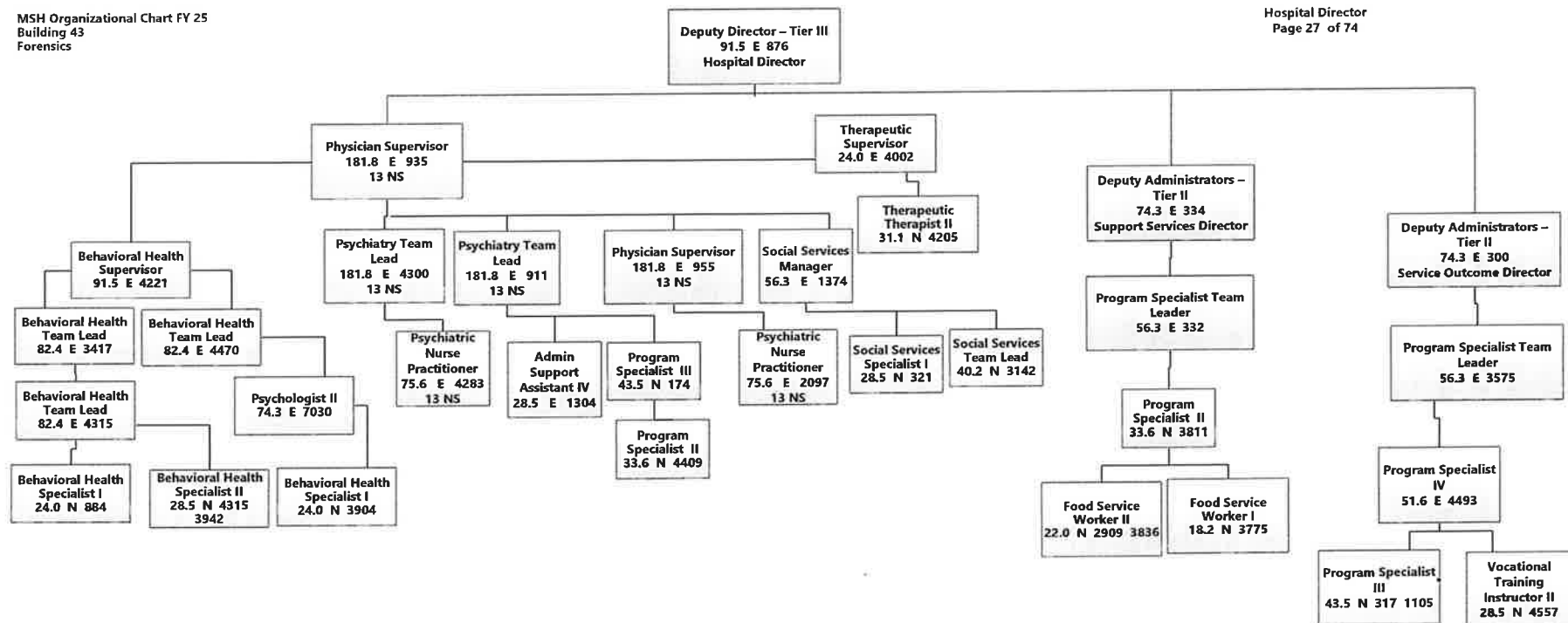


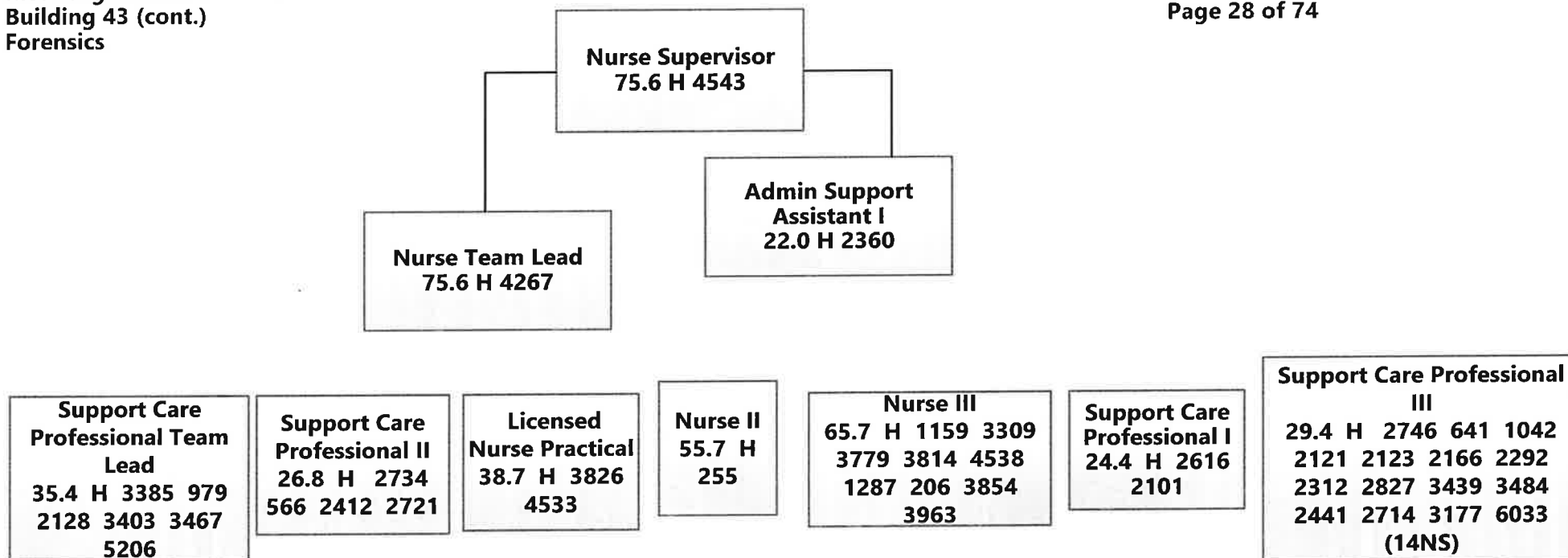


James S. Chavkin

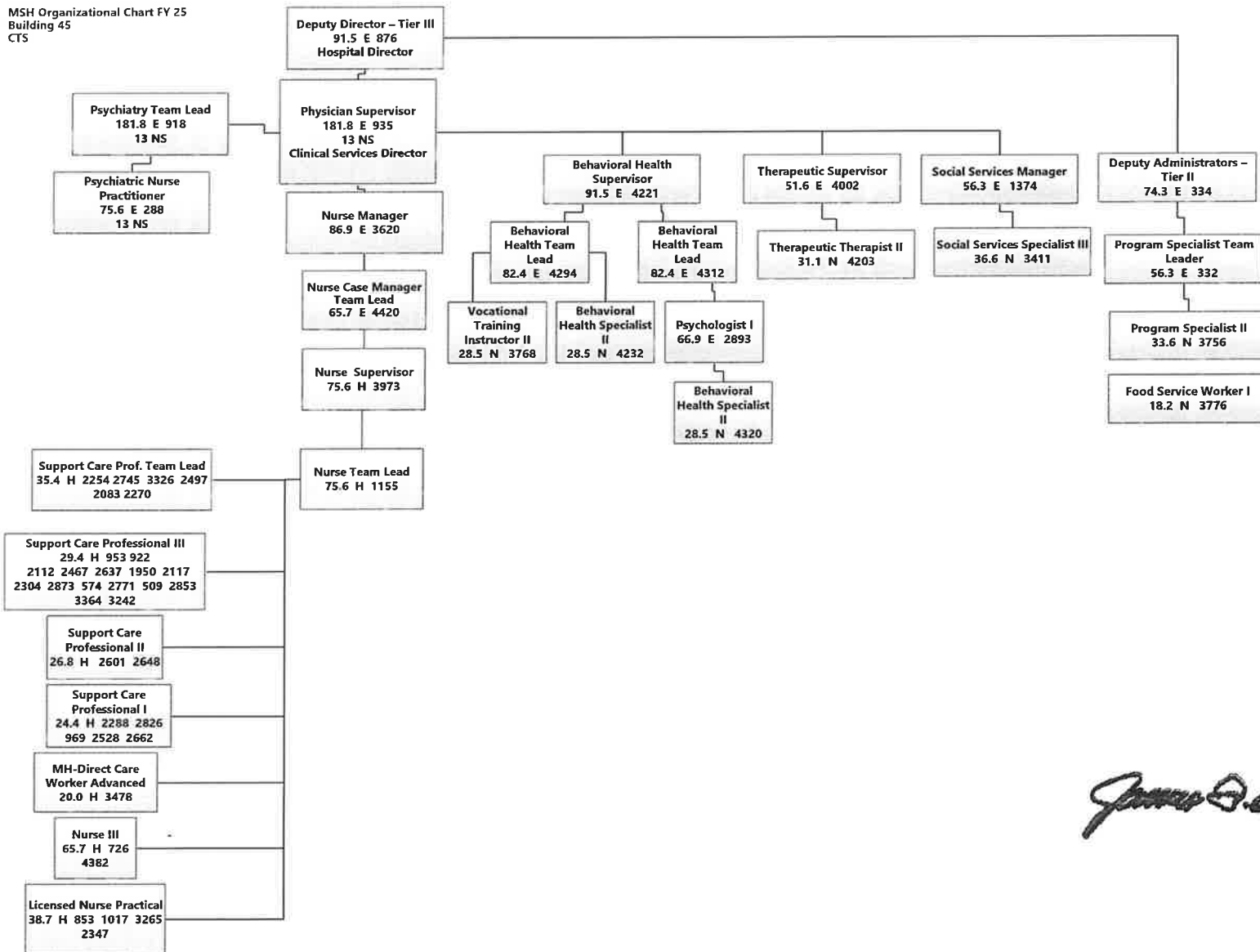


James D. Hamilton

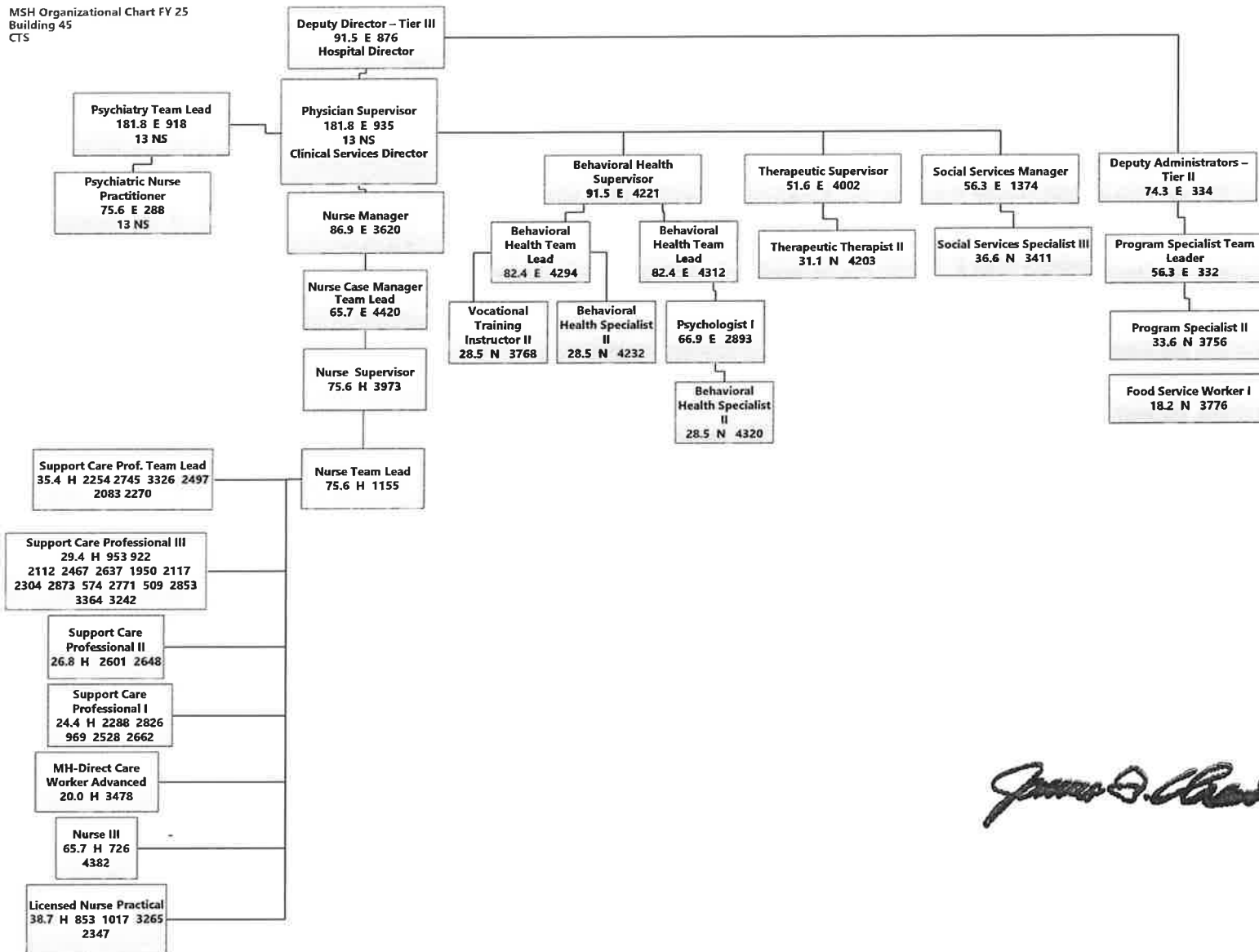




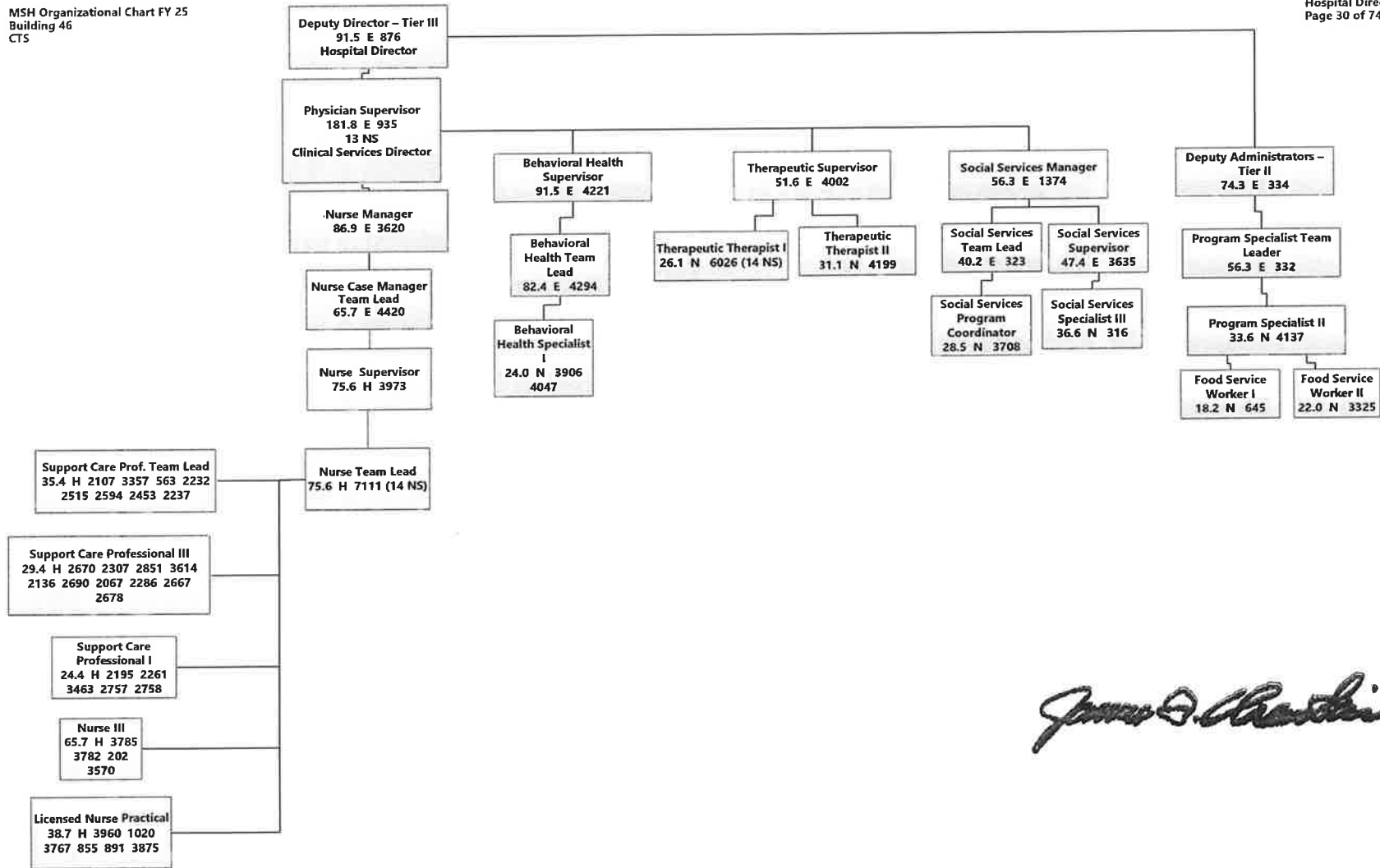
James S. Davidson



James D. Hamilton

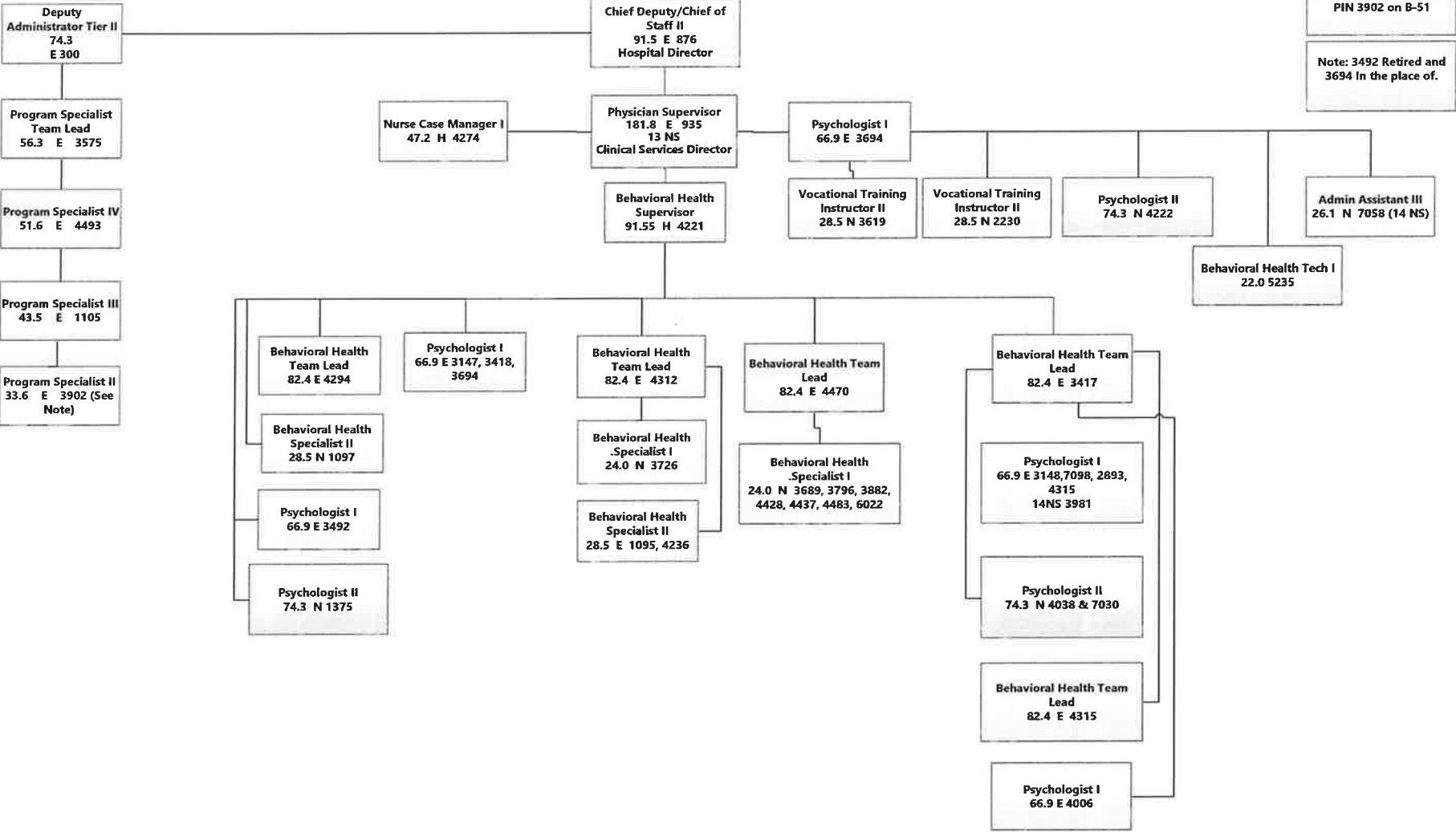


James S. Martin



James D. Hamilton

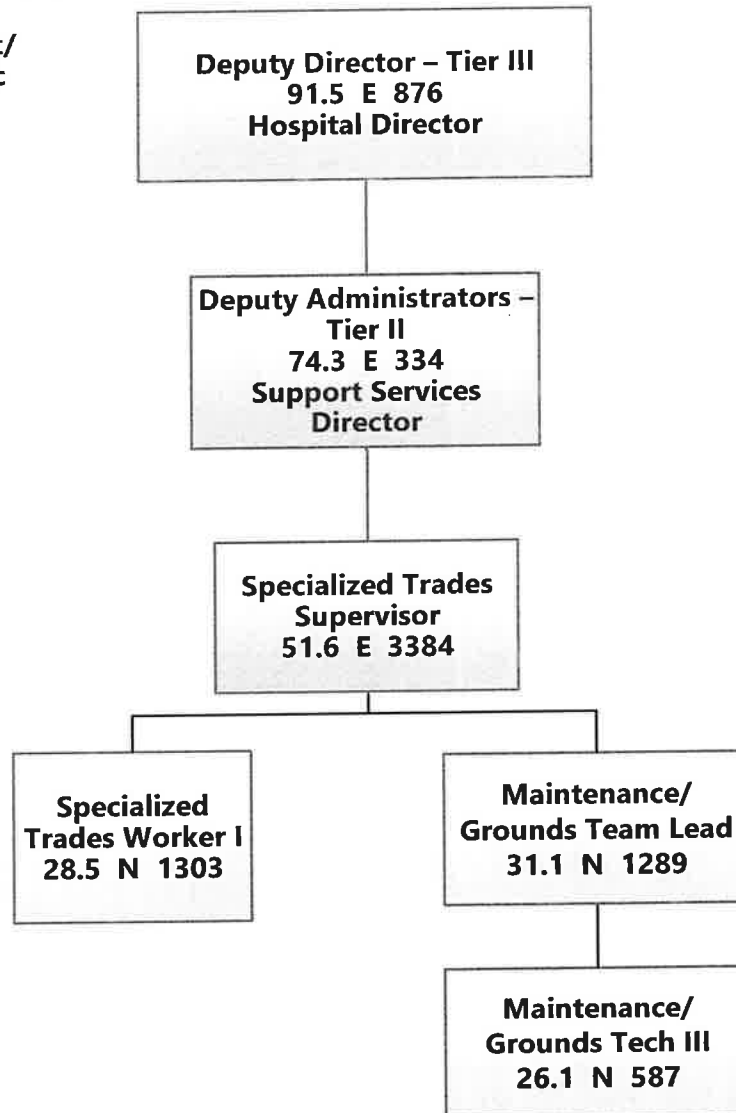




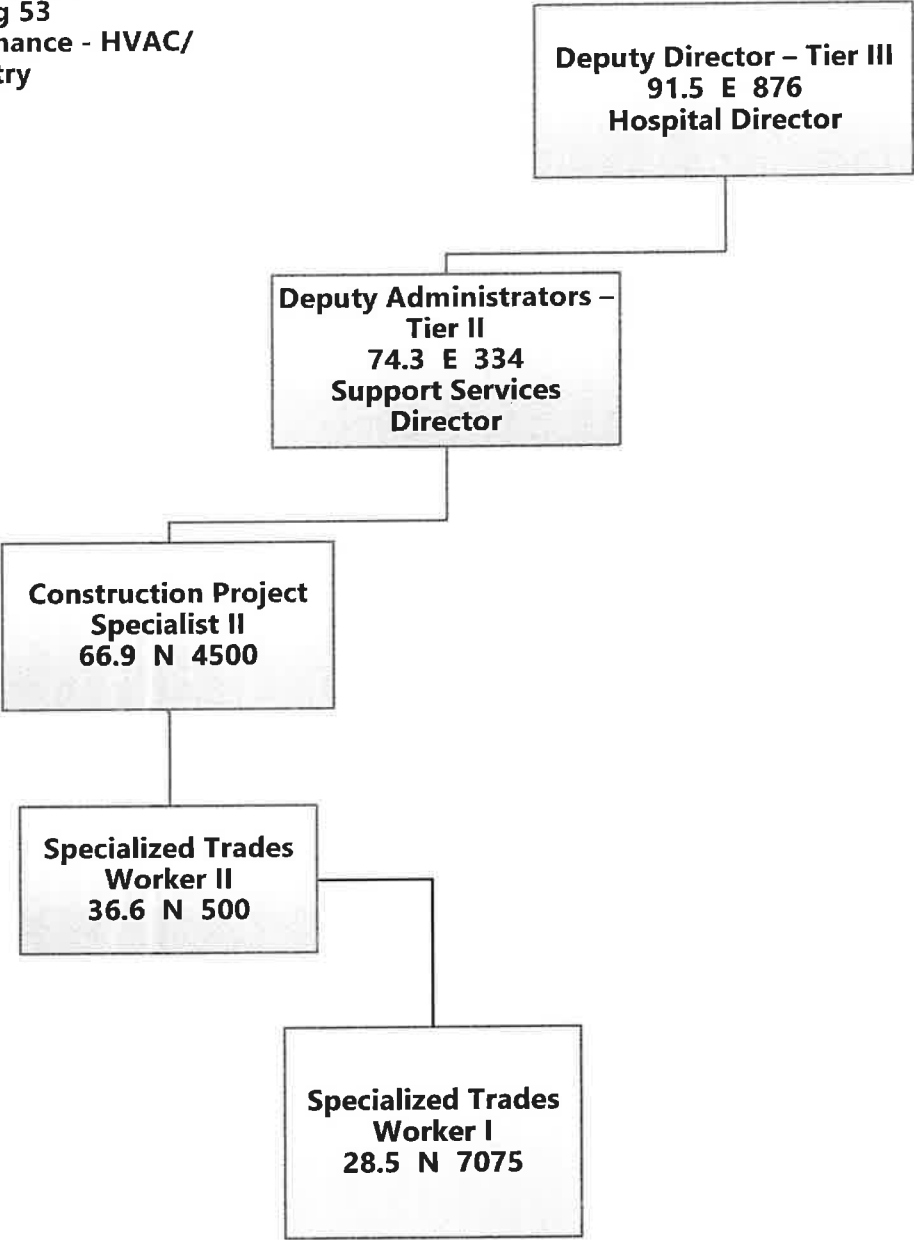
Note: Program Specialist II is an Admin specialist PIN 3902 on B-51

Note: 3492 Retired and 3694 in the place of.

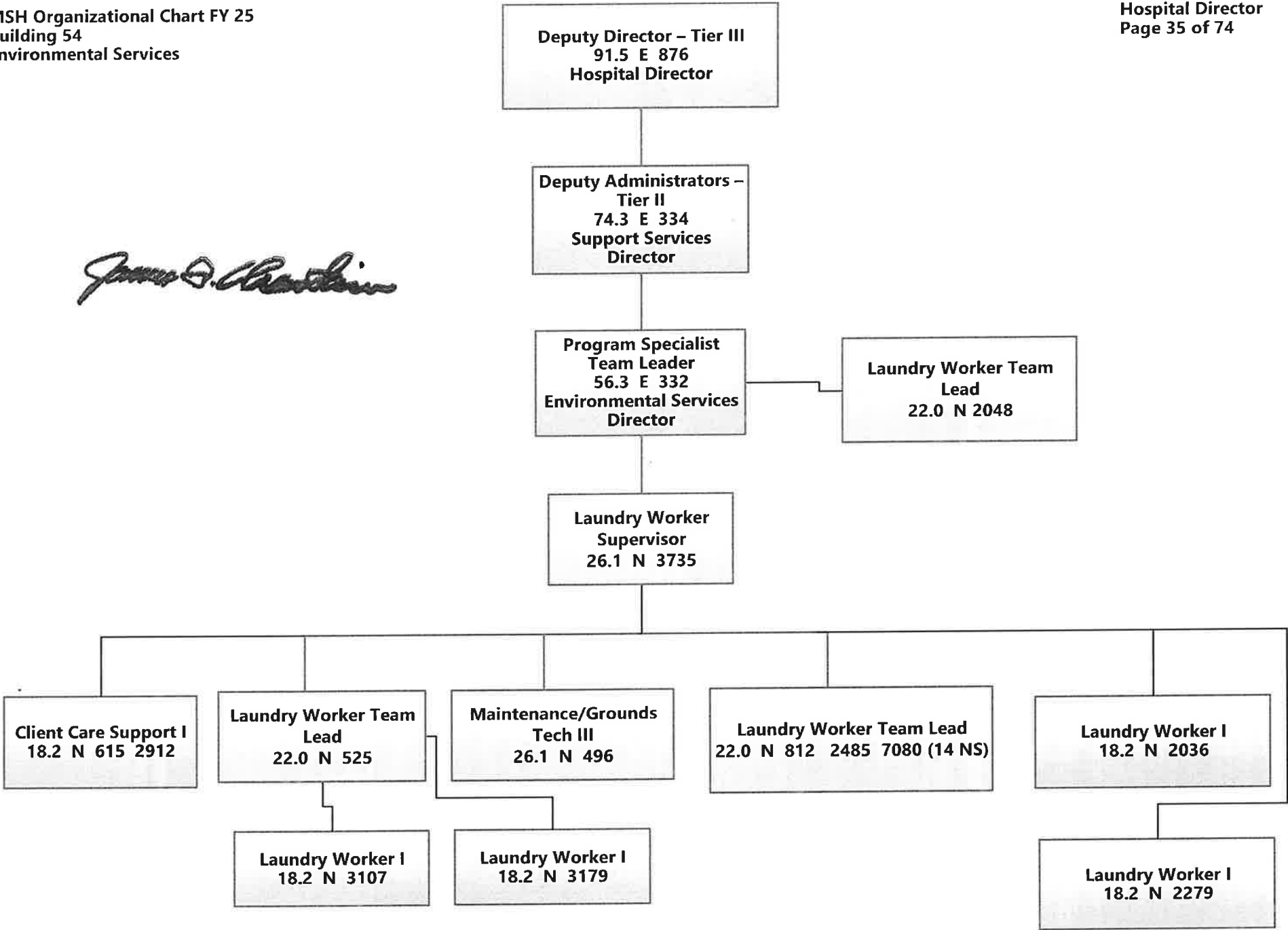
James D. Bartholomew

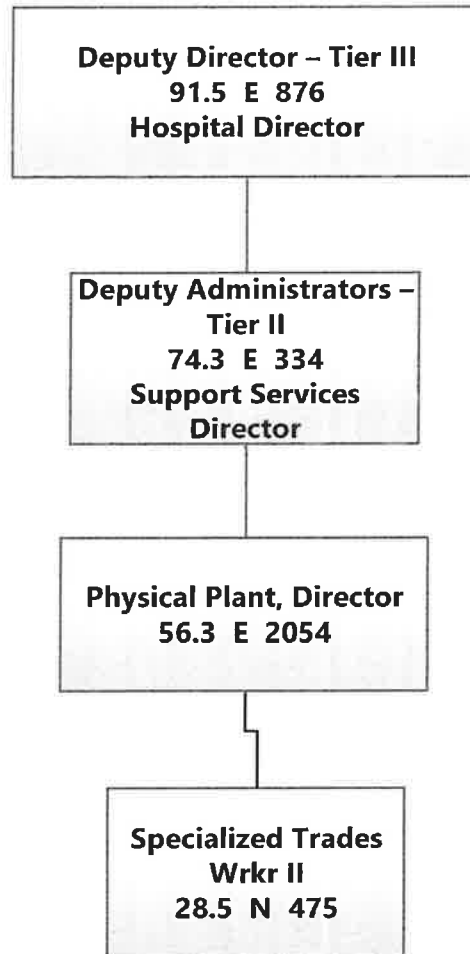


James D. Hamilton



James D. Hamilton



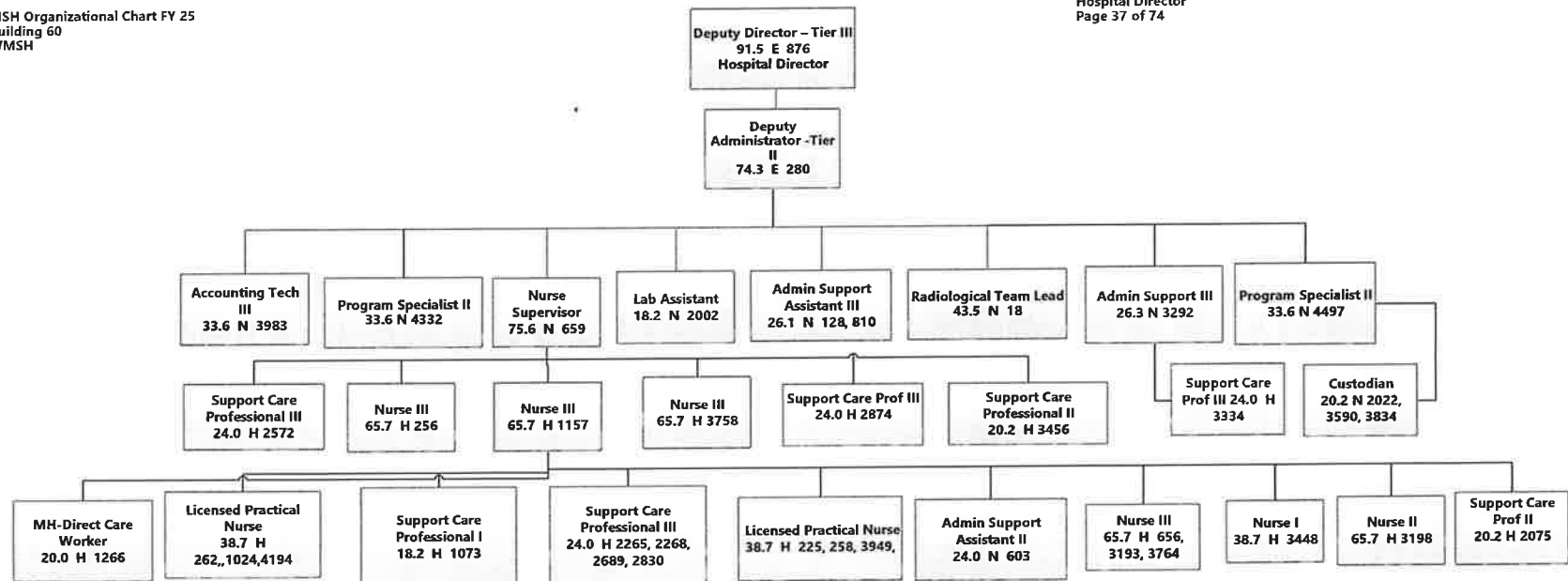


A handwritten signature in black ink, appearing to read "James D. Charleston".

James D. Chastain

MSH Organizational Chart FY 25
Building 60
WMSH

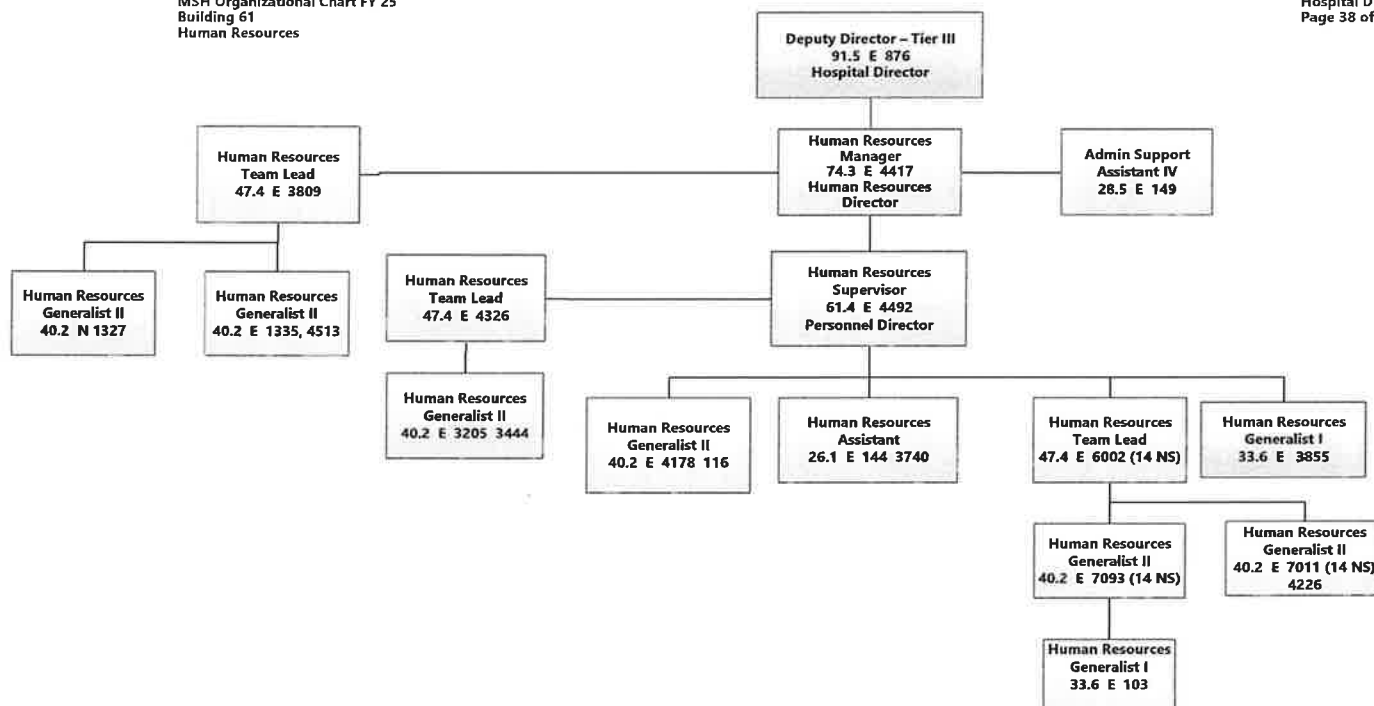
Hospital Director
Page 37 of 74



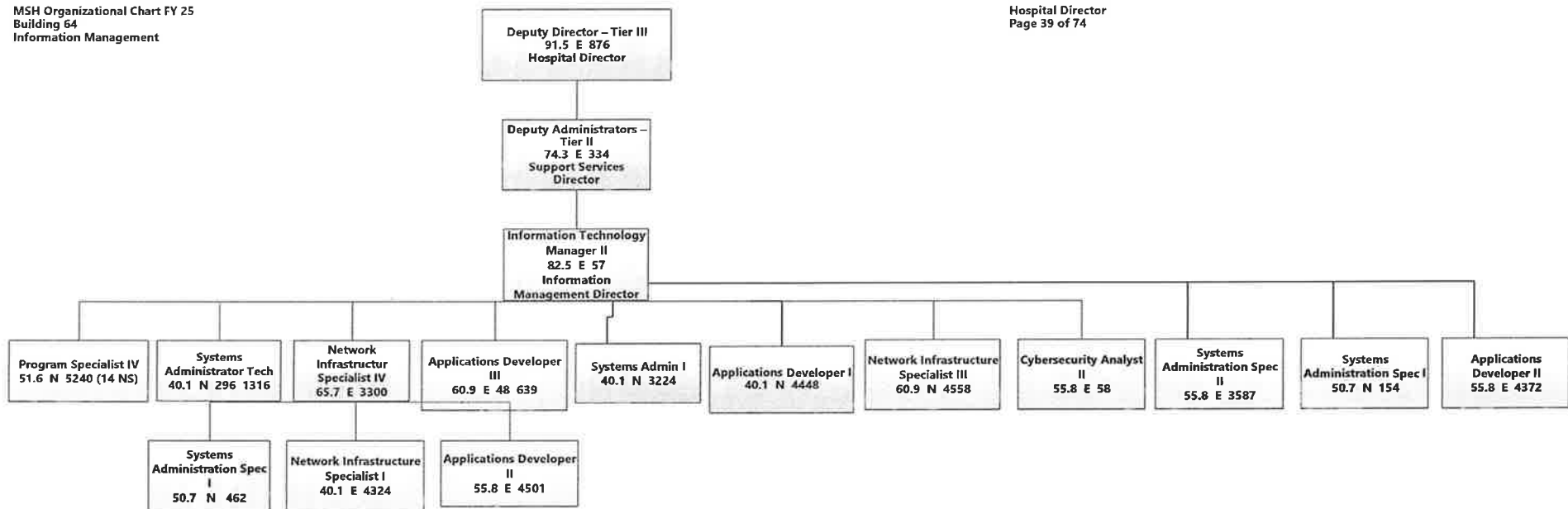
James D. Chastain

MSH Organizational Chart FY 25
Building 61
Human Resources

Hospital Director
Page 38 of 74

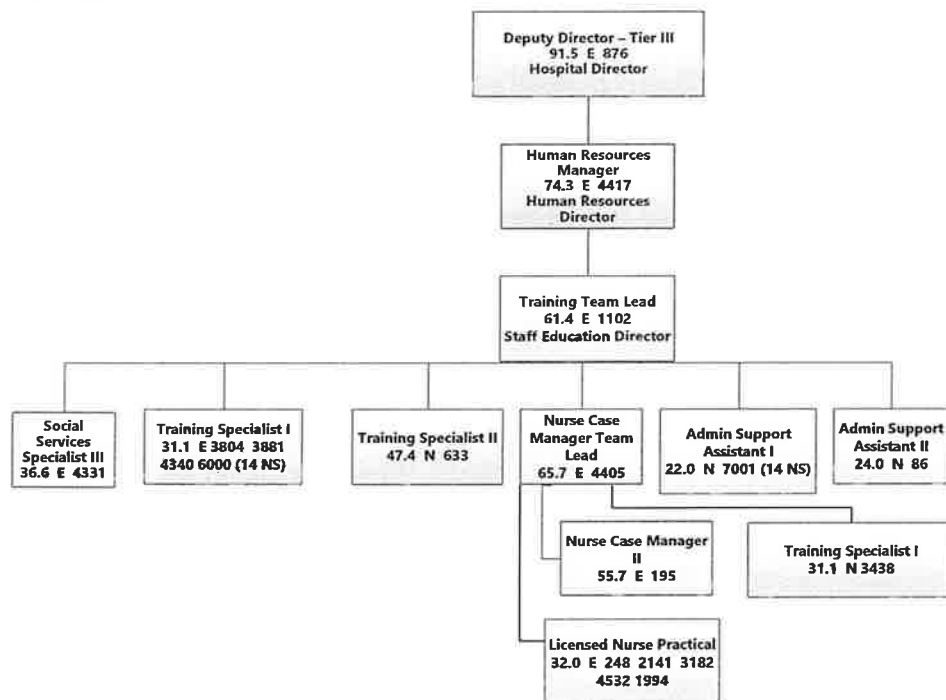


James D. Hamilton



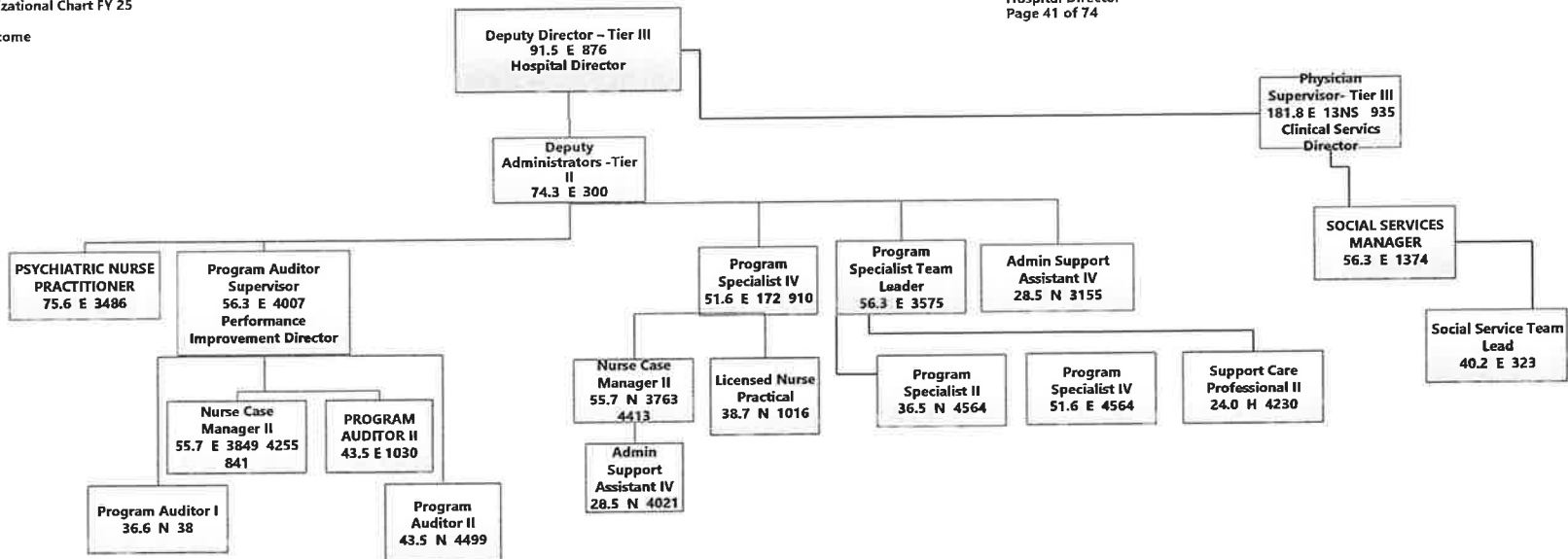
James D. Bartholomew

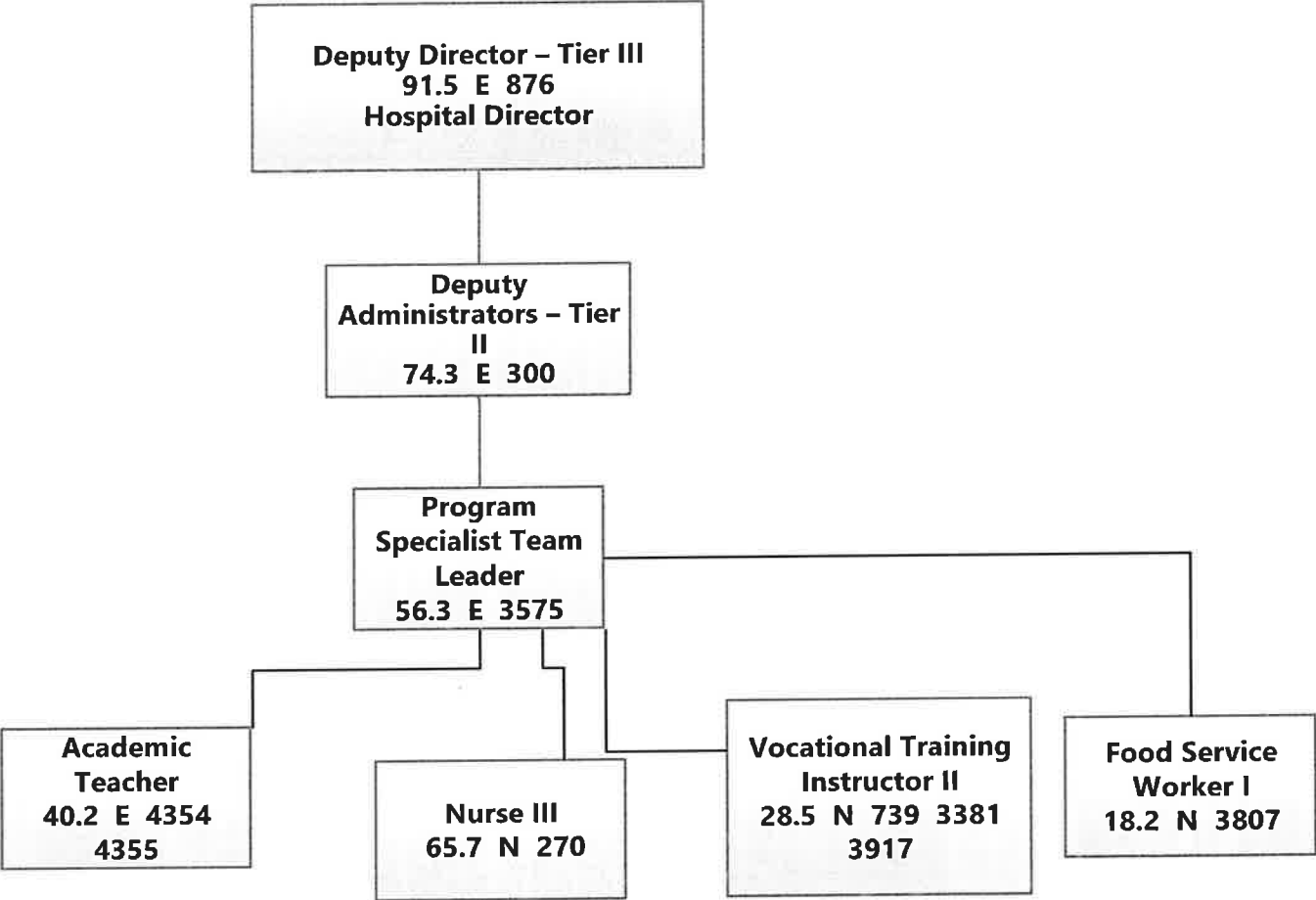
MSH Organizational Chart FY 25
Building 65
Staff Education



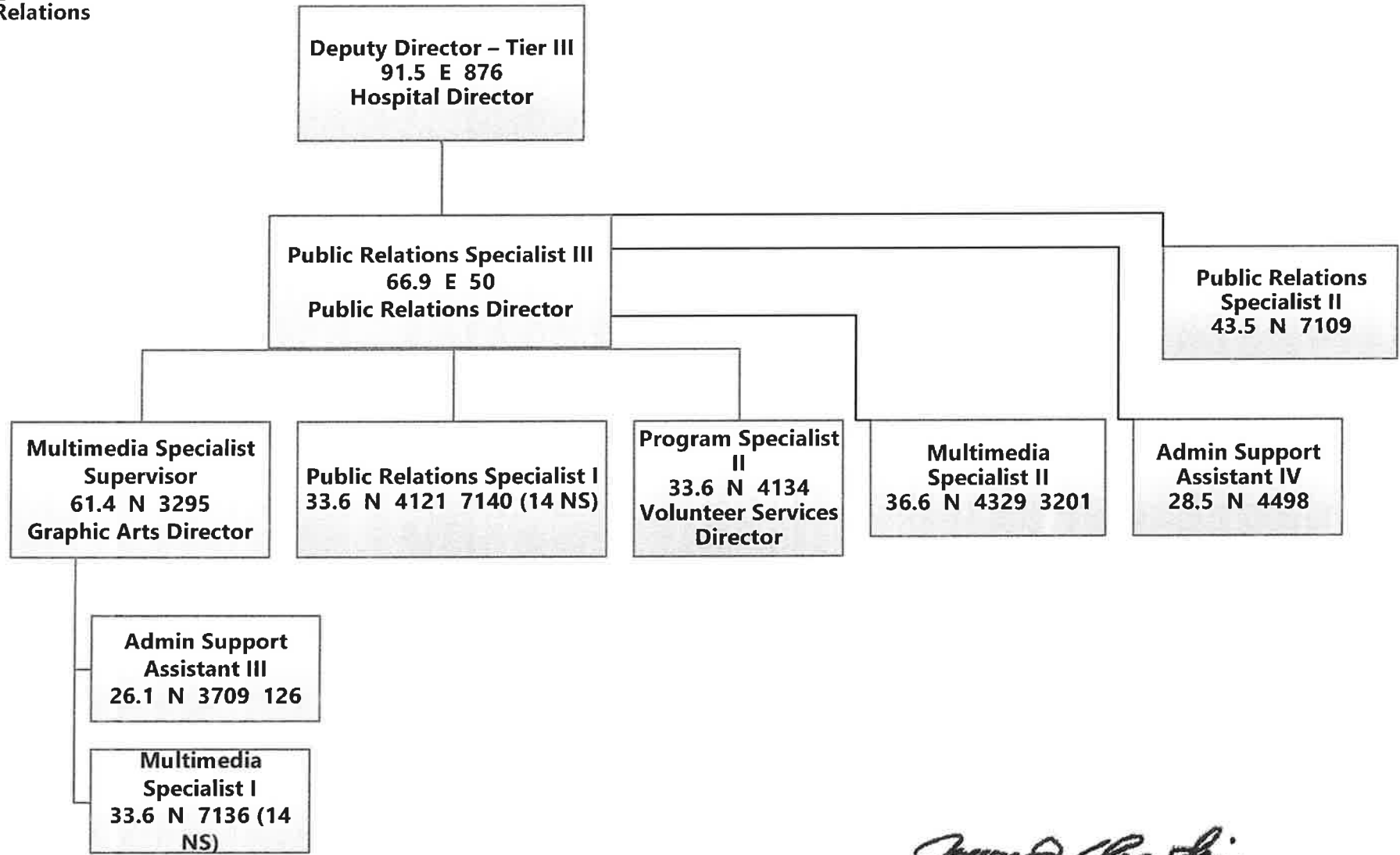
Hospital Director
Page 40 of 74

James D. Chastain

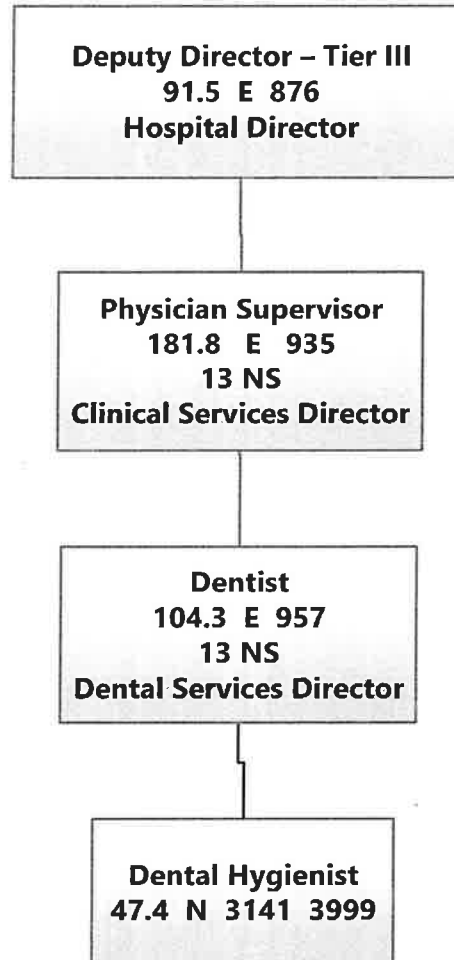




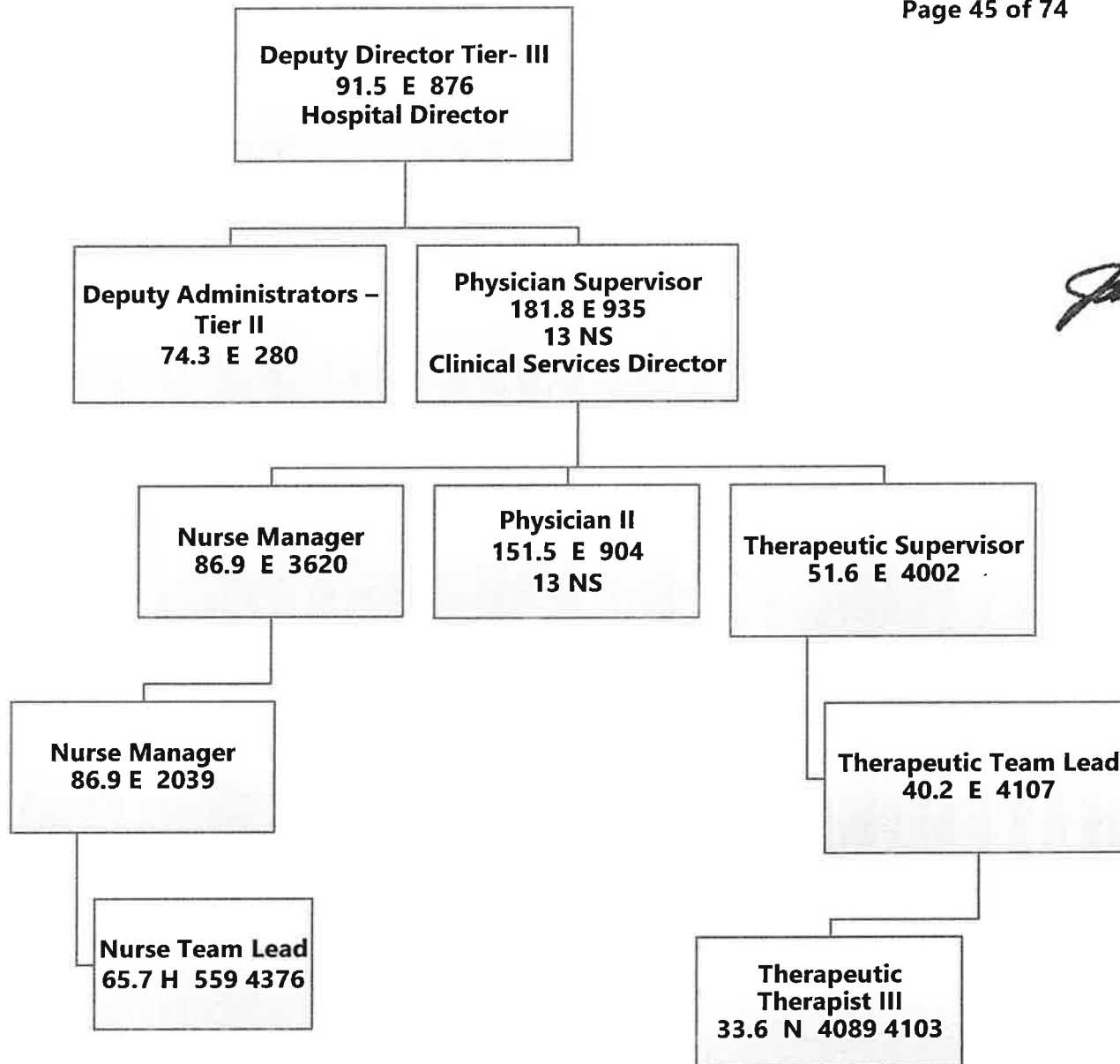
James S. Hamilton



James S. Chastain



James D. Chastain

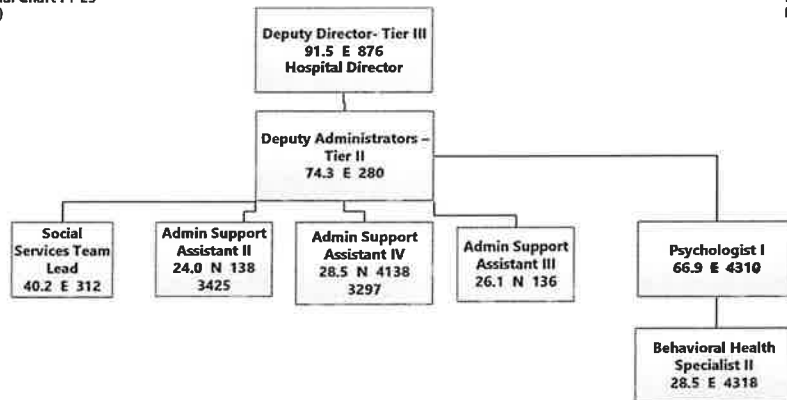


James S. Martin

James D. Chastain

MSH Organizational Chart FY 25
Building 78 (cont.)
JNH Admin

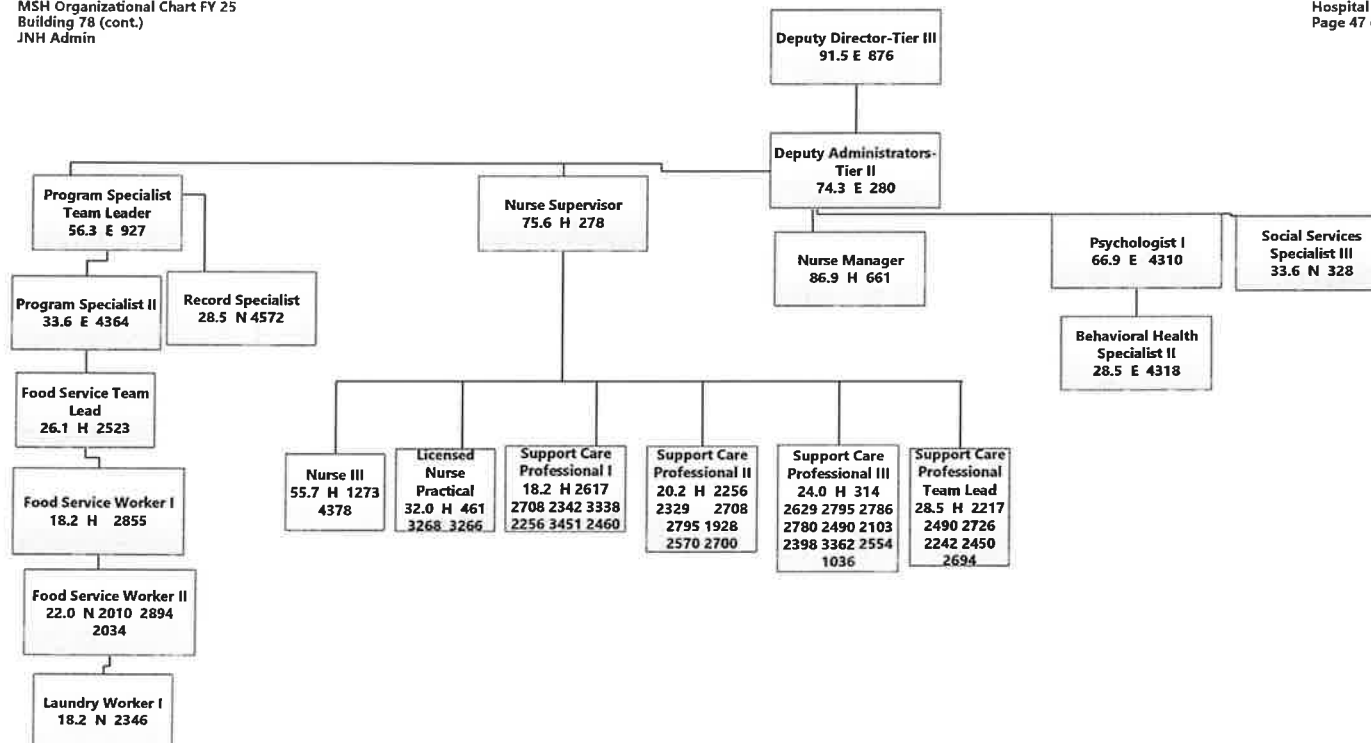
Hospital Director
Page 46 of 74

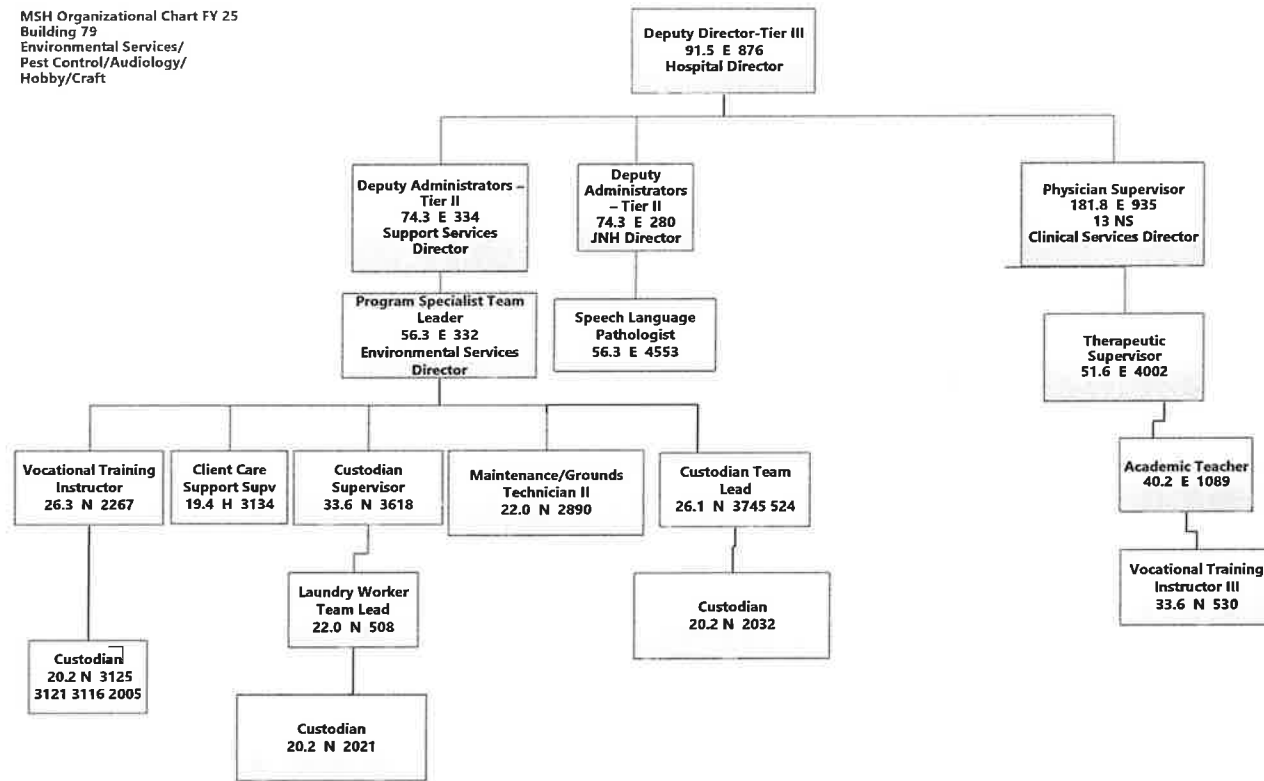


James D. Martin

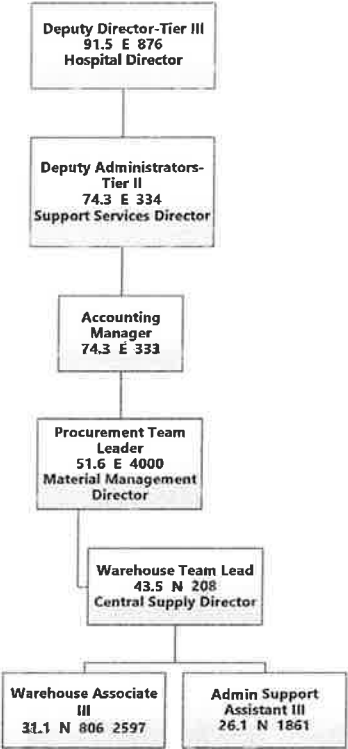
MSH Organizational Chart FY 25
Building 78 (cont.)
JNH Admin

Hospital Director
Page 47 of 74

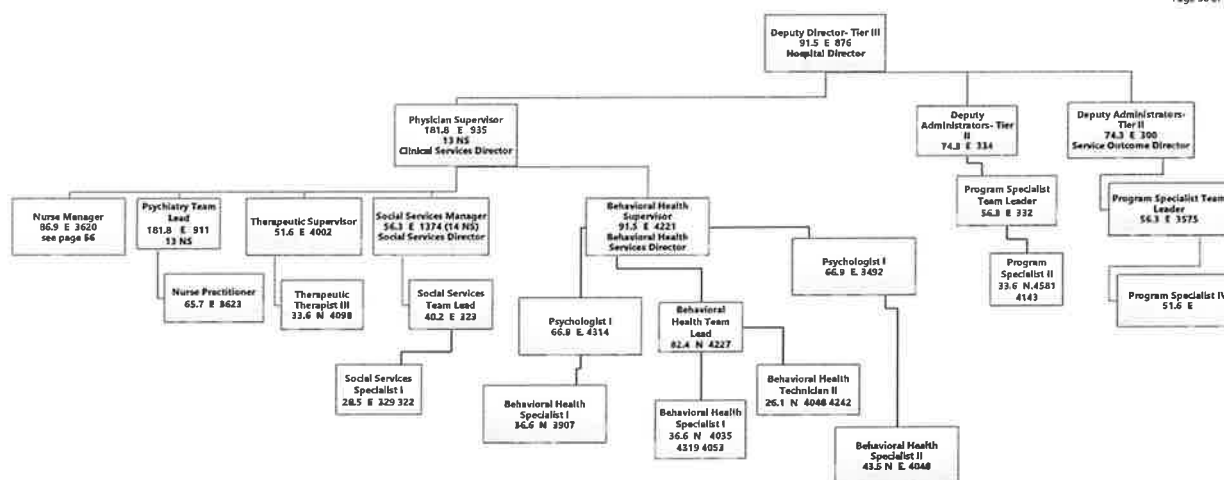


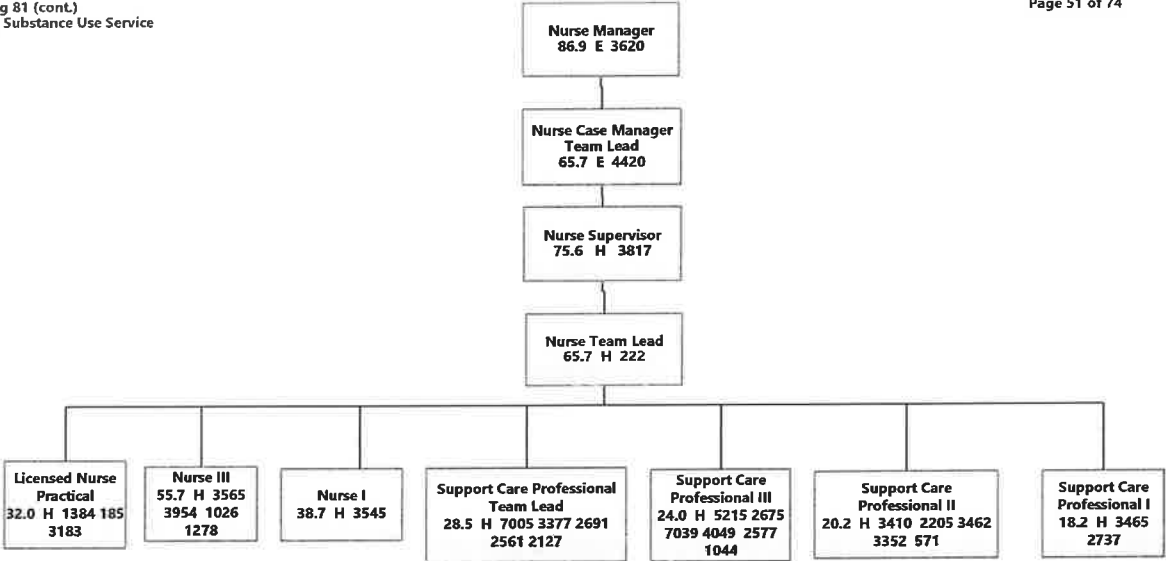


James D. Chastain

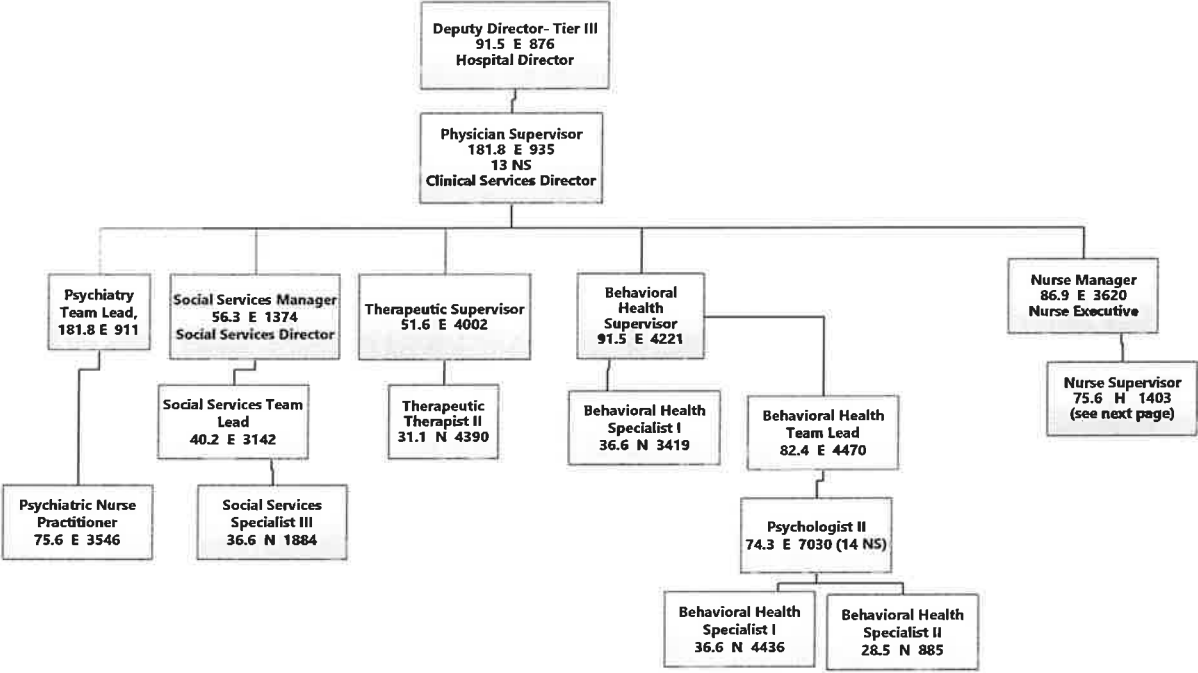


James D. Hamilton



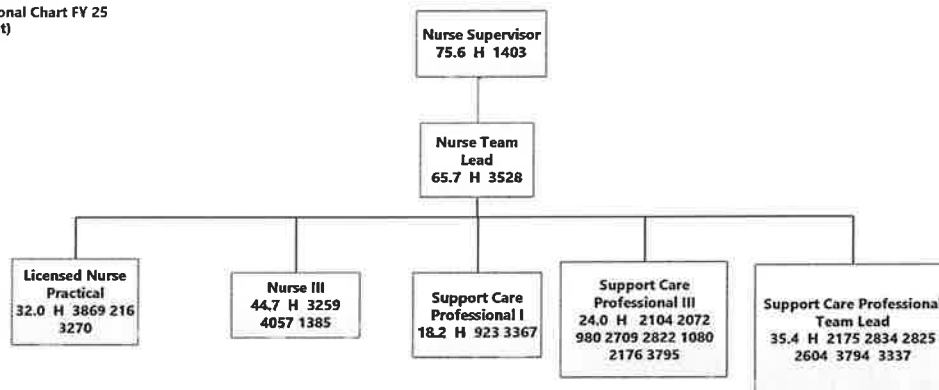


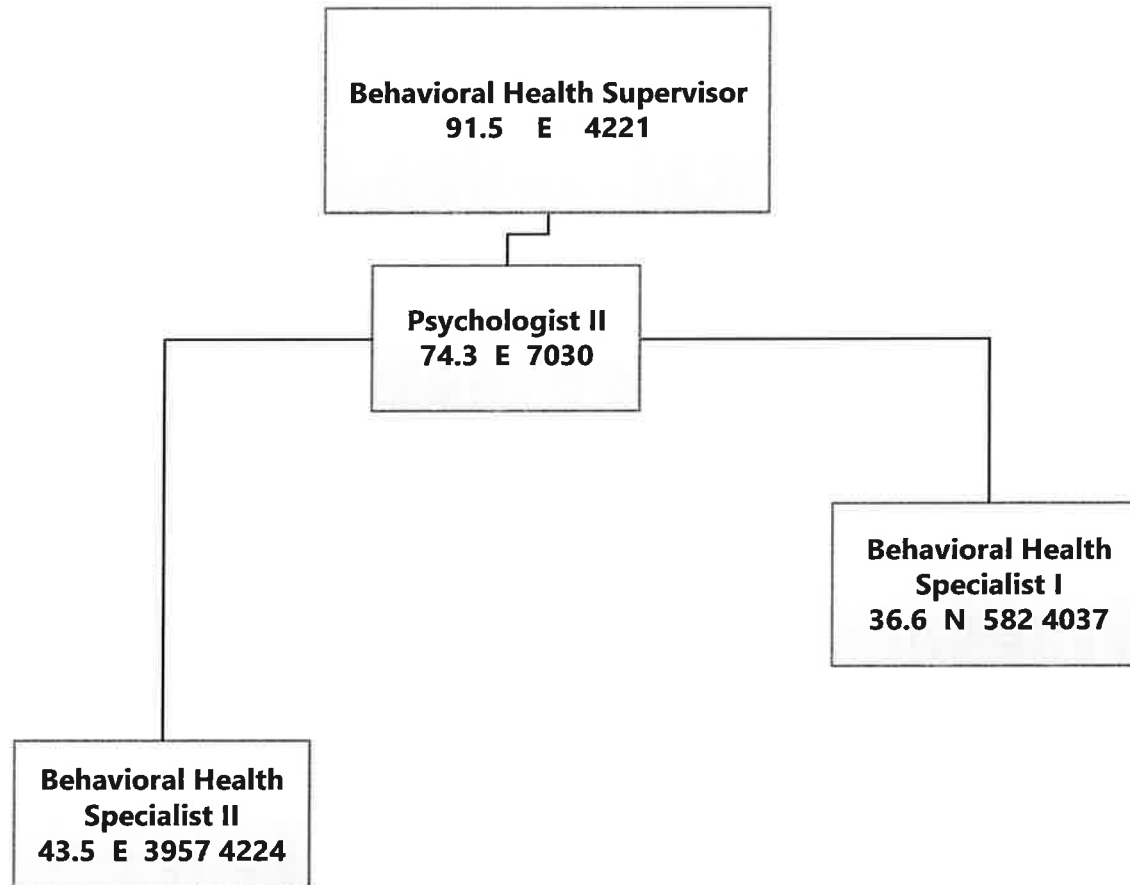
James D. Hartman



James D. Hamilton

James S. Martin



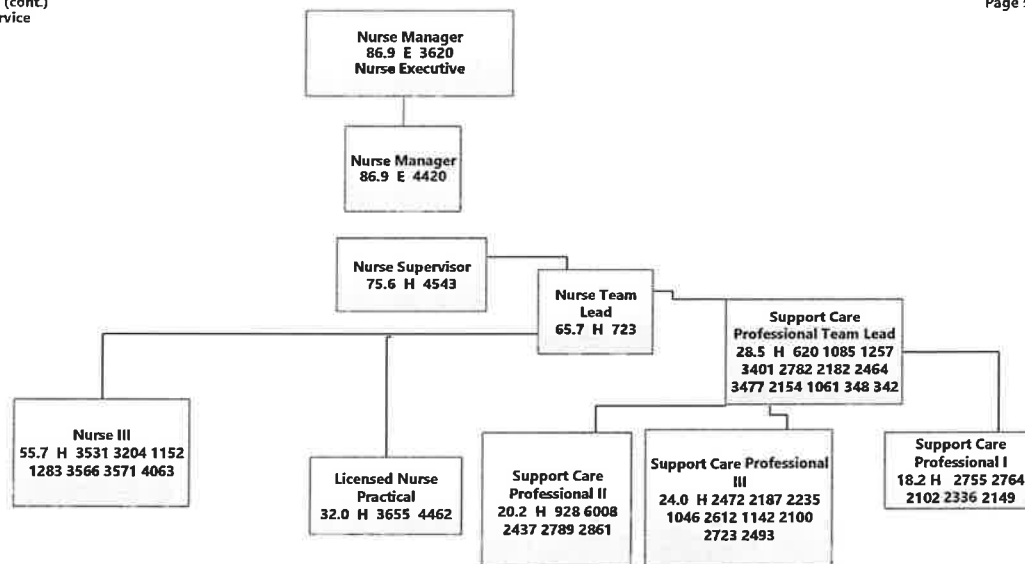


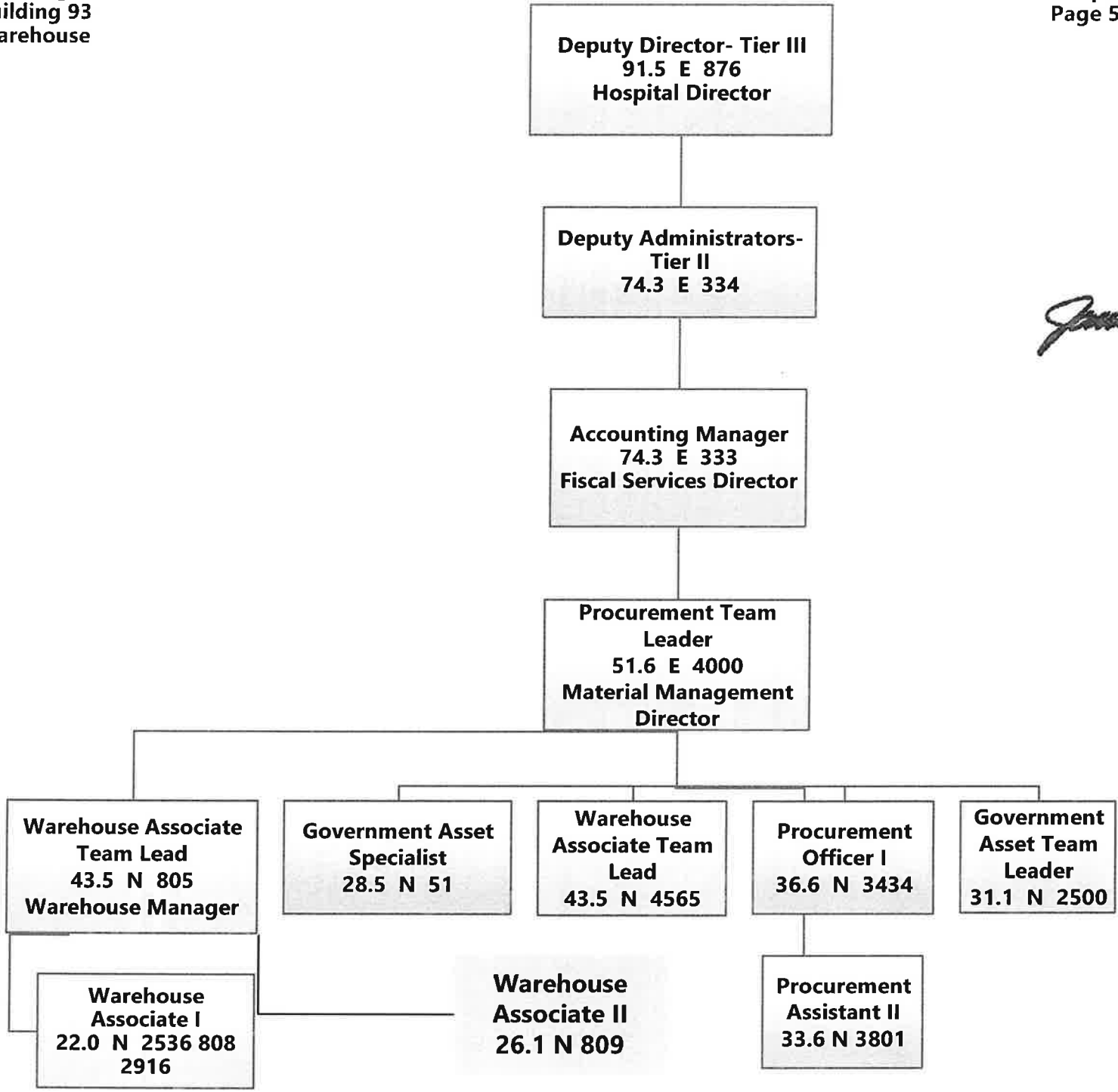
James D. Martin

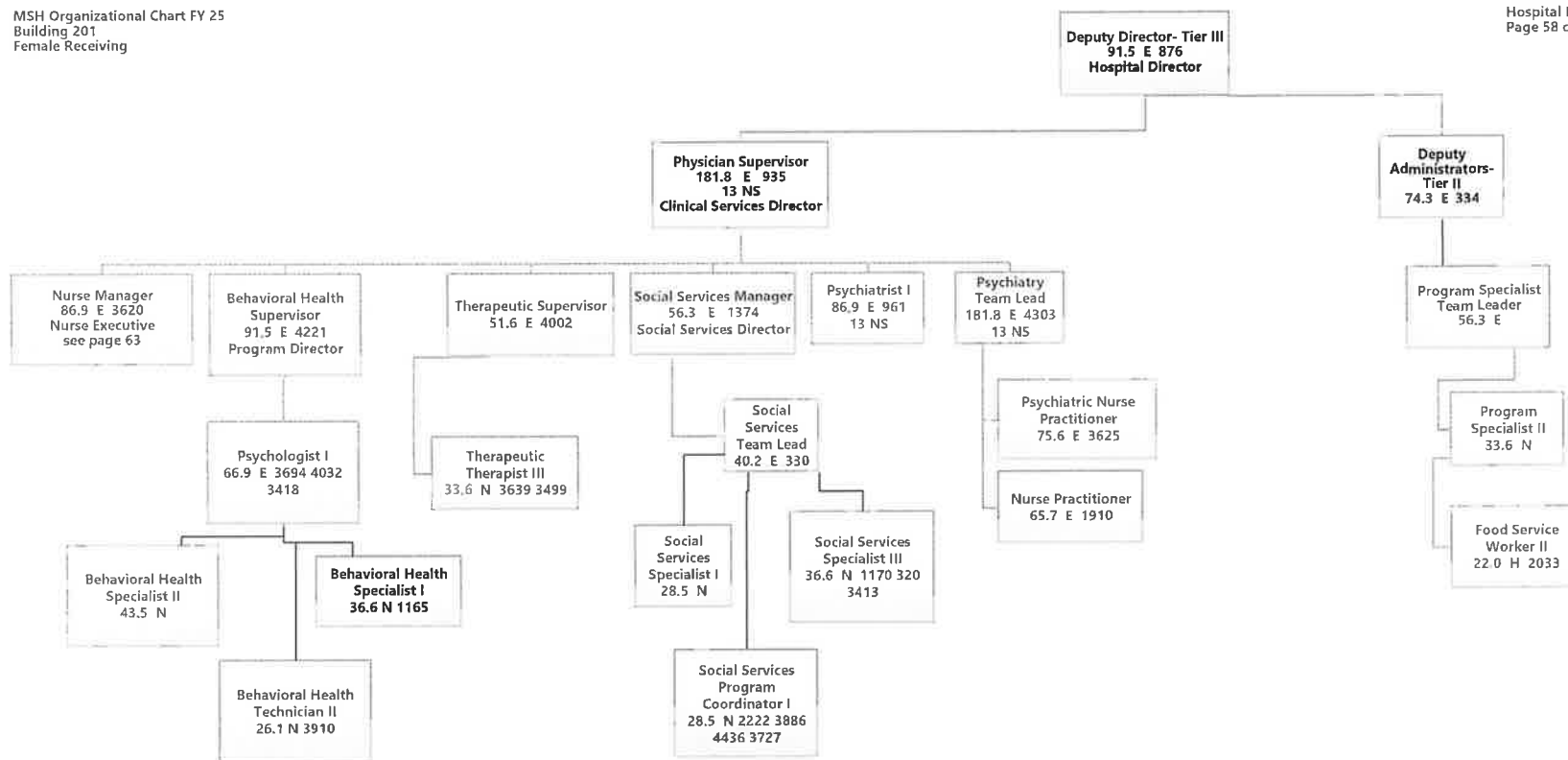
James D. Martin

MSH Organizational Chart FY 25
Building 90 (cont.)
Forensic Service

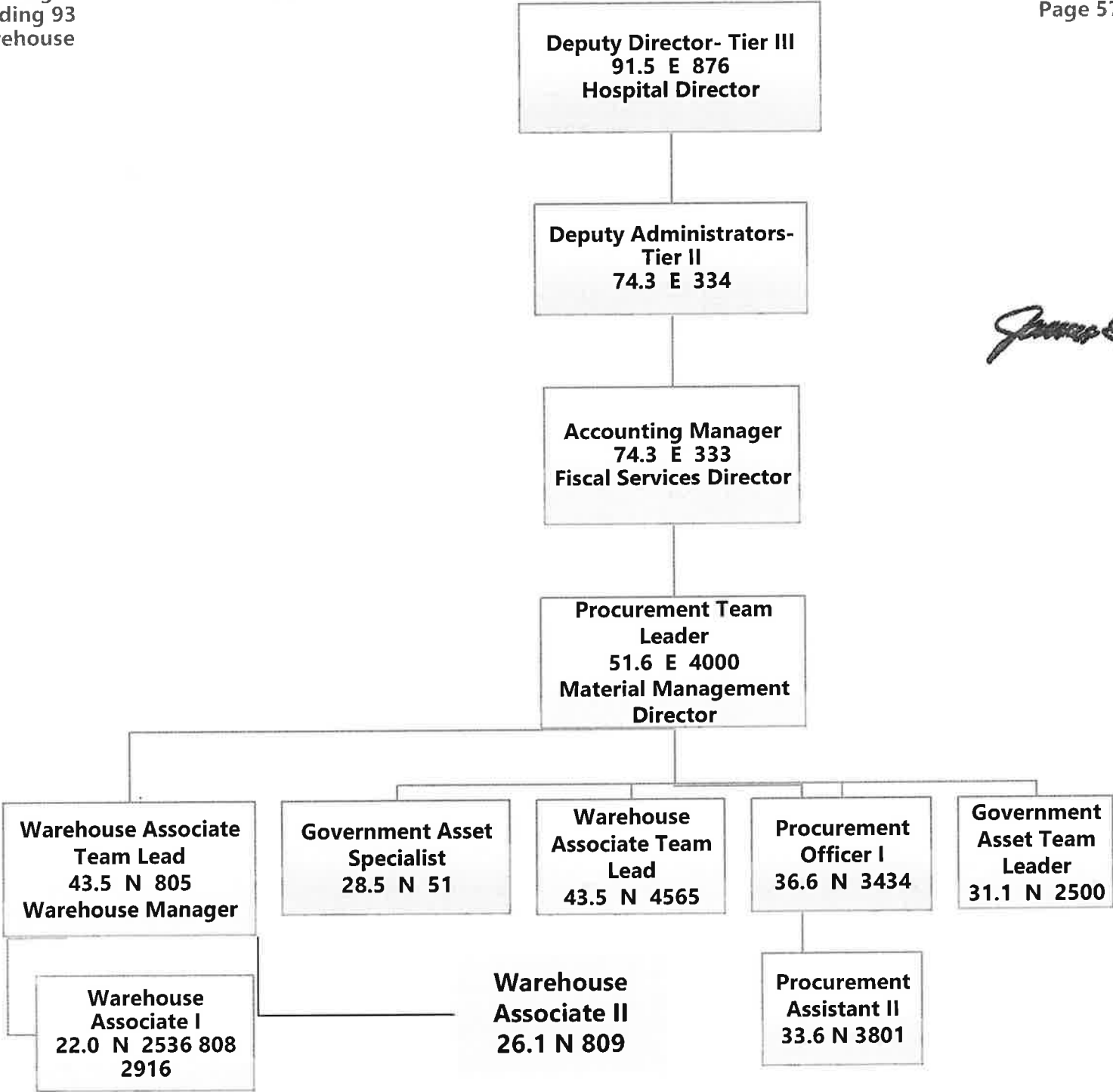
Hospital Director
Page 56 of 74







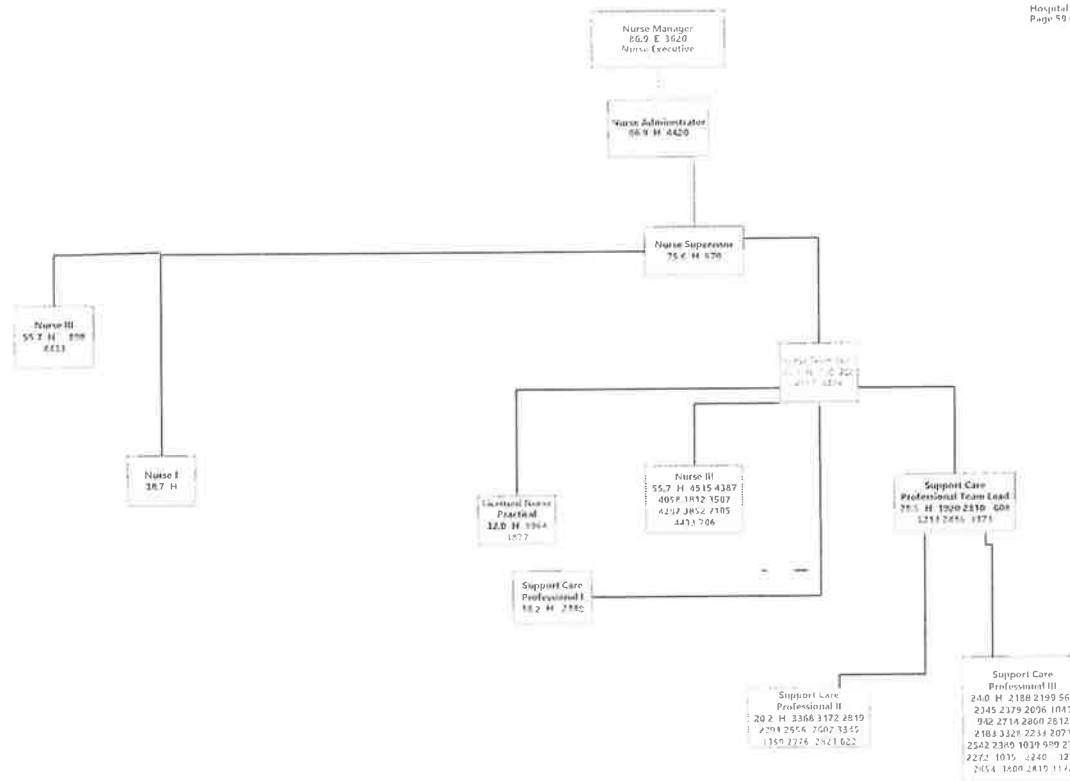
James D. Chastain



James D. Hamilton

James D. Davidson

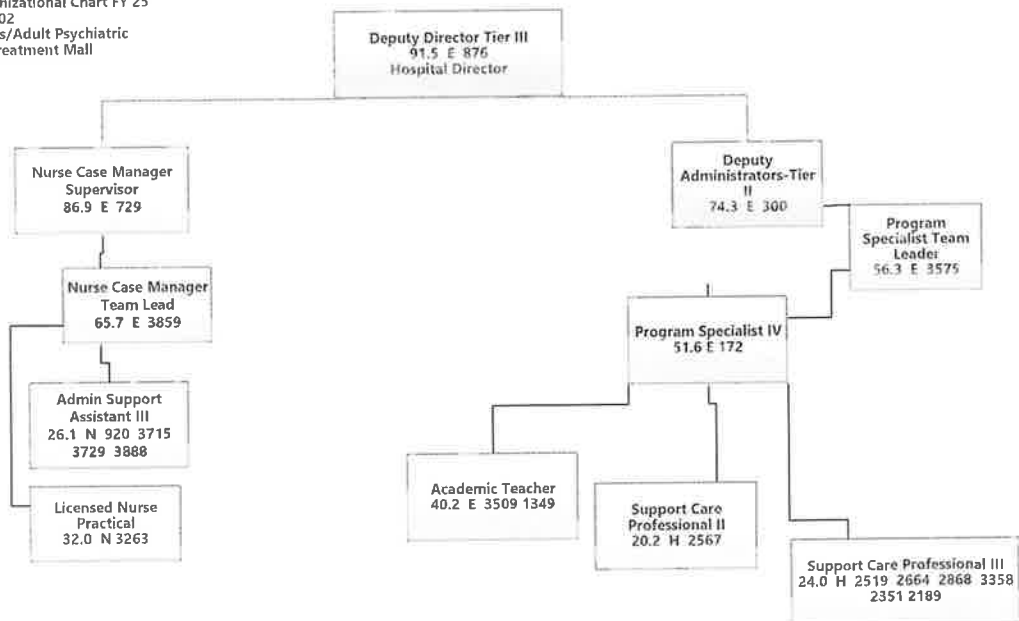
Hospital Director
Page 59 of 73

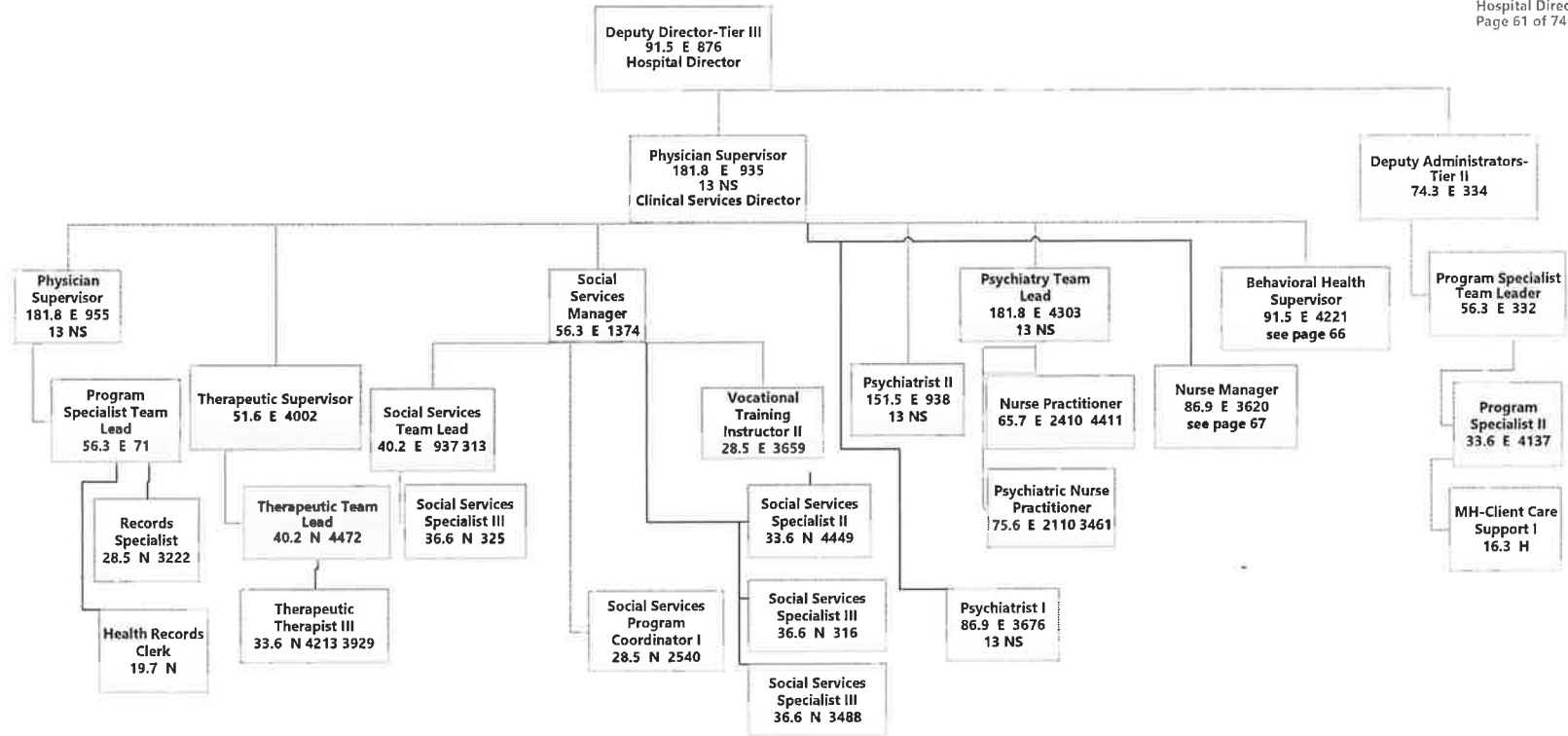


James D. Martin


MSH Organizational Chart FY 25
Building 202
Admissions/Adult Psychiatric
Services Treatment Mall

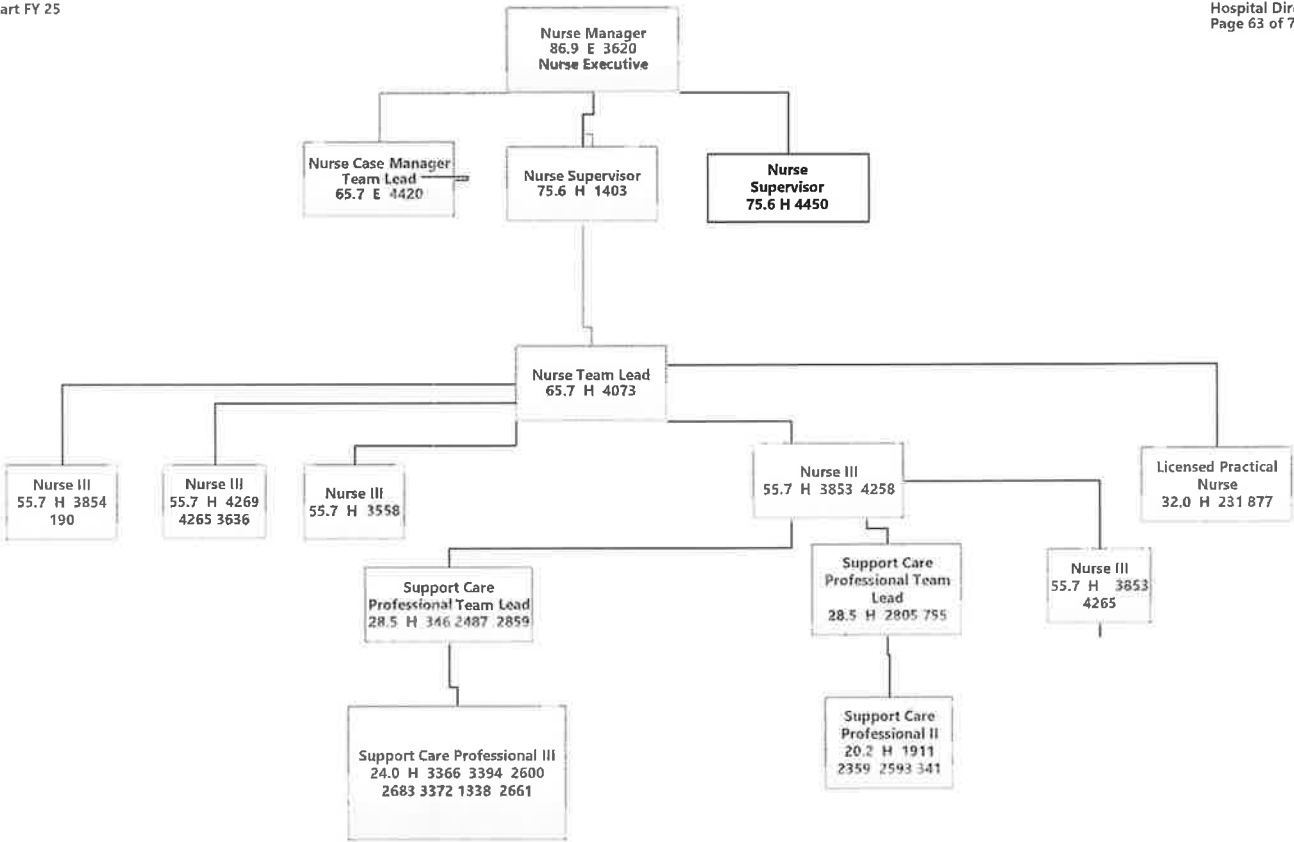
Hospital Director
Page 60 of 74





James D. Hamilton





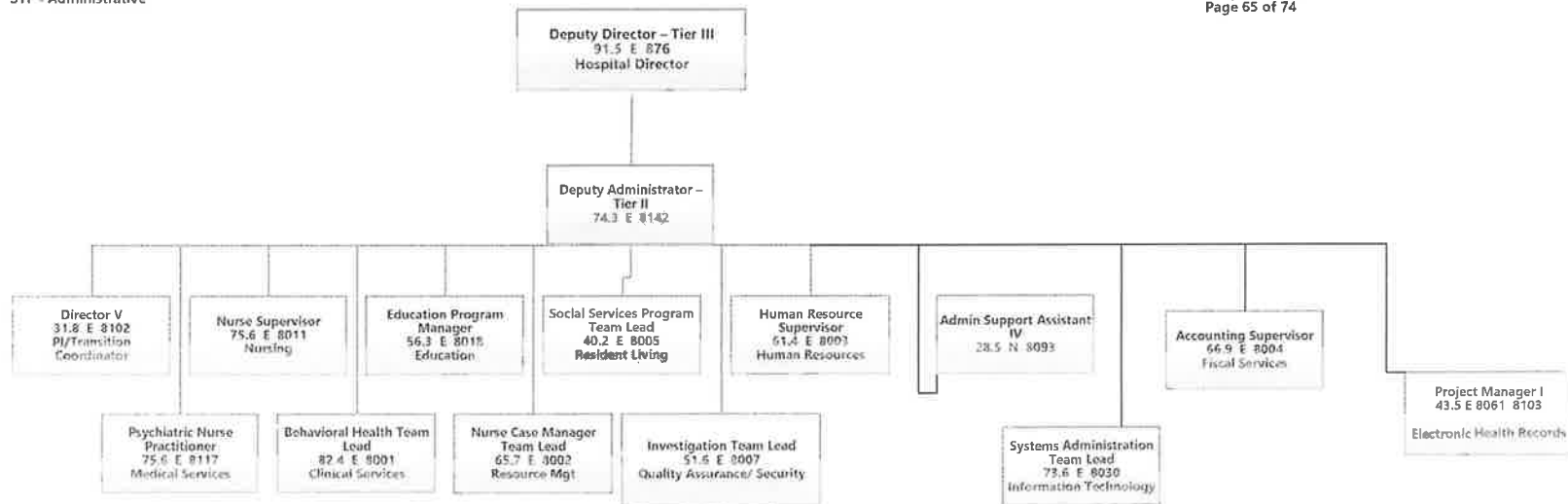
James D. Christian

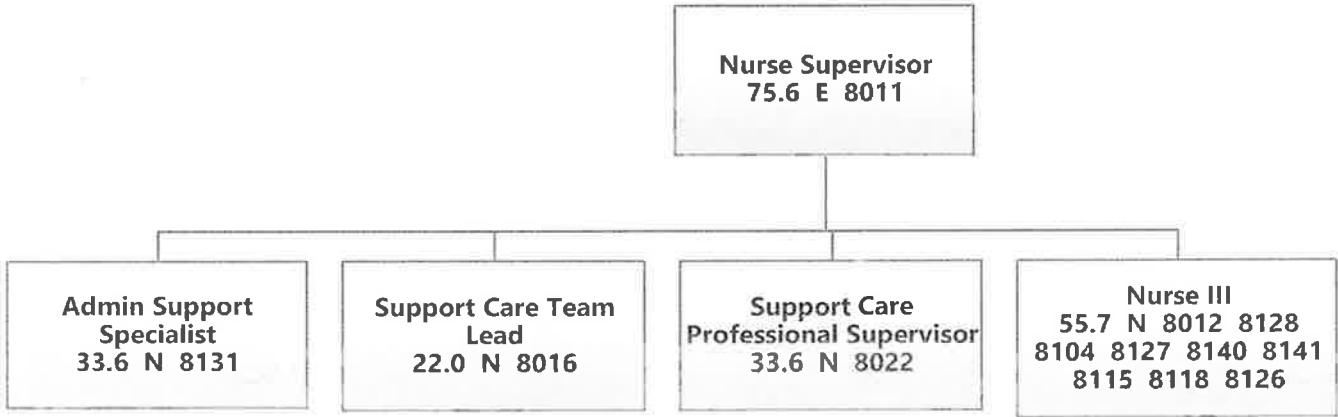


James D. Bartholomew

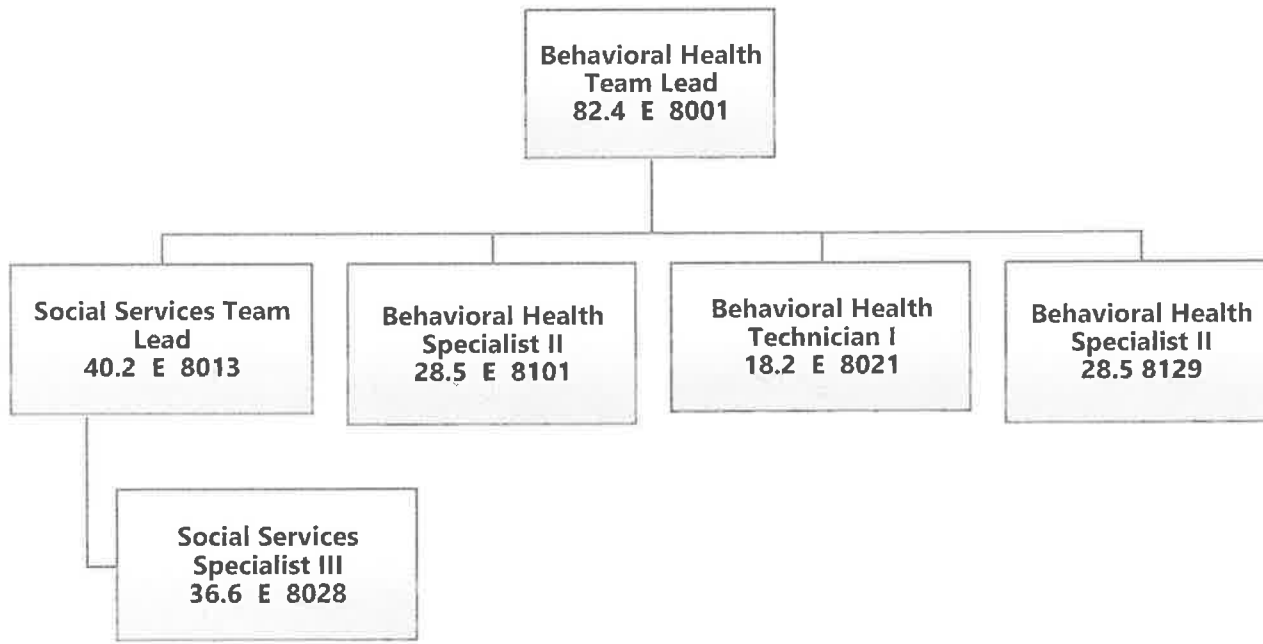
MSH Organizational Chart FY 25
STF - Administrative

Hospital Director
Page 65 of 74

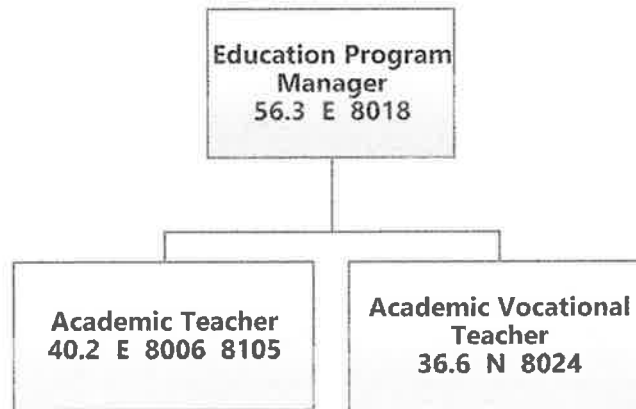




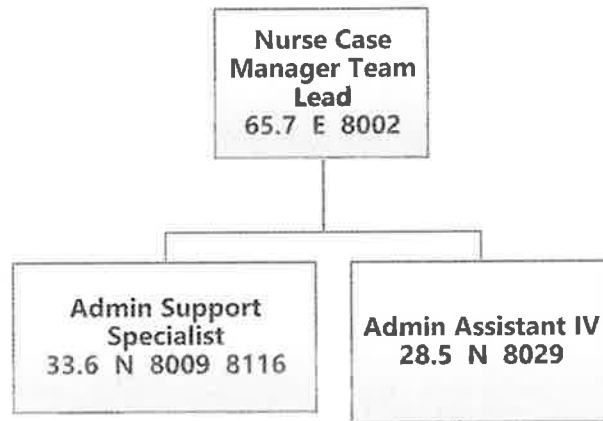
James S. Chastain



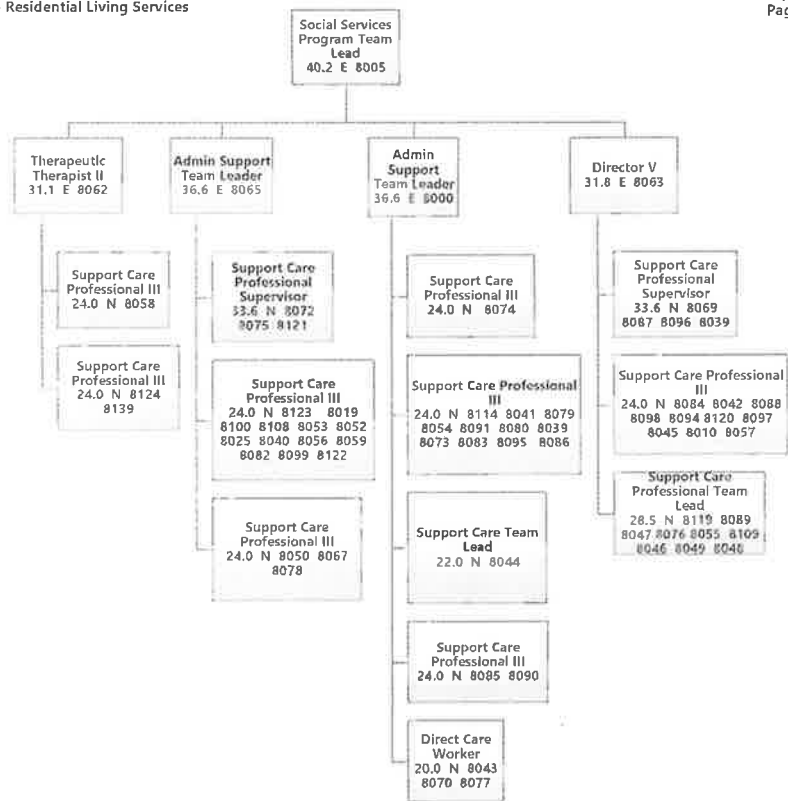
James S. Chastain



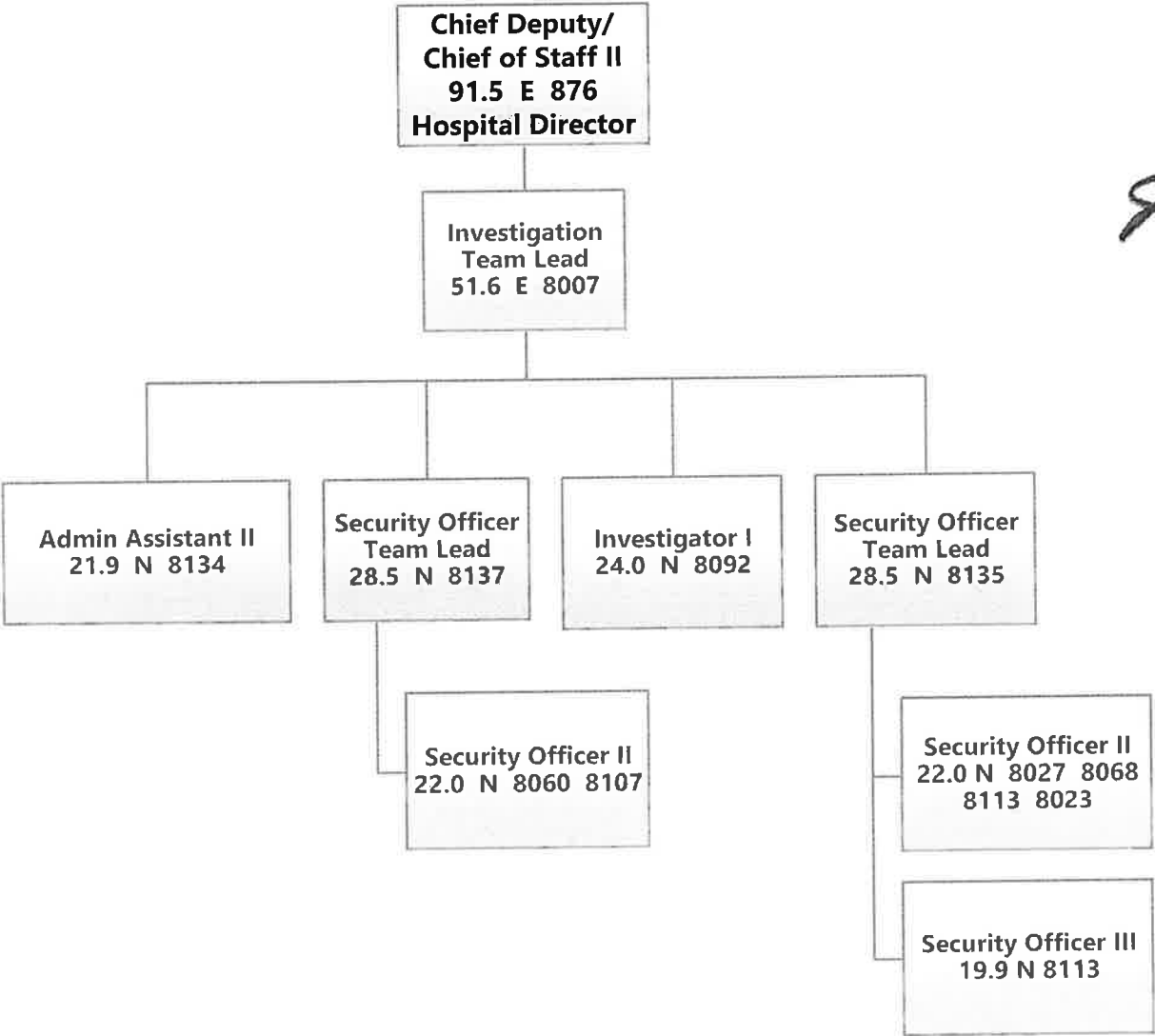
James D. Hamilton

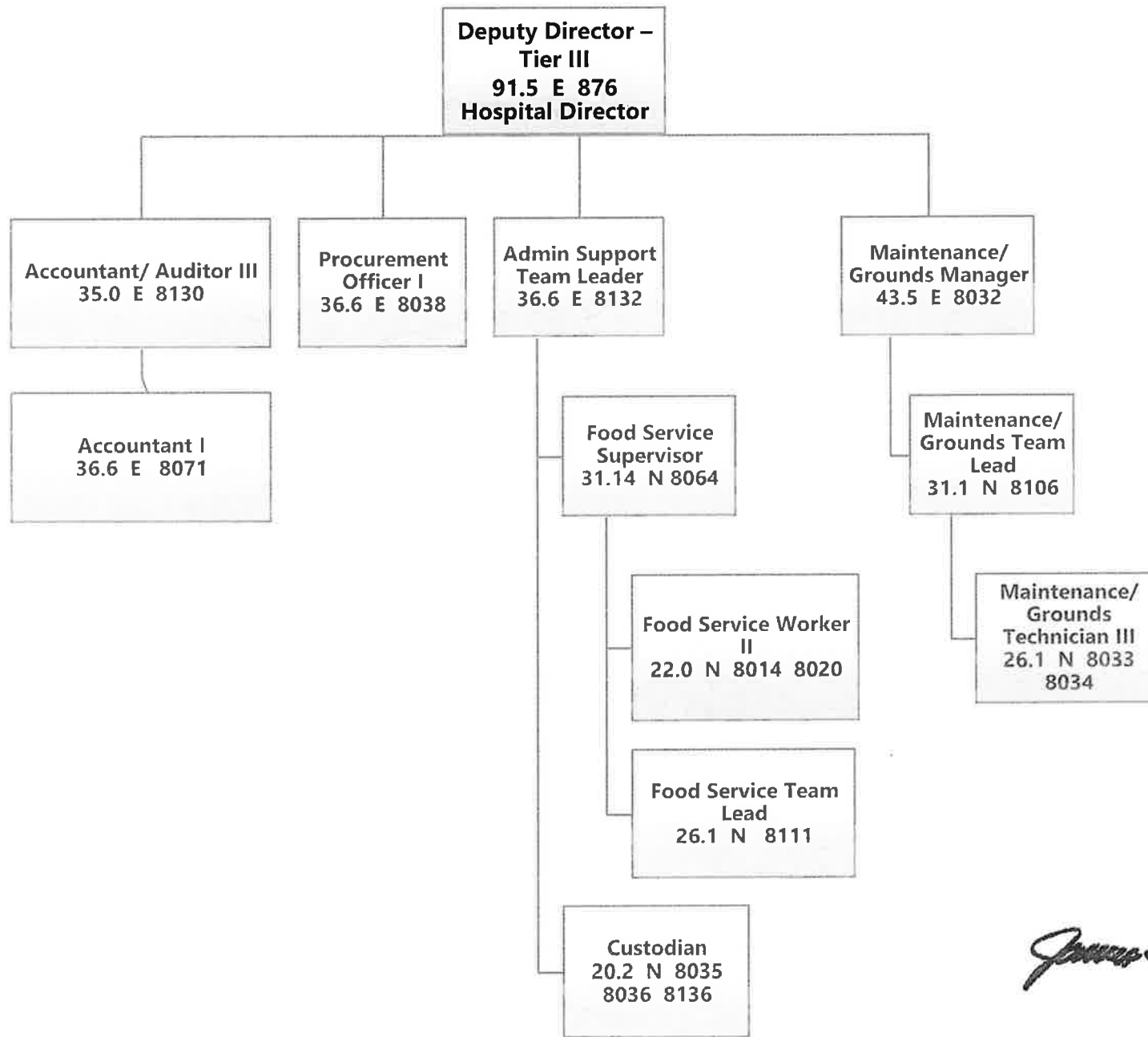


James D. Martin

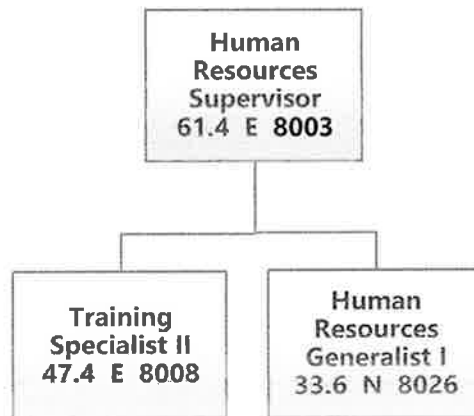


James D. Bastian






James D. Hamilton



James D. Bastian



James D. Hamilton

Agency Revenue Source Report - FY2024 Data

As Required by HB 831, 2015 Legislative Session

And SB 2387, 2016 Legislative Session

***PLEASE COMPLETE PAGE 2**

Agency Name

Mississippi State Hospital

Agency LBO Number

3374

Budget Year

2024

State Support Sources

General Funds

Amount Received

\$ 62,619,824.00

State Support Special Funds

Education Enhancement Funds

Amount Received

\$ -

Health Care Expendable Funds

\$ 3,161,883.00

Tobacco Control Funds

\$ -

Capital Expense Funds

\$ -

Working Cash Reserve Funds

\$ -

BP Settlement Fund

\$ -

Gulf Coast Restoration Fund

\$ -

Coronavirus SFR Fund

\$ -

Coronavirus SFR Lost Revenue Fund

\$ -

List all Federal Funds at its most specific level, such as an office or division, include name of grant, grantor, not the federal department.

Federal Funds

Fund Name	Fund Number	Action or results promised in order to receive funds	Amount Received	FY End Balance
Federal Fund #1			\$ -	\$ -
Federal Fund #2			\$ -	\$ -
Federal Fund #3			\$ -	\$ -
Federal Fund #4			\$ -	\$ -

Description of any Maintenance of Effort agreements entered into with any federal agency or subdivision thereof

Add Rows for Additional Federal Funds

Budgeted Special Funds

Fund Name	Fund Number	Created in Statute or by Agency?	Statute Fund Created	Amount Received	FY End Balance
Whitfield Hosp Inm	3337400000	Statute	Unknown	\$ 49,056,201.00	\$ 8,256,181.00
Special Fund #2	3337400000	Statute		\$ -	\$ -
Special Fund #3	3337400000	Statute		\$ -	\$ -
Special Fund #4	3337400000	Statute		\$ -	\$ -

Total Special Fund Revenue

\$ 49,056,201.00

Revenue from Tax, Fine or Fee Assessed

Private Pay Patient Fees

Amount Assessed

\$ 2,415,908.00

Fund Deposited: 3337400000

Amount Collected

\$ 2,415,908.00

Authority to Collect (Code Section)

\$41-4-7

Method of Determining Assessment

Based on cost of adequate patient care and length of stay required for diagnosis, as well as patient's ability to pay.

Method of Collection

Private pay billing following the month of services rendered.

Amt. & Purpose for which Expended
Purpose

Amount

To reimburse Mississippi State Hospital for services rendered in the treatment of and stay of patients not covered by a third party provider.

\$ 2,415,908.00

Amount Transferred to General Fund
Authority for Transfer to General Fund
Amount Transferred to Other Entity
Authority for Transfer to Other Entity
Name of Other Entity

\$	-
N/A	
\$	-
N/A	
N/A	

Medical Record Photocopies
Fund Deposited: 3337400000

Amount Assessed
Amount Collected
Authority to Collect (Code Section)

\$	1,154.00
\$	1,154.00
	§25-61-7

Method of Determining Assessment

Based on medical record requests from third parties and the volume of requests.

Method of Collection

At the time medical record copies are requested.

Amt. & Purpose for which Expended
Purpose

Amount

To reimburse Mississippi State Hospital for the actual cost of searching, reviewing, duplicating, and method of delivery.

\$ 1,154.00

Amount Transferred to General Fund
Authority for Transfer to General Fund
Amount Transferred to Other Entity
Authority for Transfer to Other Entity
Name of Other Entity

\$	-
N/A	
\$	-
N/A	
N/A	

P.O Box Rental
Fund Deposited: 3337400000

Amount Assessed
Amount Collected
Authority to Collect (Code Section)

\$	22,065.00
\$	22,065.00
	39 U.S. Code §404

Method of Determining Assessment

Based on requests made by the general public for post office boxes and by volume.

Method of Collection

At the time of the post office box rental.

Amt. & Purpose for which Expended
Purpose

To cover the cost of maintaining and developing postal services to meet the needs of Mississippi State Hospital.

Amount

\$ 22,065.00

Amount Transferred to General Fund
Authority for Transfer to General Fund
Amount Transferred to Other Entity
Authority for Transfer to Other Entity
Name of Other Entity

\$ -
N/A
\$ -
N/A
N/A

Employee Physical Fees
Fund Deposited: 3337400000

Amount Assessed
Amount Collected
Authority to Collect (Code Section)

\$ 8,316.00
\$ 8,316.00
§41-4-7

Method of Determining Assessment

Based on employee turnover, new hires, and volume of requests for employee physicals.
At the time of hire.

Method of Collection
Amt. & Purpose for which Expended
Purpose

To reimburse Mississippi State Hospital for services rendered in performing employee physicals.

Amount

\$ 8,316.00

Amount Transferred to General Fund
Authority for Transfer to General Fund
Amount Transferred to Other Entity
Authority for Transfer to Other Entity
Name of Other Entity

\$ -
N/A
\$ -
N/A
N/A

Additional Fund Data including Non-Budgeted Funds
Please include all funds held within MAGIC

#	Fund Name	Fund Number	Created in Statute or by Agency?	MS Code that created Fund	Are there Fund Restrictions? (Y/N)	List Fund Restrictions and/or MS Code Section	Does the Fund Collect Interest? (Y/N)	Interest Collected	Is the Interest Retained or Transferred?	If Interest is Transferred	
										Fund Name	Fund Number
1	MS State Hospital Cafeteria Plan	8836600000	Agency		Y	Funds can only be used by participating cafeteria plan employees	Y	\$ 110.78	Retained		
2	MS State Hospital Contingent Fund	8836000000	Agency		N		Y	\$ 2,199.59	Transferred	State Treasury	2999000000
3	MS State Hospital Dormitory Deposit	8836100000	Agency		Y	Funds can only be used to reimburse housing deposits for employees moving out of employee dormitory or be sent to State Treasury for lost/unreturned key fee.	Y	\$ 1.32	Transferred	State Treasury	2999000000
4	MS State Hospital JNH Resident Trust Fund	8836200000	Agency		Y	Funds are JNH residents and can only be spent for the resident spending.	Y		Retained		
5	MS State Hospital Patient Trust Fund	8836300000	Agency			Funds are MSH patient and can only be spent for the patient spending.	Y		Retained		
6	MS State Hospital Petty Cash	8836500000	Statute		Y	Expended funds must follow DFA guidelines.	N				
7	MS State Hospital Social Security Clearing Account	8836700000	Agency		Y	Funds received are transferred to patient trust funds.	N				
8	MS State Hospital Utilities Account	8836800000	Agency		Y	Funds are received from employees living in staff housing to pay their portion of monthly utility bills.	N				
9	Specialized Treatment Facility Cash Collection	8836900000	Agency		N		N				
10	Specialized Treatment Facility Client Fund	8837000000	Agency		Y	Funds are STF clients and can only be spent for the client spending.	Y	\$ 10.34	Retained		
11	CARES Act - Law Enforcement	6820337400	Agency		Y	Funds were used to pay sworn law enforcement officers' hazard duty pay.	N				
12	MSH CRF Workforce Stabilization	6820337500	Agency		Y	CRF funds transferred from DFA on behalf of the Office of the Governor.	N				
13	Capital Expense	6433740000	Agency		Y	Funds are for capital expense needs, repair and renovations of state-owned properties, and specific projects authorized by the Legislature.	N				

Add Rows for Additional Funds

Can any of the funds be closed or combined with another fund?

Closed fund: If applicable complete the following:

#	Fund Name Closing	Fund Number Closing	Reason the fund(s) can be Closed?	Code Section(s) to be Amended or Repealed?
1	CARES Act - Law Enforcement	6820337400	These were one-time funds.	
2	MSH CRF Workforce Stabilization	6820337500	These were one-time funds.	
3				

Combined funds: If applicable complete the following:

#	Fund Name Closing	Fund Number Closing	Fund Name Combined with	Fund Number Combined with		Code Section(s) to be Amended or Repealed?	Reason the fund(s) can be Combined?	Code Section(s) to be Amended or Repealed?
1								
2								
3								

Does the agency have a fund created by legislation without an associated fund created in the State Treasury?

If applicable complete the following:

#	Code Section	Name of Fund	Reason the fund was not created?	Can the Code Section(s) be Repealed?
1				
2				
3				

Fiscal Year 2026 - SPB HR Budget Request Form

Agency Name: Mississippi State Hospital

Agency Number: 3374

Line Item Requests	Quantity	Total Salary	Total Fringe	Total Need
Total Additional Headcount Need	226	\$7,038,721.25	\$3,254,362.92	\$10,293,084.17
Total Title Change Need	64	\$127,245.38	\$36,328.56	\$163,573.94
Total Salary Progression Need	592	\$799,561.77	\$228,274.89	\$1,027,836.66
Total Equity Adjustment Need	356	\$962,335.54	\$274,746.80	\$1,237,082.34
Total Immediate Labor Market Change Need	0	\$0.00	\$0.00	\$0.00
Total SPB Budget Request	1238	\$8,927,863.94	\$3,793,713.15	\$12,721,577.09

Headcount Increase

*This request is for additional authorized headcounts the agency anticipates hiring in the upcoming fiscal year. Requested increases should only be included if the agency can not meet the staffing needs with the current vacancy compliance headcounts and funding.

Title	Reason	Quantity	Total Salary	Total Fringe	Total Need
See Attached	See Attached	226	\$7,038,721.25	\$3,254,362.92	\$10,293,084.17
					\$0.00
					\$0.00
Total Additional Headcount Need		226	\$7,038,721.25	\$3,254,362.92	\$10,293,084.17

Title Changes

*Group similar requests for similar reasons

Old Title	New Title	Current Salary	Requested Salary	Quantity	Increase Amt	Fringe	Total Need
See Attached	See Attached	See Attached	See Attached	64	\$127,245.38	\$36,328.56	\$163,573.94
							\$0.00
							\$0.00
Total Title Change Need				64	\$127,245.38	\$36,328.56	\$163,573.94

In-Range Adjustments - Salary Progression

*Group similar requests for similar reasons

Current Title	Reason	Current Salary	Requested Salary	Quantity	Increase Amt	Fringe	Total Need
See Attached	Longevity Increases	See Attached	See Attached	592	\$799,561.77	\$228,274.89	\$1,027,836.66
							\$0.00
							\$0.00
Total Salary Progression Need				592	\$799,561.77	\$228,274.89	\$1,027,836.66

In-Range Adjustments - Equity Adjustment

*Group similar requests for similar reasons

Current Title	Reason	Current Salary	Requested Salary	Quantity	Increase Amt	Fringe	Total Need
See Attached	See Attached	See Attached	See Attached	356	\$962,335.54	\$274,746.80	\$1,237,082.34
							\$0.00
							\$0.00
Total Equity Adjustment Need				356	\$962,335.54	\$274,746.80	\$1,237,082.34

In-Range Adjustments - Immediate Labor Market Changes

*Group similar requests for similar reasons

Current Title	Reason	Current Salary	Requested Salary	Quantity	Increase Amt	Fringe	Total Need
See Attached	See Attached	See Attached	See Attached	0	\$0.00	\$0.00	\$0.00
							\$0.00
							\$0.00
Total Immediate Labor Market Change Need				0	\$0.00	\$0.00	\$0.00

Continuation of Existing Vacancy Funding

*This request should be the vacant headcount and funding the agency believes they will fill in the upcoming fiscal year or are currently out for recruitment in this fiscal year. These should NOT be requests for new headcount or funding over the current fiscal year appropriated salary amounts and/or headcount.

Title	Reason	Quantity	Total Salary	Total Fringe	Total Need
See Attached	See Attached	0	\$0.00	\$0.00	\$0.00
					\$0.00
					\$0.00
Total Existing Vacancy Funding		0	\$0.00	\$0.00	\$0.00

Headcount Increase - This should only be for positions you are requesting positions and/or funding for:

[illegible]

[illegible]

[illegible]

[illegible]

[illegible]

SUPPORT CARE PROFESSIONAL III	Shortage of existing staff in positions or need for Forensic Service staffing.	\$24,023.49	6,859	5,508	36,390
SUPPORT CARE PROFESSIONAL III	Shortage of existing staff in positions or need for Forensic Service staffing.	\$24,023.49	6,859	5,508	36,390
SUPPORT CARE PROFESSIONAL III	Shortage of existing staff in positions or need for Forensic Service staffing.	\$24,023.49	6,859	5,508	36,390
SUPPORT CARE PROFESSIONAL III	Shortage of existing staff in positions or need for Forensic Service staffing.	\$24,023.49	6,859	5,508	36,390
SUPPORT CARE PROFESSIONAL III	Shortage of existing staff in positions or need for Forensic Service staffing.	\$24,023.49	6,859	5,508	36,390
SUPPORT CARE PROFESSIONAL III	Shortage of existing staff in positions or need for Forensic Service staffing.	\$24,023.49	6,859	5,508	36,390
Academic Teacher	Education for the Residents	\$49,333.33	14,085	5,508	68,926
Behavioral Health Specialist II	Resident Care	\$43,509.31	12,422	5,508	61,439
Psych. Nurse Pract.	Resident Care	\$98,890.00	28,233	5,508	132,631
Support Care Prof. III	Resident Care	\$29,325.61	8,372	5,508	43,206
Support Care Prof. III	Resident Care	\$29,325.61	8,372	5,508	43,206
Support Care Prof. III	Resident Care	\$29,325.61	8,372	5,508	43,206
Support Care Prof. III	Resident Care	\$29,325.61	8,372	5,508	43,206
Support Care Prof. III	Resident Care	\$29,325.61	8,372	5,508	43,206
Support Care Prof. III	Resident Care	\$29,325.61	8,372	5,508	43,206
Support Care Prof. III	Resident Care	\$29,325.61	8,372	5,508	43,206
Support Care Prof. III	Resident Care	\$29,325.61	8,372	5,508	43,206
Support Care Prof. III	Resident Care	\$29,325.61	8,372	5,508	43,206
Support Care Prof. III	Resident Care	\$29,325.61	8,372	5,508	43,206
Support Care Prof. III	Resident Care	\$29,325.61	8,372	5,508	43,206
Support Care Prof. III	Resident Care	\$29,325.61	8,372	5,508	43,206
Support Care Prof. III	Resident Care	\$29,325.61	8,372	5,508	43,206
Support Care Prof. III	Resident Care	\$29,325.61	8,372	5,508	43,206
Support Care Prof. II	Resident Care	\$24,024.34	6,859	5,508	36,391
Support Care Prof. II	Resident Care	\$24,024.34	6,859	5,508	36,391
Support Care Prof. II	Resident Care	\$24,024.34	6,859	5,508	36,391
Support Care Prof. II	Resident Care	\$24,024.34	6,859	5,508	36,391
Support Care Prof. Supervisor	Resident Care	\$33,600.00	9,593	5,508	48,701
Support Care Prof. Team Lead	Resident Care	\$28,542.30	8,149	5,508	42,199
Support Care Prof. Team Lead	Resident Care	\$28,542.30	8,149	5,508	42,199
Support Care Prof. Team Lead	Resident Care	\$28,542.30	8,149	5,508	42,199
Support Care Worker II	Resident Care	\$20,220.09	5,773	5,508	31,501

[illegible]

IRA - Salary Progression

Current Title	Reason	Current Salary	Requested Salary	Increase Amt	Fringe	Total
ACADEMIC TEACHER	1-2% Longevity	\$61,022.03	\$62,242.47	1,220	348	1,569
ACADEMIC TEACHER	1-2% Longevity	\$55,980.53	\$57,100.14	1,120	320	1,439
ACADEMIC TEACHER	1-2% Longevity	\$58,208.03	\$59,372.19	1,164	332	1,497
ACADEMIC TEACHER	1-2% Longevity	\$46,023.19	\$46,943.65	920	263	1,183
ACADEMIC VOCATIONAL TEACHER	1-2% Longevity	\$55,012.08	\$56,112.32	1,100	314	1,414
ACADEMIC VOCATIONAL TEACHER	1-2% Longevity	\$48,236.64	\$49,201.37	965	275	1,240
ACCOUNTANT II	1-2% Longevity	\$48,888.45	\$49,866.22	978	279	1,257
ACCOUNTANT II	1-2% Longevity	\$47,676.73	\$48,630.26	954	272	1,226
ACCOUNTING MANAGER	1-2% Longevity	\$84,390.09	\$86,077.89	1,688	482	2,170
ACCOUNTING SUPERVISOR	1-2% Longevity	\$68,966.19	\$70,345.51	1,379	394	1,773
ACCOUNTING TECHNICIAN II	1-2% Longevity	\$32,691.67	\$33,345.51	654	187	841
ACCOUNTING TECHNICIAN II	1-2% Longevity	\$31,733.33	\$32,368.00	635	181	816
ACCOUNTING TECHNICIAN II	1-2% Longevity	\$32,050.66	\$32,691.68	641	183	824
ACCOUNTING TECHNICIAN II	1-2% Longevity	\$32,691.67	\$33,345.51	654	187	841
ACCOUNTING TECHNICIAN II	1-2% Longevity	\$32,691.67	\$33,345.51	654	187	841
ACCOUNTING TECHNICIAN II	1-2% Longevity	\$31,733.33	\$32,368.00	635	181	816
ACCOUNTING TECHNICIAN II	1-2% Longevity	\$31,733.33	\$32,368.00	635	181	816
ACCOUNTING TECHNICIAN II	1-2% Longevity	\$32,050.66	\$32,691.68	641	183	824
ACCOUNTING TECHNICIAN II	1-2% Longevity	\$33,332.69	\$33,999.35	667	190	857
ACCOUNTING TECHNICIAN II	1-2% Longevity	\$32,691.67	\$33,345.51	654	187	841
ACCOUNTING TECHNICIAN III	1-2% Longevity	\$34,272.00	\$34,957.44	685	196	881
ACCOUNTING TECHNICIAN III	1-2% Longevity	\$34,272.00	\$34,957.44	685	196	881
ACCOUNTING TECHNICIAN III	1-2% Longevity	\$35,307.01	\$36,013.15	706	202	908
ADMIN SUPPORT ASSISTANT I	1-2% Longevity	\$22,480.70	\$22,930.31	450	128	578
ADMIN SUPPORT ASSISTANT I	1-2% Longevity	\$24,274.73	\$24,760.22	485	139	624
ADMIN SUPPORT ASSISTANT I	1-2% Longevity	\$22,705.50	\$23,159.61	454	130	584
ADMIN SUPPORT ASSISTANT I	1-2% Longevity	\$24,728.77	\$25,223.34	495	141	636
ADMIN SUPPORT ASSISTANT I	1-2% Longevity	\$24,728.77	\$25,223.34	495	141	636
ADMIN SUPPORT ASSISTANT II	1-2% Longevity	\$24,503.96	\$24,994.04	490	140	630
ADMIN SUPPORT ASSISTANT II	1-2% Longevity	\$25,253.23	\$25,758.30	505	144	649
ADMIN SUPPORT ASSISTANT II	1-2% Longevity	\$24,503.96	\$24,994.04	490	140	630
ADMIN SUPPORT ASSISTANT III	1-2% Longevity	\$30,777.93	\$31,393.49	616	176	791
ADMIN SUPPORT ASSISTANT III	1-2% Longevity	\$29,854.78	\$30,451.87	597	170	768
ADMIN SUPPORT ASSISTANT III	1-2% Longevity	\$29,674.04	\$30,267.52	593	169	763
ADMIN SUPPORT ASSISTANT III	1-2% Longevity	\$26,709.31	\$27,243.50	534	153	687
ADMIN SUPPORT ASSISTANT III	1-2% Longevity	\$33,787.82	\$34,463.57	676	193	869
ADMIN SUPPORT ASSISTANT III	1-2% Longevity	\$28,578.96	\$29,150.54	572	163	735
ADMIN SUPPORT ASSISTANT III	1-2% Longevity	\$29,733.05	\$30,327.71	595	170	764
ADMIN SUPPORT ASSISTANT III	1-2% Longevity	\$28,578.96	\$29,150.54	572	163	735
ADMIN SUPPORT ASSISTANT III	1-2% Longevity	\$29,380.24	\$29,967.85	588	168	755
ADMIN SUPPORT ASSISTANT III	1-2% Longevity	\$29,404.27	\$29,992.36	588	168	756
ADMIN SUPPORT ASSISTANT III	1-2% Longevity	\$28,578.96	\$29,150.54	572	163	735
ADMIN SUPPORT ASSISTANT III	1-2% Longevity	\$26,709.31	\$27,243.50	534	153	687
ADMIN SUPPORT ASSISTANT III	1-2% Longevity	\$33,805.94	\$34,482.06	676	193	869
ADMIN SUPPORT ASSISTANT III	1-2% Longevity	\$28,578.96	\$29,150.54	572	163	735
ADMIN SUPPORT ASSISTANT III	1-2% Longevity	\$27,515.93	\$28,066.25	550	157	707
ADMIN SUPPORT ASSISTANT III	1-2% Longevity	\$32,769.50	\$33,424.89	655	187	843
ADMIN SUPPORT ASSISTANT III	1-2% Longevity	\$26,709.31	\$27,243.50	534	153	687
ADMIN SUPPORT ASSISTANT III	1-2% Longevity	\$38,453.64	\$39,222.72	769	220	989
ADMIN SUPPORT ASSISTANT III	1-2% Longevity	\$26,709.31	\$27,243.50	534	153	687
ADMIN SUPPORT ASSISTANT III	1-2% Longevity	\$26,976.41	\$27,515.94	540	154	694
ADMIN SUPPORT ASSISTANT III	1-2% Longevity	\$27,515.93	\$28,066.25	550	157	707
ADMIN SUPPORT ASSISTANT III	1-2% Longevity	\$34,719.30	\$35,413.69	694	198	893
ADMIN SUPPORT ASSISTANT III	1-2% Longevity	\$34,719.30	\$35,413.69	694	198	893
ADMIN SUPPORT ASSISTANT III	1-2% Longevity	\$29,318.53	\$29,904.90	586	167	754
ADMIN SUPPORT ASSISTANT III	1-2% Longevity	\$29,031.10	\$29,611.72	581	166	746
ADMIN SUPPORT ASSISTANT IV	1-2% Longevity	\$38,861.96	\$39,639.20	777	222	999
ADMIN SUPPORT ASSISTANT IV	1-2% Longevity	\$33,453.59	\$34,122.66	669	191	860
ADMIN SUPPORT ASSISTANT IV	1-2% Longevity	\$33,487.39	\$34,157.13	670	191	861
ADMIN SUPPORT ASSISTANT IV	1-2% Longevity	\$31,713.63	\$32,347.90	634	181	815
ADMIN SUPPORT ASSISTANT IV	1-2% Longevity	\$33,945.93	\$34,624.84	679	194	873
ADMIN SUPPORT ASSISTANT IV	1-2% Longevity	\$29,113.15	\$29,695.41	582	166	748
ADMIN SUPPORT ASSISTANT IV	1-2% Longevity	\$40,027.82	\$40,828.38	801	229	1,029
ADMIN SUPPORT ASSISTANT IV	1-2% Longevity	\$30,326.07	\$30,932.59	607	173	780
ADMIN SUPPORT ASSISTANT IV	1-2% Longevity	\$39,323.60	\$40,110.07	786	225	1,011
ADMIN SUPPORT ASSISTANT IV	1-2% Longevity	\$29,404.27	\$29,992.36	588	168	756
ADMIN SUPPORT ASSISTANT IV	1-2% Longevity	\$38,607.14	\$39,379.29	772	220	993
ADMIN SUPPORT SPECIALIST	1-2% Longevity	\$51,911.80	\$52,950.03	1,038	296	1,335
ADMIN SUPPORT TEAM LEADER	1-2% Longevity	\$46,410.00	\$47,338.20	928	265	1,193
ADMIN SUPPORT TEAM LEADER	1-2% Longevity	\$47,648.23	\$48,601.19	953	272	1,225
ADMIN SUPPORT TEAM LEADER	1-2% Longevity	\$42,844.14	\$43,701.02	857	245	1,102
ADMIN SUPPORT TEAM LEADER	1-2% Longevity	\$43,718.86	\$44,593.24	874	250	1,124
ADMIN SUPPORT TEAM LEADER	1-2% Longevity	\$37,718.00	\$38,472.36	754	215	970
APPLICATIONS DEVELOPER I	1-2% Longevity	\$43,429.52	\$44,298.11	869	248	1,117
APPLICATIONS DEVELOPER II	1-2% Longevity	\$62,786.26	\$64,041.99	1,256	359	1,614
APPLICATIONS DEVELOPER II	1-2% Longevity	\$62,786.26	\$64,041.99	1,256	359	1,614
APPLICATIONS DEVELOPER III	1-2% Longevity	\$67,169.68	\$68,513.08	1,343	384	1,727
APPLICATIONS DEVELOPER III	1-2% Longevity	\$68,437.03	\$69,805.77	1,369	391	1,760
AUDIT TEAM LEAD	1-2% Longevity	\$62,645.28	\$63,898.18	1,253	358	1,611
BARBER/COSMETOLOGIST	1-2% Longevity	\$26,506.18	\$27,036.30	530	151	681
BARBER/COSMETOLOGIST	1-2% Longevity	\$25,986.45	\$26,506.18	520	148	668
BARBER/COSMETOLOGIST	1-2% Longevity	\$26,506.18	\$27,036.30	530	151	681

BENEFIT PROGRAM SPECIALIST I	1-2% Longevity	\$39,739.44	\$40,534.23	795	227	1,022
CHAPLAIN	1-2% Longevity	\$32,189.10	\$32,832.88	644	184	828
CHAPLAIN	1-2% Longevity	\$32,189.10	\$32,832.88	644	184	828
CHAPLAIN TEAM LEAD	1-2% Longevity	\$48,857.39	\$49,834.54	977	279	1,256
CONTR PROJECT SPECIALIST II	1-2% Longevity	\$75,111.70	\$76,613.93	1,502	429	1,931
CYBERSECURITY ANALYST II	1-2% Longevity	\$63,872.40	\$65,149.85	1,277	365	1,642
DENTAL HYGIENIST	1-2% Longevity	\$48,857.39	\$49,834.54	977	279	1,256
DENTAL HYGIENIST	1-2% Longevity	\$48,373.65	\$49,341.13	967	276	1,244
DENTIST	1-2% Longevity	\$120,017.08	\$122,417.42	2,400	685	3,086
DEPUTY ADMINISTRATORS-TIER II	1-2% Longevity	\$85,950.99	\$87,670.01	1,719	491	2,210
DEPUTY ADMINISTRATORS-TIER II	1-2% Longevity	\$85,950.99	\$87,670.01	1,719	491	2,210
DEPUTY ADMINISTRATORS-TIER II	1-2% Longevity	\$85,950.99	\$87,670.01	1,719	491	2,210
DEPUTY DIRECTOR-TIER III	1-2% Longevity	\$150,205.80	\$153,209.92	3,004	858	3,862
FIRE MARSHALL II	1-2% Longevity	\$51,612.77	\$52,645.02	1,032	295	1,327
GOVERNMENT ASST TEAM LEADER	1-2% Longevity	\$34,172.23	\$34,855.68	683	195	879
HUMAN RESOURCES ASSISTANT	1-2% Longevity	\$27,515.47	\$28,065.78	550	157	707
HUMAN RESOURCES ASSISTANT	1-2% Longevity	\$26,709.31	\$27,243.50	534	153	687
HUMAN RESOURCES GENERALIST I	1-2% Longevity	\$35,985.60	\$36,705.31	720	205	925
HUMAN RESOURCES GENERALIST I	1-2% Longevity	\$35,482.23	\$36,191.87	710	203	912
HUMAN RESOURCES GENERALIST II	1-2% Longevity	\$41,092.13	\$41,913.97	822	235	1,056
HUMAN RESOURCES GENERALIST II	1-2% Longevity	\$41,503.05	\$42,333.11	830	237	1,067
HUMAN RESOURCES GENERALIST II	1-2% Longevity	\$44,011.42	\$44,891.65	880	251	1,132
HUMAN RESOURCES GENERALIST II	1-2% Longevity	\$46,650.24	\$47,583.25	933	266	1,199
HUMAN RESOURCES GENERALIST II	1-2% Longevity	\$41,782.20	\$42,617.84	836	239	1,074
HUMAN RESOURCES GENERALIST II	1-2% Longevity	\$48,123.02	\$49,085.48	962	275	1,237
HUMAN RESOURCES GENERALIST II	1-2% Longevity	\$41,503.05	\$42,333.11	830	237	1,067
HUMAN RESOURCES GENERALIST II	1-2% Longevity	\$41,503.05	\$42,333.11	830	237	1,067
HUMAN RESOURCES GENERALIST II	1-2% Longevity	\$45,653.35	\$46,566.42	913	261	1,174
HUMAN RESOURCES SUPERVISOR	1-2% Longevity	\$74,422.60	\$75,911.05	1,488	425	1,913
HUMAN RESOURCES TEAM LEAD	1-2% Longevity	\$51,808.19	\$52,844.35	1,036	296	1,332
HUMAN RESOURCES TEAM LEAD	1-2% Longevity	\$48,857.39	\$49,834.54	977	279	1,256
HUMAN RESOURCES TEAM LEAD	1-2% Longevity	\$48,857.39	\$49,834.54	977	279	1,256
HUMAN RESOURCES TEAM LEAD	1-2% Longevity	\$58,532.13	\$59,702.77	1,171	334	1,505
HUMEAN RESOURCES MANAGER	1-2% Longevity	\$85,950.99	\$87,670.01	1,719	491	2,210
INFORMATION TECH MANAGER II	1-2% Longevity	\$92,715.21	\$94,569.51	1,854	529	2,384
INVESTIGATOR III	1-2% Longevity	\$46,616.22	\$47,548.55	932	266	1,199
MULTIMEDIA SPECIALIST I	1-2% Longevity	\$34,614.72	\$35,307.01	692	198	890
MULTIMEDIA SPECIALIST II	1-2% Longevity	\$40,389.83	\$41,197.62	808	231	1,038
MUTIMEDIA SPECIALIST SUP	1-2% Longevity	\$64,537.16	\$65,827.91	1,291	369	1,659
NETWORK INFRA SPECIALIST III	1-2% Longevity	\$70,528.17	\$71,938.73	1,411	403	1,813
NURSE PRACTITIONER	1-2% Longevity	\$95,482.48	\$97,392.12	1,910	545	2,455
NURSE PRACTITIONER	1-2% Longevity	\$107,778.81	\$109,934.39	2,156	615	2,771
NURSE PRACTITIONER	1-2% Longevity	\$98,293.22	\$100,259.08	1,966	561	2,527
NURSE PRACTITIONER	1-2% Longevity	\$96,402.96	\$98,331.02	1,928	550	2,479
NURSE PRACTITIONER	1-2% Longevity	\$90,087.90	\$91,889.66	1,802	514	2,316
PHARMACIST II	1-2% Longevity	\$130,661.37	\$133,274.59	2,613	746	3,359
PHARMACIST II	1-2% Longevity	\$116,346.48	\$118,673.41	2,327	664	2,991
PHARMACIST II	1-2% Longevity	\$116,346.48	\$118,673.41	2,327	664	2,991
PHARMACIST II	1-2% Longevity	\$114,109.04	\$116,391.22	2,282	652	2,934
PHARMACIST II	1-2% Longevity	\$122,009.36	\$124,449.55	2,440	697	3,137
PHARMACIST TECHNICIAN	1-2% Longevity	\$34,651.59	\$35,344.62	693	198	891
PHARMACIST TECHNICIAN	1-2% Longevity	\$30,289.87	\$30,895.67	606	173	779
PHARMACIST TECHNICIAN	1-2% Longevity	\$32,344.71	\$32,991.60	647	185	832
PHARMACIST TECHNICIAN	1-2% Longevity	\$40,983.86	\$41,803.53	820	234	1,054
PHARMACY SUPERVISOR	1-2% Longevity	\$145,985.82	\$148,905.53	2,920	834	3,753
PHYSICIAN II	1-2% Longevity	\$179,573.07	\$183,164.53	3,591	1,025	4,617
PHYSICIAN II	1-2% Longevity	\$195,268.89	\$199,174.27	3,905	1,115	5,020
PHYSICIAN II	1-2% Longevity	\$199,051.87	\$203,032.91	3,981	1,137	5,118
PHYSICIAN II	1-2% Longevity	\$179,112.93	\$182,695.19	3,582	1,023	4,605
PHYSICIAN II	1-2% Longevity	\$202,212.31	\$206,256.55	4,044	1,155	5,199
PHYSICIAN SUPERVISOR	1-2% Longevity	\$203,847.96	\$207,924.92	4,077	1,164	5,241
PHYSICIAN SUPERVISOR	1-2% Longevity	\$335,000.00	\$341,700.00	6,700	1,913	8,613
PROCUREMENT ASSISTANT II	1-2% Longevity	\$34,614.72	\$35,307.01	692	198	890
PROCUREMENT OFFICER I	1-2% Longevity	\$38,484.64	\$39,254.33	770	220	989
PROCUREMENT TEAM LEADER	1-2% Longevity	\$61,222.39	\$62,446.84	1,224	350	1,574
PROGRAM AUDITOR I	1-2% Longevity	\$44,741.90	\$45,636.74	895	255	1,150
PROGRAM AUDITOR II	1-2% Longevity	\$46,598.48	\$47,530.45	932	266	1,198
PROGRAM AUDITOR II	1-2% Longevity	\$51,722.86	\$52,757.32	1,034	295	1,330
PROGRAM AUDITOR SUPERVISOR	1-2% Longevity	\$68,277.62	\$69,643.17	1,366	390	1,755
PROGRAM SPECIALIST II	1-2% Longevity	\$43,095.44	\$43,957.35	862	246	1,108
PROGRAM SPECIALIST II	1-2% Longevity	\$39,709.99	\$40,504.19	794	227	1,021
PROGRAM SPECIALIST II	1-2% Longevity	\$37,730.04	\$38,484.65	755	215	970
PROGRAM SPECIALIST II	1-2% Longevity	\$37,740.00	\$38,494.80	755	215	970
PROGRAM SPECIALIST II	1-2% Longevity	\$40,013.42	\$40,813.69	800	228	1,029
PROGRAM SPECIALIST II	1-2% Longevity	\$37,383.90	\$38,131.58	748	213	961
PROGRAM SPECIALIST II	1-2% Longevity	\$38,076.19	\$38,837.72	762	217	979
PROGRAM SPECIALIST II	1-2% Longevity	\$38,807.86	\$39,584.02	776	222	998
PROGRAM SPECIALIST II	1-2% Longevity	\$41,613.22	\$42,445.48	832	238	1,070
PROGRAM SPECIALIST II	1-2% Longevity	\$34,614.72	\$35,307.01	692	198	890
PROGRAM SPECIALIST II	1-2% Longevity	\$38,194.52	\$38,958.41	764	218	982
PROGRAM SPECIALIST II	1-2% Longevity	\$38,633.84	\$39,406.51	773	221	993
PROGRAM SPECIALIST III	1-2% Longevity	\$46,598.48	\$47,530.45	932	266	1,198
PROGRAM SPECIALIST III	1-2% Longevity	\$48,014.70	\$48,975.00	960	274	1,234
PROGRAM SPECIALIST III	1-2% Longevity	\$48,888.45	\$49,866.22	978	279	1,257

PROGRAM SPECIALIST III	1-2% Longevity	\$47,077.76	\$48,019.32	942	269	1,210
PROGRAM SPECIALIST III	1-2% Longevity	\$48,947.04	\$49,925.98	979	279	1,258
PROGRAM SPECIALIST III	1-2% Longevity	\$49,305.62	\$50,291.73	986	282	1,268
PROGRAM SPECIALIST III	1-2% Longevity	\$53,683.98	\$54,757.66	1,074	307	1,380
PROGRAM SPECIALIST III	1-2% Longevity	\$45,719.77	\$46,634.16	914	261	1,175
PROGRAM SPECIALIST III	1-2% Longevity	\$53,997.66	\$55,077.61	1,080	308	1,388
PROGRAM SPECIALIST IV	1-2% Longevity	\$57,008.73	\$58,148.90	1,140	326	1,466
PROGRAM SPECIALIST IV	1-2% Longevity	\$62,991.15	\$64,250.97	1,260	360	1,619
PROGRAM SPECIALIST IV	1-2% Longevity	\$66,663.98	\$67,997.26	1,333	381	1,714
PROGRAM SPECIALIST IV	1-2% Longevity	\$53,513.05	\$54,583.31	1,070	306	1,376
PROGRAM SPECIALIST IV	1-2% Longevity	\$71,562.25	\$72,993.50	1,431	409	1,840
PROGRAM SPECIALIST IV	1-2% Longevity	\$58,000.01	\$59,160.01	1,160	331	1,491
PROGRAM SPECIALIST IV	1-2% Longevity	\$61,960.33	\$63,199.53	1,239	354	1,593
PROGRAM SPECIALIST TEAM LEADER	1-2% Longevity	\$62,760.22	\$64,015.43	1,255	358	1,614
PROGRAM SPECIALIST TEAM LEADER	1-2% Longevity	\$62,760.22	\$64,015.43	1,255	358	1,614
PROGRAM SPECIALIST TEAM LEADER	1-2% Longevity	\$73,378.08	\$74,845.64	1,468	419	1,887
PROGRAM SPECIALIST TEAM LEADER	1-2% Longevity	\$57,472.74	\$58,622.19	1,149	328	1,478
PROGRAM SPECIALIST TEAM LEADER	1-2% Longevity	\$62,760.22	\$64,015.43	1,255	358	1,614
PROJECT MANAGER II	1-2% Longevity	\$63,220.01	\$64,484.41	1,264	361	1,625
PSYCHIATRIC NURSE PRACTITIONER	1-2% Longevity	\$95,393.43	\$97,301.30	1,908	545	2,453
PSYCHIATRIC NURSE PRACTITIONER	1-2% Longevity	\$102,118.20	\$104,160.56	2,042	583	2,625
PSYCHIATRIC NURSE PRACTITIONER	1-2% Longevity	\$107,204.85	\$109,348.94	2,144	612	2,756
PSYCHIATRIC NURSE PRACTITIONER	1-2% Longevity	\$97,301.30	\$99,247.32	1,946	556	2,502
PSYCHIATRIC NURSE PRACTITIONER	1-2% Longevity	\$106,992.70	\$109,132.55	2,140	611	2,751
PSYCHIATRIC NURSE PRACTITIONER	1-2% Longevity	\$106,174.01	\$108,297.49	2,123	606	2,730
PSYCHIATRIC NURSE PRACTITIONER	1-2% Longevity	\$103,893.83	\$105,971.71	2,078	593	2,671
PSYCHIATRIC NURSE PRACTITIONER	1-2% Longevity	\$100,191.44	\$102,195.27	2,004	572	2,576
PSYCHIATRIC NURSE PRACTITIONER	1-2% Longevity	\$108,357.05	\$110,524.19	2,167	619	2,786
PSYCHIATRIST I	1-2% Longevity	\$326,400.00	\$332,928.00	6,528	1,864	8,392
PSYCHIATRIST I	1-2% Longevity	\$59,937.04	\$61,135.78	1,199	342	1,541
PSYCHIATRIST I	1-2% Longevity	\$55,156.50	\$56,259.63	1,103	315	1,418
PSYCHIATRIST I	1-2% Longevity	\$57,830.28	\$58,986.88	1,157	330	1,487
PSYCHIATRIST I	1-2% Longevity	\$55,156.50	\$56,259.63	1,103	315	1,418
PSYCHIATRIST I	1-2% Longevity	\$59,421.94	\$60,610.37	1,188	339	1,528
PSYCHIATRIST I	1-2% Longevity	\$55,156.50	\$56,259.63	1,103	315	1,418
PSYCHIATRIST I	1-2% Longevity	\$55,156.50	\$56,259.63	1,103	315	1,418
PSYCHIATRIST I	1-2% Longevity	\$55,156.50	\$56,259.63	1,103	315	1,418
PSYCHIATRIST I	1-2% Longevity	\$55,156.50	\$56,259.63	1,103	315	1,418
PSYCHIATRIST I	1-2% Longevity	\$55,156.50	\$56,259.63	1,103	315	1,418
PSYCHIATRIST I	1-2% Longevity	\$59,421.94	\$60,610.37	1,188	339	1,528
PSYCHIATRIST I	1-2% Longevity	\$57,830.28	\$58,986.88	1,157	330	1,487
PSYCHIATRIST I	1-2% Longevity	\$55,156.50	\$56,259.63	1,103	315	1,418
PSYCHIATRIST I	1-2% Longevity	\$55,156.50	\$56,259.63	1,103	315	1,418
PSYCHIATRIST I	1-2% Longevity	\$57,830.28	\$58,986.88	1,157	330	1,487
PSYCHIATRIST I	1-2% Longevity	\$57,830.28	\$58,986.88	1,157	330	1,487
PSYCHIATRIST I	1-2% Longevity	\$59,421.94	\$60,610.37	1,188	339	1,528
PSYCHIATRIST I	1-2% Longevity	\$55,156.50	\$56,259.63	1,103	315	1,418
PSYCHIATRIST I	1-2% Longevity	\$59,421.94	\$60,610.37	1,188	339	1,528
PSYCHIATRIST I	1-2% Longevity	\$57,830.28	\$58,986.88	1,157	330	1,487
PSYCHIATRIST I	1-2% Longevity	\$55,156.50	\$56,259.63	1,103	315	1,418
PSYCHIATRIST I	1-2% Longevity	\$55,156.50	\$56,259.63	1,103	315	1,418
PSYCHIATRIST I	1-2% Longevity	\$55,156.50	\$56,259.63	1,103	315	1,418
PSYCHIATRIST I	1-2% Longevity	\$57,257.70	\$58,402.85	1,145	327	1,472
PSYCHIATRIST I	1-2% Longevity	\$326,400.00	\$332,928.00	6,528	1,864	8,392
PSYCHIATRIST I	1-2% Longevity	\$326,400.00	\$332,928.00	6,528	1,864	8,392
PSYCHIATRIST I	1-2% Longevity	\$326,400.00	\$332,928.00	6,528	1,864	8,392
PSYCHIATRIST II	1-2% Longevity	\$326,400.00	\$332,928.00	6,528	1,864	8,392
PSYCHIATRY TEAM LEAD	1-2% Longevity	\$326,400.00	\$332,928.00	6,528	1,864	8,392
PSYCHIATRY TEAM LEAD	1-2% Longevity	\$382,500.00	\$390,150.00	7,650	2,184	9,834
PSYCHIATRY TEAM LEAD	1-2% Longevity	\$341,700.00	\$348,534.00	6,834	1,951	8,785
PSYCHIATRY TEAM LEAD	1-2% Longevity	\$362,100.00	\$369,342.00	7,242	2,068	9,310
PUB. RELATIONS SPECIALIST III	1-2% Longevity	\$75,220.95	\$76,725.37	1,504	430	1,934
PUBLIC HEALTH LABORATORY TECH	1-2% Longevity	\$34,906.66	\$35,604.80	698	199	897
PUBLIC RELATIONS SPECIALIST I	1-2% Longevity	\$43,268.40	\$44,133.77	865	247	1,112
PUBLIC RELATIONS SPECIALIST II	1-2% Longevity	\$47,983.12	\$48,942.78	960	274	1,234
RADIOLOGICAL TEAM LEAD	1-2% Longevity	\$57,120.00	\$58,262.40	1,142	326	1,469
RECORDS SPECIALIST	1-2% Longevity	\$29,113.15	\$29,695.41	582	166	748
RECORDS SPECIALIST	1-2% Longevity	\$29,113.15	\$29,695.41	582	166	748
RECORDS SPECIALIST	1-2% Longevity	\$29,992.37	\$30,592.21	600	171	771
RECORDS SPECIALIST	1-2% Longevity	\$29,404.27	\$29,992.36	588	168	756
RECORDS SPECIALIST	1-2% Longevity	\$37,011.39	\$37,751.62	740	211	952
RECORDS SPECIALIST	1-2% Longevity	\$29,992.37	\$30,592.21	600	171	771
RECORDS SPECIALIST	1-2% Longevity	\$29,113.15	\$29,695.41	582	166	748
RECORDS SPECIALIST	1-2% Longevity	\$30,580.45	\$31,192.06	612	175	786
RECORDS SPECIALIST	1-2% Longevity	\$29,404.27	\$29,992.36	588	168	756
RECORDS SPECIALIST	1-2% Longevity	\$29,992.37	\$30,592.21	600	171	771
RECORDS SPECIALIST	1-2% Longevity	\$29,404.27	\$29,992.36	588	168	756
RECORDS SPECIALIST	1-2% Longevity	\$29,992.37	\$30,592.21	600	171	771
RECORDS SPECIALIST	1-2% Longevity	\$32,071.03	\$32,712.45	641	183	825
RECORDS SPECIALIST	1-2% Longevity	\$29,113.15	\$29,695.41	582	166	748
RECORDS SPECIALIST	1-2% Longevity	\$32,071.03	\$32,712.45	641	183	825
RECORDS SPECIALIST	1-2% Longevity	\$32,071.03	\$32,712.45	641	183	825
RECORDS SPECIALIST TEAM LEAD	1-2% Longevity	\$37,356.48	\$38,103.61	747	213	960

[illegible]

WAREHOUSE TEAM LEAD	1-2% Longevity	\$47,983.12	\$48,942.78	960	274	1,234
WAREHOUSE TEAM LEAD	1-2% Longevity	\$49,793.79	\$50,789.66	996	284	1,280
WAREHOUSE TEAM LEAD	1-2% Longevity	\$47,983.12	\$48,942.78	960	274	1,234
LICENSED NURSE PRACTICAL	1-2% Longevity	\$47,980.80	\$51,339.46	3,359	959	4,318
LICENSED NURSE PRACTICAL	1-2% Longevity	\$54,495.96	\$58,310.68	3,815	1,089	4,904
LICENSED NURSE PRACTICAL	1-2% Longevity	\$53,306.67	\$57,038.14	3,731	1,065	4,797
LICENSED NURSE PRACTICAL	1-2% Longevity	\$47,867.21	\$51,217.92	3,351	957	4,307
LICENSED NURSE PRACTICAL	1-2% Longevity	\$53,306.67	\$57,038.14	3,731	1,065	4,797
LICENSED NURSE PRACTICAL	1-2% Longevity	\$47,867.21	\$51,217.92	3,351	957	4,307
LICENSED NURSE PRACTICAL	1-2% Longevity	\$47,867.21	\$51,217.92	3,351	957	4,307
LICENSED NURSE PRACTICAL	1-2% Longevity	\$57,808.00	\$61,854.56	4,047	1,155	5,202
LICENSED NURSE PRACTICAL	1-2% Longevity	\$47,867.21	\$51,217.92	3,351	957	4,307
LICENSED NURSE PRACTICAL	1-2% Longevity	\$55,972.00	\$59,890.04	3,918	1,119	5,037
LICENSED NURSE PRACTICAL	1-2% Longevity	\$47,867.21	\$51,217.92	3,351	957	4,307
LICENSED NURSE PRACTICAL	1-2% Longevity	\$47,867.21	\$51,217.92	3,351	957	4,307
LICENSED NURSE PRACTICAL	1-2% Longevity	\$57,808.00	\$61,854.56	4,047	1,155	5,202
LICENSED NURSE PRACTICAL	1-2% Longevity	\$56,768.33	\$60,742.12	3,974	1,135	5,108
LICENSED NURSE PRACTICAL	1-2% Longevity	\$49,925.95	\$53,420.77	3,495	998	4,493
LICENSED NURSE PRACTICAL	1-2% Longevity	\$51,493.52	\$55,098.06	3,605	1,029	4,634
LICENSED NURSE PRACTICAL	1-2% Longevity	\$46,675.20	\$49,942.46	3,267	933	4,200
LICENSED NURSE PRACTICAL	1-2% Longevity	\$47,867.21	\$51,217.92	3,351	957	4,307
LICENSED NURSE PRACTICAL	1-2% Longevity	\$51,122.72	\$54,701.31	3,579	1,022	4,600
LICENSED NURSE PRACTICAL	1-2% Longevity	\$54,142.41	\$57,932.38	3,790	1,082	4,872
LICENSED NURSE PRACTICAL	1-2% Longevity	\$49,499.05	\$52,963.98	3,465	989	4,454
LICENSED NURSE PRACTICAL	1-2% Longevity	\$53,306.67	\$57,038.14	3,731	1,065	4,797
LICENSED NURSE PRACTICAL	1-2% Longevity	\$50,983.68	\$54,552.54	3,569	1,019	4,588
LICENSED NURSE PRACTICAL	1-2% Longevity	\$51,909.23	\$55,542.87	3,634	1,037	4,671
LICENSED NURSE PRACTICAL	1-2% Longevity	\$49,925.95	\$53,420.77	3,495	998	4,493
LICENSED NURSE PRACTICAL	1-2% Longevity	\$43,084.80	\$46,100.74	3,016	861	3,877
LICENSED NURSE PRACTICAL	1-2% Longevity	\$55,208.81	\$59,073.42	3,865	1,103	4,968
LICENSED NURSE PRACTICAL	1-2% Longevity	\$51,493.52	\$55,098.06	3,605	1,029	4,634
LICENSED NURSE PRACTICAL	1-2% Longevity	\$43,084.80	\$46,100.74	3,016	861	3,877
LICENSED NURSE PRACTICAL	1-2% Longevity	\$54,122.74	\$57,911.33	3,789	1,082	4,870
LICENSED NURSE PRACTICAL	1-2% Longevity	\$47,867.21	\$51,217.92	3,351	957	4,307
LICENSED NURSE PRACTICAL	1-2% Longevity	\$47,141.95	\$50,441.89	3,300	942	4,242
LICENSED NURSE PRACTICAL	1-2% Longevity	\$54,245.74	\$58,042.94	3,797	1,084	4,881
LICENSED NURSE PRACTICAL	1-2% Longevity	\$54,122.75	\$57,911.34	3,789	1,082	4,870
NURSE CASE MANAGER II	1-2% Longevity	\$78,802.61	\$80,378.66	1,576	450	2,026
NURSE CASE MANAGER II	1-2% Longevity	\$78,802.61	\$80,378.66	1,576	450	2,026
NURSE CASE MANAGER II	1-2% Longevity	\$82,675.18	\$84,328.68	1,654	472	2,126
NURSE CASE MANAGER II	1-2% Longevity	\$75,050.10	\$76,551.10	1,501	429	1,930
NURSE CASE MANAGER II	1-2% Longevity	\$75,050.10	\$76,551.10	1,501	429	1,930
NURSE CASE MANAGER II	1-2% Longevity	\$75,050.10	\$76,551.10	1,501	429	1,930
NURSE CASE MANAGER II	1-2% Longevity	\$78,832.62	\$80,409.27	1,577	450	2,027
NURSE CASE MANAGER II	1-2% Longevity	\$77,316.62	\$78,862.95	1,546	441	1,988
NURSE CASE MANAGER II	1-2% Longevity	\$75,050.10	\$76,551.10	1,501	429	1,930
NURSE CASE MANAGER II	1-2% Longevity	\$77,316.62	\$78,862.95	1,546	441	1,988
NURSE CASE MANAGER II	1-2% Longevity	\$81,144.16	\$82,767.05	1,623	463	2,086
NURSE CASE MANAGER II	1-2% Longevity	\$75,799.24	\$77,315.22	1,516	433	1,949
NURSE CASE MANAGER II	1-2% Longevity	\$78,832.62	\$80,409.27	1,577	450	2,027
NURSE CASE MANAGER II	1-2% Longevity	\$77,316.62	\$78,862.95	1,546	441	1,988
NURSE CASE MANAGER II	1-2% Longevity	\$83,380.65	\$85,048.27	1,668	476	2,144
NURSE CASE MANAGER II	1-2% Longevity	\$78,802.61	\$80,378.66	1,576	450	2,026
NURSE CASE MANAGER SUPERVISOR	1-2% Longevity	\$116,312.37	\$118,638.62	2,326	664	2,990
NURSE CASE MANAGER TEAM LEAD	1-2% Longevity	\$91,511.09	\$93,341.31	1,830	523	2,353
NURSE CASE MANAGER TEAM LEAD	1-2% Longevity	\$88,249.97	\$90,014.96	1,765	504	2,269
NURSE CASE MANAGER TEAM LEAD	1-2% Longevity	\$84,023.83	\$85,704.30	1,680	480	2,160
NURSE III	1-2% Longevity	\$85,275.67	\$86,981.18	1,706	487	2,192
NURSE III	1-2% Longevity	\$82,284.81	\$83,930.51	1,646	470	2,116
NURSE III	1-2% Longevity	\$76,755.78	\$78,290.90	1,535	438	1,973
NURSE III	1-2% Longevity	\$76,755.78	\$78,290.90	1,535	438	1,973
NURSE III	1-2% Longevity	\$94,750.74	\$96,645.76	1,895	541	2,436
NURSE III	1-2% Longevity	\$86,119.99	\$87,842.39	1,722	492	2,214
NURSE III	1-2% Longevity	\$85,275.67	\$86,981.18	1,706	487	2,192
NURSE III	1-2% Longevity	\$85,275.67	\$86,981.18	1,706	487	2,192
NURSE III	1-2% Longevity	\$85,284.20	\$86,989.89	1,706	487	2,193
NURSE III	1-2% Longevity	\$82,441.40	\$84,090.23	1,649	471	2,120
NURSE III	1-2% Longevity	\$76,755.78	\$78,290.90	1,535	438	1,973
NURSE III	1-2% Longevity	\$86,119.99	\$87,842.39	1,722	492	2,214
NURSE III	1-2% Longevity	\$82,441.40	\$84,090.23	1,649	471	2,120
NURSE III	1-2% Longevity	\$81,399.51	\$83,027.50	1,628	465	2,093
NURSE III	1-2% Longevity	\$76,755.78	\$78,290.90	1,535	438	1,973
NURSE III	1-2% Longevity	\$94,750.74	\$96,645.76	1,895	541	2,436
NURSE III	1-2% Longevity	\$82,441.40	\$84,090.23	1,649	471	2,120
NURSE III	1-2% Longevity	\$76,755.78	\$78,290.90	1,535	438	1,973
NURSE III	1-2% Longevity	\$86,119.99	\$87,842.39	1,722	492	2,214
NURSE III	1-2% Longevity	\$85,275.67	\$86,981.18	1,706	487	2,192
NURSE III	1-2% Longevity	\$85,284.20	\$86,989.89	1,706	487	2,193
NURSE III	1-2% Longevity	\$76,755.78	\$78,290.90	1,535	438	1,973
NURSE III	1-2% Longevity	\$85,275.67	\$86,981.18	1,706	487	2,192
NURSE III	1-2% Longevity	\$82,441.40	\$84,090.23	1,649	471	2,120
NURSE III	1-2% Longevity	\$76,755.78	\$78,290.90	1,535	438	1,973
NURSE III	1-2% Longevity	\$76,755.78	\$78,290.90	1,535	438	1,973
NURSE III	1-2% Longevity	\$85,275.67	\$86,981.18	1,706	487	2,192

NURSE III	1-2% Longevity	\$85,284.20	\$86,989.89	1,706	487	2,193
NURSE III	1-2% Longevity	\$85,275.67	\$86,981.18	1,706	487	2,192
NURSE III	1-2% Longevity	\$80,593.58	\$82,205.45	1,612	460	2,072
NURSE III	1-2% Longevity	\$76,755.78	\$78,290.90	1,535	438	1,973
NURSE III	1-2% Longevity	\$85,284.20	\$86,989.89	1,706	487	2,193
NURSE III	1-2% Longevity	\$91,592.38	\$93,424.23	1,832	523	2,355
NURSE III	1-2% Longevity	\$76,755.78	\$78,290.90	1,535	438	1,973
NURSE III	1-2% Longevity	\$90,685.54	\$92,499.25	1,814	518	2,332
NURSE III	1-2% Longevity	\$85,275.67	\$86,981.18	1,706	487	2,192
NURSE III	1-2% Longevity	\$85,275.67	\$86,981.18	1,706	487	2,192
NURSE III	1-2% Longevity	\$82,441.40	\$84,090.23	1,649	471	2,120
NURSE III	1-2% Longevity	\$86,119.99	\$87,842.39	1,722	492	2,214
NURSE III	1-2% Longevity	\$85,284.20	\$86,989.89	1,706	487	2,193
NURSE III	1-2% Longevity	\$94,750.74	\$96,645.76	1,895	541	2,436
NURSE III	1-2% Longevity	\$94,750.74	\$96,645.76	1,895	541	2,436
NURSE III	1-2% Longevity	\$76,755.78	\$78,290.90	1,535	438	1,973
NURSE III	1-2% Longevity	\$76,755.78	\$78,290.90	1,535	438	1,973
NURSE III	1-2% Longevity	\$94,750.74	\$96,645.76	1,895	541	2,436
NURSE III	1-2% Longevity	\$91,592.38	\$93,424.23	1,832	523	2,355
NURSE III	1-2% Longevity	\$85,275.67	\$86,981.18	1,706	487	2,192
NURSE III	1-2% Longevity	\$85,275.67	\$86,981.18	1,706	487	2,192
NURSE III	1-2% Longevity	\$92,499.25	\$94,349.23	1,850	528	2,378
NURSE III	1-2% Longevity	\$89,263.77	\$91,049.05	1,785	510	2,295
NURSE III	1-2% Longevity	\$76,755.78	\$78,290.90	1,535	438	1,973
NURSE III	1-2% Longevity	\$89,135.63	\$90,918.35	1,783	509	2,292
NURSE III	1-2% Longevity	\$85,275.67	\$86,981.18	1,706	487	2,192
NURSE III	1-2% Longevity	\$94,750.74	\$96,645.76	1,895	541	2,436
NURSE III	1-2% Longevity	\$76,755.78	\$78,290.90	1,535	438	1,973
NURSE III	1-2% Longevity	\$94,750.74	\$96,645.76	1,895	541	2,436
NURSE III	1-2% Longevity	\$85,275.67	\$86,981.18	1,706	487	2,192
NURSE MANAGER	1-2% Longevity	\$117,304.87	\$119,650.97	2,346	670	3,016
NURSE MANAGER	1-2% Longevity	\$123,170.11	\$125,633.51	2,463	703	3,167
NURSE SUPERVISOR	1-2% Longevity	\$100,994.30	\$103,014.19	2,020	577	2,597
NURSE SUPERVISOR	1-2% Longevity	\$91,813.00	\$93,649.26	1,836	524	2,361
NURSE SUPERVISOR	1-2% Longevity	\$103,014.19	\$105,074.47	2,060	588	2,648
NURSE SUPERVISOR	1-2% Longevity	\$102,004.24	\$104,044.33	2,040	582	2,623
NURSE SUPERVISOR	1-2% Longevity	\$102,004.24	\$104,044.33	2,040	582	2,623
NURSE SUPERVISOR	1-2% Longevity	\$91,813.00	\$93,649.26	1,836	524	2,361
NURSE SUPERVISOR	1-2% Longevity	\$103,014.19	\$105,074.47	2,060	588	2,648
NURSE SUPERVISOR	1-2% Longevity	\$102,004.24	\$104,044.33	2,040	582	2,623
NURSE SUPERVISOR	1-2% Longevity	\$100,625.31	\$102,637.81	2,013	575	2,587
NURSE TEAM LEAD	1-2% Longevity	\$76,755.78	\$78,290.90	1,535	438	1,973
NURSE TEAM LEAD	1-2% Longevity	\$90,571.83	\$92,383.27	1,811	517	2,329
NURSE TEAM LEAD	1-2% Longevity	\$101,621.59	\$103,654.03	2,032	580	2,613
NURSE TEAM LEAD	1-2% Longevity	\$111,805.90	\$114,042.02	2,236	638	2,875
NURSE TEAM LEAD	1-2% Longevity	\$108,079.03	\$110,240.61	2,162	617	2,779
NURSE TEAM LEAD	1-2% Longevity	\$91,477.55	\$93,307.10	1,830	522	2,352
NURSE TEAM LEAD	1-2% Longevity	\$100,625.31	\$102,637.81	2,013	575	2,587
NURSE TEAM LEAD	1-2% Longevity	\$100,625.31	\$102,637.81	2,013	575	2,587
NURSE TEAM LEAD	1-2% Longevity	\$95,100.43	\$97,002.43	1,902	543	2,445
NURSE TEAM LEAD	1-2% Longevity	\$108,079.03	\$110,240.61	2,162	617	2,779
NURSE TEAM LEAD	1-2% Longevity	\$100,625.31	\$102,637.81	2,013	575	2,587
NURSE TEAM LEAD	1-2% Longevity	\$100,625.31	\$102,637.81	2,013	575	2,587
NURSE TEAM LEAD	1-2% Longevity	\$100,625.31	\$102,637.81	2,013	575	2,587
Admin Support Team Leader	Basic Supervisory 1%	40,774.86	\$41,182.61	408	116	524
Maint./Grounds Supervisor	Basic Supervisory 1%	47,512.69	\$47,987.82	475	136	611
Food Service Supervisor	Basic Supervisory 1%	32,422.71	\$32,746.94	324	93	417
Maint./Grounds Team Lead	Basic Supervisory 1%	31,372.97	\$31,686.70	314	90	403
Accounting Supervisor	CSM 3% (never received BSC inc	69,655.85	\$71,745.53	2,090	597	2,686
Accounting Supervisor	CPM 3%	69,655.85	\$71,745.53	2,090	597	2,686
Nurse Supervisor	Basic Supervisory 1%	84,877.48	\$85,726.25	849	242	1,091
Nurse Case Manager Team Lead	Stennis - 1%	65,774.75	\$66,432.50	658	188	846
Nurse Case Manager Team Lead	Stennis - 1%	65,774.75	\$66,432.50	658	188	846
Admin Support Specialist	ESCP - 3%	35,632.80	\$36,701.78	1,069	305	1,374
Training Specialist I	Stennis - 1%	51,276.07	\$51,788.83	513	146	659
Human Resources Team Lead	Stennis - 1%	67,656.91	\$68,333.48	677	193	870
Deputy Admin - Tier II	CSM 2%	89,182.25	\$90,965.90	1,784	509	2,293
Deputy Admin - Tier II	CPM 3%	89,182.25	\$91,857.72	2,675	764	3,439
Academic Teacher	Years of Experience (A)	46,329.36	\$49,333.33	3,004	858	3,862
Security Officer II	Longevity 2%	22,039.90	\$22,480.70	441	126	567
Nurse Case Manager Team Lead	Longevity 2%	65,774.75	\$67,090.25	1,316	376	1,691
Food Service Team Lead	Longevity 2%	29,092.20	\$29,674.04	582	166	748
Support Care Prof. III	Longevity 2%	34,061.55	\$34,742.78	681	194	876
Therapeutic Therapist II	Longevity 2%	31,111.11	\$31,733.33	622	178	800
Nurse Supervisor	Longevity 2%	84,877.48	\$86,575.03	1,698	485	2,182
Admin Support Team Leader	Longevity 2%	43,114.87	\$43,977.17	862	246	1,108
Support Care Prof. Supervisor	Longevity 2%	38,373.78	\$39,141.26	767	219	987
Support Care Prof. III	Longevity 2%	29,765.49	\$30,360.80	595	170	765
Investigator I	Longevity 2%	24,023.49	\$24,503.96	480	137	618
Support Care Team Lead	Longevity 2%	30,607.91	\$31,220.07	612	175	787
Support Care Prof. III	Longevity 2%	29,325.61	\$29,912.12	587	167	754
Support Care Prof. II	Longevity 2%	24,024.34	\$24,504.83	480	137	618

Support CareProfessional III	Longevity 2%	29,618.87	\$30,211.25	592	169	762
Nurse III	Longevity 2%	61,928.59	\$63,167.16	1,239	354	1,592
Behavioral Health Team Lead	Longevity 2%	97,232.08	\$99,176.72	1,945	555	2,500
Support Care Prof. III	Longevity 2%	29,325.61	\$29,912.12	587	167	754
Security Officer II	Longevity 2%	22,039.90	\$22,480.70	441	126	567
Support Care Prof. III	Longevity 2%	29,325.61	\$29,912.12	587	167	754
Support Care Prof. III	Longevity 2%	29,325.61	\$29,912.12	587	167	754
Accountant I	Longevity 2%	38,484.65	\$39,254.34	770	220	989
Nurse III	Longevity 2%	61,928.59	\$63,167.16	1,239	354	1,592
Academic Voc. Teacher	Longevity 2%	37,730.04	\$38,484.64	755	215	970
Support Care Prof. Supervisor	Longevity 2%	38,268.44	\$39,033.81	765	219	984
Accounting Supervisor	Longevity 2%	69,655.85	\$71,048.97	1,393	398	1,791
Support Care Prof. III	Longevity 2%	29,325.61	\$29,912.12	587	167	754
Admin Support Specialist	Longevity 2%	41,954.78	\$42,793.88	839	240	1,079
Support Care Prof. III	Longevity 2%	29,325.61	\$29,912.12	587	167	754
Behavioral Health Tech II	Longevity 2%	28,804.16	\$29,380.24	576	164	741
Admin Support Assistant IV	Longevity 2%	29,969.42	\$30,568.81	599	171	771
Support Care Prof. III	Longevity 2%	29,325.61	\$29,912.12	587	167	754
Behavioral Health Spec I	Longevity 2%	43,889.00	\$44,766.78	878	251	1,128
Support Care Prof. III	Longevity 2%	33,069.45	\$33,730.84	661	189	850
Behavioral Health Spec. II	Longevity 2%	48,822.23	\$49,798.67	976	279	1,255
Systems Admin. Team Lead	Longevity 2%	80,451.88	\$82,060.92	1,609	459	2,068
Maint./Grounds Supervisor	Longevity 2%	47,512.69	\$48,462.94	950	271	1,222
Education Program Manager	Longevity 2%	65,445.67	\$66,754.58	1,309	374	1,683
Support Care Prof. III	Longevity 2%	29,325.61	\$29,912.12	587	167	754
Custodian	Longevity 2%	20,830.73	\$21,247.34	417	119	536
Maint./Grounds Team Lead	Longevity 2%	31,372.97	\$32,000.43	627	179	807
Admin Support Assit IV	Longevity 2%	29,731.44	\$30,326.07	595	170	764
Human Resources Supervisor	Longevity 2%	67,656.91	\$69,010.05	1,353	386	1,739
Support Care Prof. Supervisor	Longevity 2%	38,268.44	\$39,033.81	765	219	984
Project Manager I	Longevity 2%	45,089.19	\$45,990.97	902	257	1,159
Support Care Prof. III	Longevity 2%	29,325.61	\$29,912.12	587	167	754
Nurse III	Longevity 2%	55,741.31	\$56,856.14	1,115	318	1,433
Food Service Supervisor	Longevity 2%	32,422.71	\$33,071.16	648	185	834
Support Care Prof. Supervisor	Longevity 2%	37,702.90	\$38,456.96	754	215	969
Procurement Officer I	Longevity 2%	37,730.04	\$38,484.64	755	215	970
Project Manager I	Longevity 2%	48,824.12	\$49,800.60	976	279	1,255
Maint./Grounds Tech III	Longevity 2%	26,185.60	\$26,709.31	524	150	673
Support Care Prof. III	Longevity 2%	29,325.61	\$29,912.12	587	167	754
Systems Admin. Specialist I	Longevity 2%	51,306.13	\$52,332.25	1,026	293	1,319
Support Care Prof. Team Lead	Longevity 2%	31,710.50	\$32,344.71	634	181	815
Support Care Prof. III	Longevity 2%	29,325.61	\$29,912.12	587	167	754
Support Care Prof. III	Longevity 2%	29,765.49	\$30,360.80	595	170	765
Support Care Prof. III	Longevity 2%	29,325.61	\$29,912.12	587	167	754
Admin Support Assit IV	Longevity 2%	29,731.44	\$30,326.07	595	170	764
Support Care Prof. III	Longevity 2%	29,325.61	\$29,912.12	587	167	754
Support Care Prof. III	Longevity 2%	29,325.61	\$29,912.12	587	167	754
Support Care Prof. III	Longevity 2%	34,061.55	\$34,742.78	681	194	876
Support Care Prof. III	Longevity 2%	29,325.61	\$29,912.12	587	167	754
Social Services Supervisor	Longevity 2%	59,862.40	\$61,059.65	1,197	342	1,539
Food Service Team Lead	Longevity 2%	26,185.60	\$26,709.31	524	150	673
Human Resources Generalist I	Longevity 2%	34,614.72	\$35,307.01	692	198	890
Nurse III	Longevity 2%	61,928.59	\$63,167.16	1,239	354	1,592
Support Care Prof. III	Longevity 2%	29,765.49	\$30,360.80	595	170	765
Nurse III	Longevity 2%	61,928.59	\$63,167.16	1,239	354	1,592
Support Care Prof. III	Longevity 2%	29,325.61	\$29,912.12	587	167	754
Admin. Support Specialist	Longevity 2%	34,614.72	\$35,307.01	692	198	890
Support Care Prof III	Longevity 2%	29,325.61	\$29,912.12	587	167	754
Security Officer II	Longevity 2%	22,260.30	\$22,705.51	445	127	572
Behavioral Health Spec. II	Longevity 2%	49,673.07	\$50,666.53	993	284	1,277
Support Care Prof. III	Longevity 2%	29,325.61	\$29,912.12	587	167	754
Support Care Prof. Supervisor	Longevity 2%	38,079.93	\$38,841.53	762	217	979
Admin Support Assistant III	Longevity 2%	29,089.17	\$29,670.95	582	166	748
Admin Support Team Leader	Longevity 2%	40,774.86	\$41,590.36	816	233	1,048
Investigation Team Lead	Longevity 2%	53,787.10	\$54,862.84	1,076	307	1,383
Support Care Prof. III	Longevity 2%	29,325.61	\$29,912.12	587	167	754
Admin Suppot Team Leader	Longevity 2%	40,774.86	\$41,590.36	816	233	1,048
Security Officer Team Lead	Longevity 2%	28,542.30	\$29,113.15	571	163	734
Soc. Services Program Team Lead	Longevity 2%	54,286.74	\$55,372.47	1,086	310	1,396
Nurse III	Longevity 2%	61,928.59	\$63,167.16	1,239	354	1,592
Academic Teacher	Longevity 2%	46,329.36	\$47,255.95	927	265	1,191
Support Care Prof. III	Longevity 2%	29,325.61	\$29,912.12	587	167	754
Behavioral Health Spec. I	Longevity 2%	48,549.69	\$49,520.68	971	277	1,248
Nurse III	Longevity 2%	61,928.59	\$63,167.16	1,239	354	1,592
Deputy Admin - Tier II	Longevity 2%	89,182.25	\$90,965.90	1,784	509	2,293
Therapeutic Therapist III	Longevity 2%	44,541.00	\$45,431.82	891	254	1,145
Admin Support Specialist	Longevity 2%	35,632.80	\$36,345.46	713	203	916

Nurse III	Longevity 2%	61,928.59	\$63,167.16	1,239	354	1,592
Support Care Prof. III	Longevity 2%	29,325.61	\$29,912.12	587	167	754
Admin Support Team Leader	Longevity 2%	36,990.24	\$37,730.04	740	211	951
Support Care Prof. III	Longevity 2%	29,325.61	\$29,912.12	587	167	754
Training Specialist II	Longevity 2%	51,276.07	\$52,301.59	1,026	293	1,318
Nurse III	Longevity 2%	55,741.31	\$56,856.14	1,115	318	1,433
Nurse III	Longevity 2%	55,741.31	\$56,856.14	1,115	318	1,433
Food Service Worker II	Longevity 2%	24,243.89	\$24,728.77	485	138	623
Support Care Prof III	Longevity 2%	33,069.46	\$33,730.85	661	189	850
Support Care Prof. Supervisor	Longevity 2%	37,889.54	\$38,647.33	758	216	974
Support Care Prof. Team Lead	Longevity 2%	35,802.97	\$36,519.03	716	204	920
Support Care Prof III	Longevity 2%	34,061.55	\$34,742.78	681	194	876
Support Care Prof III	Longevity 2%	34,061.55	\$34,742.78	681	194	876
Security Officer Team Lead	Longevity 2%	29,116.00	\$29,698.32	582	166	749
Support Care Prof. Team Lead	Longevity 2%	35,802.97	\$36,519.03	716	204	920

Current Title	Reason	Current Salary	Requested Salary	Increase Amt	Fringe	Total
CUSTODIAN	Difficulty in recruitment and retention.	\$20,624.49	\$22,068.21	1,444	412	1,856
CUSTODIAN	Difficulty in recruitment and retention.	\$20,624.49	\$22,068.21	1,444	412	1,856
CUSTODIAN	Difficulty in recruitment and retention.	\$22,299.21	\$23,860.15	1,561	446	2,007
CUSTODIAN	Difficulty in recruitment and retention.	\$20,624.49	\$22,068.21	1,444	412	1,856
CUSTODIAN	Difficulty in recruitment and retention.	\$22,299.21	\$23,860.15	1,561	446	2,007
CUSTODIAN	Difficulty in recruitment and retention.	\$20,624.49	\$22,068.21	1,444	412	1,856
CUSTODIAN	Difficulty in recruitment and retention.	\$22,299.21	\$23,860.15	1,561	446	2,007
CUSTODIAN SUPERVISOR	Difficulty in recruitment and retention.	\$34,272.00	\$36,671.04	2,399	685	3,084
CUSTODIAN SUPERVISOR	Difficulty in recruitment and retention.	\$38,864.45	\$41,584.96	2,721	777	3,497
CUSTODIAN SUPERVISOR	Difficulty in recruitment and retention.	\$34,272.00	\$36,671.04	2,399	685	3,084
CUSTODIAN TEAM LEAD	Difficulty in recruitment and retention.	\$38,569.10	\$41,268.93	2,700	771	3,471
FOOD SERVICE TEAM LEAD	Difficulty in recruitment and retention.	\$29,422.98	\$31,482.59	2,060	588	2,648
FOOD SERVICE TEAM LEAD	Difficulty in recruitment and retention.	\$29,422.98	\$31,482.59	2,060	588	2,648
FOOD SERVICE TEAM LEAD	Difficulty in recruitment and retention.	\$29,380.24	\$31,436.86	2,057	587	2,644
FOOD SERVICE TEAM LEAD	Difficulty in recruitment and retention.	\$28,878.11	\$30,899.57	2,021	577	2,599
FOOD SERVICE TEAM LEAD	Difficulty in recruitment and retention.	\$28,878.11	\$30,899.57	2,021	577	2,599
FOOD SERVICE WORKER I	Difficulty in recruitment and retention.	\$28,385.01	\$30,371.96	1,987	567	2,554
FOOD SERVICE WORKER I	Difficulty in recruitment and retention.	\$18,580.63	\$19,881.27	1,301	371	1,672
FOOD SERVICE WORKER I	Difficulty in recruitment and retention.	\$21,845.04	\$23,374.20	1,529	437	1,966
FOOD SERVICE WORKER II	Difficulty in recruitment and retention.	\$22,480.70	\$24,054.35	1,574	449	2,023
FOOD SERVICE WORKER II	Difficulty in recruitment and retention.	\$22,480.70	\$24,054.35	1,574	449	2,023
FOOD SERVICE WORKER II	Difficulty in recruitment and retention.	\$22,930.31	\$24,535.44	1,605	458	2,063
FOOD SERVICE WORKER II	Difficulty in recruitment and retention.	\$22,480.70	\$24,054.35	1,574	449	2,023
FOOD SERVICE WORKER II	Difficulty in recruitment and retention.	\$22,705.51	\$24,294.89	1,589	454	2,043
FOOD SERVICE WORKER II	Difficulty in recruitment and retention.	\$22,705.51	\$24,294.89	1,589	454	2,043
FOOD SERVICE WORKER II	Difficulty in recruitment and retention.	\$22,480.70	\$24,054.35	1,574	449	2,023
SUPPORT CARE PROF TEAM LEAD	Difficulty in recruitment and retention.	\$37,609.06	\$40,241.70	2,633	752	3,384
SUPPORT CARE PROF TEAM LEAD	Difficulty in recruitment and retention.	\$36,513.64	\$39,069.60	2,556	730	3,286
SUPPORT CARE PROF TEAM LEAD	Difficulty in recruitment and retention.	\$37,609.06	\$40,241.70	2,633	752	3,384
SUPPORT CARE PROF TEAM LEAD	Difficulty in recruitment and retention.	\$30,331.04	\$32,454.21	2,123	606	2,729
SUPPORT CARE PROF TEAM LEAD	Difficulty in recruitment and retention.	\$36,513.64	\$39,069.60	2,556	730	3,286
SUPPORT CARE PROF TEAM LEAD	Difficulty in recruitment and retention.	\$36,513.64	\$39,069.60	2,556	730	3,286
SUPPORT CARE PROF TEAM LEAD	Difficulty in recruitment and retention.	\$36,875.17	\$39,456.43	2,581	737	3,318
SUPPORT CARE PROF TEAM LEAD	Difficulty in recruitment and retention.	\$45,588.03	\$48,779.20	3,191	911	4,102
SUPPORT CARE PROF TEAM LEAD	Difficulty in recruitment and retention.	\$38,288.22	\$40,968.39	2,680	765	3,445
SUPPORT CARE PROF TEAM LEAD	Difficulty in recruitment and retention.	\$41,814.26	\$44,741.26	2,927	836	3,763
SUPPORT CARE PROF TEAM LEAD	Difficulty in recruitment and retention.	\$44,205.87	\$47,300.28	3,094	883	3,978
SUPPORT CARE PROF TEAM LEAD	Difficulty in recruitment and retention.	\$38,041.97	\$40,704.91	2,663	760	3,423
SUPPORT CARE PROF TEAM LEAD	Difficulty in recruitment and retention.	\$35,974.03	\$38,492.22	2,518	719	3,237
SUPPORT CARE PROF TEAM LEAD	Difficulty in recruitment and retention.	\$39,965.74	\$42,763.34	2,798	799	3,596
SUPPORT CARE PROF TEAM LEAD	Difficulty in recruitment and retention.	\$36,152.13	\$38,682.77	2,531	722	3,253
SUPPORT CARE PROF TEAM LEAD	Difficulty in recruitment and retention.	\$44,003.65	\$47,083.90	3,080	879	3,960
SUPPORT CARE PROF TEAM LEAD	Difficulty in recruitment and retention.	\$36,456.19	\$39,008.12	2,552	729	3,281
SUPPORT CARE PROF TEAM LEAD	Difficulty in recruitment and retention.	\$38,320.61	\$41,003.06	2,682	766	3,448
SUPPORT CARE PROF TEAM LEAD	Difficulty in recruitment and retention.	\$40,454.82	\$43,286.66	2,832	808	3,640
SUPPORT CARE PROF TEAM LEAD	Difficulty in recruitment and retention.	\$37,981.42	\$40,640.12	2,659	759	3,418
SUPPORT CARE PROF TEAM LEAD	Difficulty in recruitment and retention.	\$40,254.69	\$43,072.52	2,818	804	3,622
SUPPORT CARE PROF TEAM LEAD	Difficulty in recruitment and retention.	\$40,570.87	\$43,410.83	2,840	811	3,651
SUPPORT CARE PROF TEAM LEAD	Difficulty in recruitment and retention.	\$39,776.10	\$42,560.43	2,784	795	3,579
SUPPORT CARE PROF TEAM LEAD	Difficulty in recruitment and retention.	\$38,793.78	\$41,509.35	2,716	775	3,491
SUPPORT CARE PROF TEAM LEAD	Difficulty in recruitment and retention.	\$37,609.06	\$40,241.70	2,633	752	3,384
SUPPORT CARE PROF TEAM LEAD	Difficulty in recruitment and retention.	\$37,981.42	\$40,640.12	2,659	759	3,418
SUPPORT CARE PROF TEAM LEAD	Difficulty in recruitment and retention.	\$37,609.06	\$40,241.70	2,633	752	3,384
SUPPORT CARE PROF TEAM LEAD	Difficulty in recruitment and retention.	\$39,386.15	\$42,143.18	2,757	787	3,544
SUPPORT CARE PROF TEAM LEAD	Difficulty in recruitment and retention.	\$39,177.87	\$41,920.32	2,742	783	3,525
SUPPORT CARE PROF TEAM LEAD	Difficulty in recruitment and retention.	\$37,609.06	\$40,241.70	2,633	752	3,384
SUPPORT CARE PROF TEAM LEAD	Difficulty in recruitment and retention.	\$36,152.13	\$38,682.77	2,531	722	3,253
SUPPORT CARE PROF TEAM LEAD	Difficulty in recruitment and retention.	\$37,609.06	\$40,241.70	2,633	752	3,384
SUPPORT CARE PROF TEAM LEAD	Difficulty in recruitment and retention.	\$40,687.84	\$43,535.99	2,848	813	3,661
SUPPORT CARE PROF TEAM LEAD	Difficulty in recruitment and retention.	\$36,513.65	\$39,069.61	2,556	730	3,286
SUPPORT CARE PROF TEAM LEAD	Difficulty in recruitment and retention.	\$37,609.06	\$40,241.70	2,633	752	3,384
SUPPORT CARE PROF TEAM LEAD	Difficulty in recruitment and retention.	\$45,588.03	\$48,779.20	3,191	911	4,102
SUPPORT CARE PROF TEAM LEAD	Difficulty in recruitment and retention.	\$38,227.80	\$40,903.75	2,676	764	3,440
SUPPORT CARE PROF TEAM LEAD	Difficulty in recruitment and retention.	\$38,390.10	\$41,077.40	2,687	767	3,455
SUPPORT CARE PROF TEAM LEAD	Difficulty in recruitment and retention.	\$38,390.10	\$41,077.40	2,687	767	3,455
SUPPORT CARE PROF TEAM LEAD	Difficulty in recruitment and retention.	\$41,748.17	\$44,670.54	2,922	834	3,757
SUPPORT CARE PROF TEAM LEAD	Difficulty in recruitment and retention.	\$38,227.80	\$40,903.75	2,676	764	3,440
SUPPORT CARE PROF TEAM LEAD	Difficulty in recruitment and retention.	\$43,098.18	\$46,115.06	3,017	861	3,878
SUPPORT CARE PROF TEAM LEAD	Difficulty in recruitment and retention.	\$37,609.06	\$40,241.70	2,633	752	3,384
SUPPORT CARE PROF TEAM LEAD	Difficulty in recruitment and retention.	\$37,609.06	\$40,241.70	2,633	752	3,384
SUPPORT CARE PROF TEAM LEAD	Difficulty in recruitment and retention.	\$40,972.55	\$43,840.63	2,868	819	3,687
SUPPORT CARE PROF TEAM LEAD	Difficulty in recruitment and retention.	\$37,609.06	\$40,241.70	2,633	752	3,384
SUPPORT CARE PROF TEAM LEAD	Difficulty in recruitment and retention.	\$36,513.64	\$39,069.60	2,556	730	3,286
SUPPORT CARE PROF TEAM LEAD	Difficulty in recruitment and retention.	\$36,513.64	\$39,069.60	2,556	730	3,286
SUPPORT CARE PROF TEAM LEAD	Difficulty in recruitment and retention.	\$42,049.37	\$44,992.82	2,943	840	3,784
SUPPORT CARE PROF TEAM LEAD	Difficulty in recruitment and retention.	\$37,609.06	\$40,241.70	2,633	752	3,384
SUPPORT CARE PROF TEAM LEAD	Difficulty in recruitment and retention.	\$37,609.06	\$40,241.70	2,633	752	3,384
SUPPORT CARE PROF TEAM LEAD	Difficulty in recruitment and retention.	\$37,609.06	\$40,241.70	2,633	752	3,384

SUPPORT CARE PROF TEAM LEAD	Difficulty in recruitment and retention.	\$41,924.02	\$44,858.70	2,935	838	3,773
SUPPORT CARE PROF TEAM LEAD	Difficulty in recruitment and retention.	\$36,152.13	\$38,682.77	2,531	722	3,253
SUPPORT CARE PROF TEAM LEAD	Difficulty in recruitment and retention.	\$37,609.06	\$40,241.70	2,633	752	3,384
SUPPORT CARE PROF TEAM LEAD	Difficulty in recruitment and retention.	\$37,609.06	\$40,241.70	2,633	752	3,384
SUPPORT CARE PROF TEAM LEAD	Difficulty in recruitment and retention.	\$42,049.46	\$44,992.92	2,943	840	3,784
SUPPORT CARE PROF TEAM LEAD	Difficulty in recruitment and retention.	\$37,609.06	\$40,241.70	2,633	752	3,384
SUPPORT CARE PROF TEAM LEAD	Difficulty in recruitment and retention.	\$37,609.06	\$40,241.70	2,633	752	3,384
SUPPORT CARE PROF TEAM LEAD	Difficulty in recruitment and retention.	\$37,609.06	\$40,241.70	2,633	752	3,384
SUPPORT CARE PROF TEAM LEAD	Difficulty in recruitment and retention.	\$37,609.06	\$40,241.70	2,633	752	3,384
SUPPORT CARE PROF TEAM LEAD	Difficulty in recruitment and retention.	\$37,609.06	\$40,241.70	2,633	752	3,384
SUPPORT CARE PROF TEAM LEAD	Difficulty in recruitment and retention.	\$37,236.69	\$39,843.26	2,607	744	3,351
SUPPORT CARE PROF TEAM LEAD	Difficulty in recruitment and retention.	\$36,513.64	\$39,069.60	2,556	730	3,286
SUPPORT CARE PROF TEAM LEAD	Difficulty in recruitment and retention.	\$39,204.02	\$41,948.30	2,744	783	3,528
SUPPORT CARE PROF TEAM LEAD	Difficulty in recruitment and retention.	\$37,609.06	\$40,241.70	2,633	752	3,384
SUPPORT CARE PROF TEAM LEAD	Difficulty in recruitment and retention.	\$36,152.13	\$38,682.77	2,531	722	3,253
SUPPORT CARE PROF TEAM LEAD	Difficulty in recruitment and retention.	\$39,782.75	\$42,567.55	2,785	795	3,580
SUPPORT CARE PROF TEAM LEAD	Difficulty in recruitment and retention.	\$36,152.13	\$38,682.77	2,531	722	3,253
SUPPORT CARE PROF TEAM LEAD	Difficulty in recruitment and retention.	\$36,513.64	\$39,069.60	2,556	730	3,286
SUPPORT CARE PROF TEAM LEAD	Difficulty in recruitment and retention.	\$37,609.06	\$40,241.70	2,633	752	3,384
SUPPORT CARE PROF TEAM LEAD	Difficulty in recruitment and retention.	\$36,513.64	\$39,069.60	2,556	730	3,286
SUPPORT CARE PROF TEAM LEAD	Difficulty in recruitment and retention.	\$36,513.64	\$39,069.60	2,556	730	3,286
SUPPORT CARE PROF TEAM LEAD	Difficulty in recruitment and retention.	\$40,972.55	\$43,840.63	2,868	819	3,687
SUPPORT CARE PROF TEAM LEAD	Difficulty in recruitment and retention.	\$37,609.06	\$40,241.70	2,633	752	3,384
SUPPORT CARE PROF TEAM LEAD	Difficulty in recruitment and retention.	\$36,513.64	\$39,069.60	2,556	730	3,286
SUPPORT CARE PROF TEAM LEAD	Difficulty in recruitment and retention.	\$36,547.70	\$39,106.04	2,558	730	3,289
SUPPORT CARE PROF TEAM LEAD	Difficulty in recruitment and retention.	\$36,513.64	\$39,069.60	2,556	730	3,286
SUPPORT CARE PROF TEAM LEAD	Difficulty in recruitment and retention.	\$40,002.34	\$42,802.50	2,800	799	3,600
SUPPORT CARE PROF TEAM LEAD	Difficulty in recruitment and retention.	\$37,420.12	\$40,039.53	2,619	748	3,367
SUPPORT CARE PROFESSIONAL III	Difficulty in recruitment and retention.	\$31,160.03	\$33,341.23	2,181	623	2,804
SUPPORT CARE PROFESSIONAL III	Difficulty in recruitment and retention.	\$31,240.96	\$33,427.82	2,187	624	2,811
SUPPORT CARE PROFESSIONAL III	Difficulty in recruitment and retention.	\$30,331.04	\$32,454.21	2,123	606	2,729
SUPPORT CARE PROFESSIONAL III	Difficulty in recruitment and retention.	\$31,240.96	\$33,427.82	2,187	624	2,811
SUPPORT CARE PROFESSIONAL III	Difficulty in recruitment and retention.	\$30,030.73	\$32,132.88	2,102	600	2,702
SUPPORT CARE PROFESSIONAL III	Difficulty in recruitment and retention.	\$30,030.73	\$32,132.88	2,102	600	2,702
SUPPORT CARE PROFESSIONAL III	Difficulty in recruitment and retention.	\$30,030.73	\$32,132.88	2,102	600	2,702
SUPPORT CARE PROFESSIONAL III	Difficulty in recruitment and retention.	\$30,030.73	\$32,132.88	2,102	600	2,702
SUPPORT CARE PROFESSIONAL III	Difficulty in recruitment and retention.	\$30,030.73	\$32,132.88	2,102	600	2,702
SUPPORT CARE PROFESSIONAL III	Difficulty in recruitment and retention.	\$33,018.05	\$35,329.32	2,311	660	2,971
SUPPORT CARE PROFESSIONAL III	Difficulty in recruitment and retention.	\$31,240.96	\$33,427.82	2,187	624	2,811
SUPPORT CARE PROFESSIONAL III	Difficulty in recruitment and retention.	\$35,120.92	\$37,579.38	2,458	702	3,160
SUPPORT CARE PROFESSIONAL III	Difficulty in recruitment and retention.	\$30,365.09	\$32,490.65	2,126	607	2,732
SUPPORT CARE PROFESSIONAL III	Difficulty in recruitment and retention.	\$31,952.52	\$34,189.20	2,237	639	2,875
SUPPORT CARE PROFESSIONAL III	Difficulty in recruitment and retention.	\$31,532.26	\$33,739.52	2,207	630	2,837
SUPPORT CARE PROFESSIONAL III	Difficulty in recruitment and retention.	\$31,631.71	\$33,845.93	2,214	632	2,846
SUPPORT CARE PROFESSIONAL III	Difficulty in recruitment and retention.	\$30,030.73	\$32,132.88	2,102	600	2,702
SUPPORT CARE PROFESSIONAL III	Difficulty in recruitment and retention.	\$32,013.89	\$34,254.87	2,241	640	2,881
SUPPORT CARE PROFESSIONAL III	Difficulty in recruitment and retention.	\$31,086.41	\$33,262.46	2,176	621	2,797
SUPPORT CARE PROFESSIONAL III	Difficulty in recruitment and retention.	\$31,859.71	\$34,089.89	2,230	637	2,867
SUPPORT CARE PROFESSIONAL III	Difficulty in recruitment and retention.	\$31,532.26	\$33,739.52	2,207	630	2,837
SUPPORT CARE PROFESSIONAL III	Difficulty in recruitment and retention.	\$30,331.04	\$32,454.21	2,123	606	2,729
SUPPORT CARE PROFESSIONAL III	Difficulty in recruitment and retention.	\$30,030.73	\$32,132.88	2,102	600	2,702
SUPPORT CARE PROFESSIONAL III	Difficulty in recruitment and retention.	\$30,030.73	\$32,132.88	2,102	600	2,702
SUPPORT CARE PROFESSIONAL III	Difficulty in recruitment and retention.	\$31,240.96	\$33,427.82	2,187	624	2,811
SUPPORT CARE PROFESSIONAL III	Difficulty in recruitment and retention.	\$30,030.73	\$32,132.88	2,102	600	2,702
SUPPORT CARE PROFESSIONAL III	Difficulty in recruitment and retention.	\$31,240.96	\$33,427.82	2,187	624	2,811
SUPPORT CARE PROFESSIONAL III	Difficulty in recruitment and retention.	\$32,425.69	\$34,695.49	2,270	648	2,918
SUPPORT CARE PROFESSIONAL III	Difficulty in recruitment and retention.	\$31,240.96	\$33,427.82	2,187	624	2,811
SUPPORT CARE PROFESSIONAL III	Difficulty in recruitment and retention.	\$31,240.96	\$33,427.82	2,187	624	2,811
SUPPORT CARE PROFESSIONAL III	Difficulty in recruitment and retention.	\$30,030.73	\$32,132.88	2,102	600	2,702
SUPPORT CARE PROFESSIONAL III	Difficulty in recruitment and retention.	\$31,240.96	\$33,427.82	2,187	624	2,811
SUPPORT CARE PROFESSIONAL III	Difficulty in recruitment and retention.	\$31,859.70	\$34,089.88	2,230	637	2,867
SUPPORT CARE PROFESSIONAL III	Difficulty in recruitment and retention.	\$31,240.96	\$33,427.82	2,187	624	2,811
SUPPORT CARE PROFESSIONAL III	Difficulty in recruitment and retention.	\$34,541.41	\$36,959.31	2,418	690	3,108
SUPPORT CARE PROFESSIONAL III	Difficulty in recruitment and retention.	\$31,240.96	\$33,427.82	2,187	624	2,811
SUPPORT CARE PROFESSIONAL III	Difficulty in recruitment and retention.	\$31,240.96	\$33,427.82	2,187	624	2,811
SUPPORT CARE PROFESSIONAL III	Difficulty in recruitment and retention.	\$30,030.73	\$32,132.88	2,102	600	2,702
SUPPORT CARE PROFESSIONAL III	Difficulty in recruitment and retention.	\$31,240.96	\$33,427.82	2,187	624	2,811
SUPPORT CARE PROFESSIONAL III	Difficulty in recruitment and retention.	\$34,541.41	\$36,959.31	2,418	690	3,108
SUPPORT CARE PROFESSIONAL III	Difficulty in recruitment and retention.	\$34,023.68	\$36,405.34	2,382	680	3,062
SUPPORT CARE PROFESSIONAL III	Difficulty in recruitment and retention.	\$30,030.73	\$32,132.88	2,102	600	2,702
SUPPORT CARE PROFESSIONAL III	Difficulty in recruitment and retention.	\$34,541.41	\$36,959.31	2,418	690	3,108
SUPPORT CARE PROFESSIONAL III	Difficulty in recruitment and retention.	\$31,240.96	\$33,427.82	2,187	624	2,811
SUPPORT CARE PROFESSIONAL III	Difficulty in recruitment and retention.	\$35,967.83	\$38,485.58	2,518	719	3,237
SUPPORT CARE PROFESSIONAL III	Difficulty in recruitment and retention.	\$31,240.96	\$33,427.82	2,187	624	2,811
SUPPORT CARE PROFESSIONAL III	Difficulty in recruitment and retention.	\$31,240.96	\$33,427.82	2,187	624	2,811
SUPPORT CARE PROFESSIONAL III	Difficulty in recruitment and retention.	\$34,541.41	\$36,959.31	2,418	690	3,108
SUPPORT CARE PROFESSIONAL III	Difficulty in recruitment and retention.	\$30,030.73	\$32,132.88	2,102	600	2,702
SUPPORT CARE PROFESSIONAL III	Difficulty in recruitment and retention.	\$31,240.96	\$33,427.82	2,187	624	2,811
SUPPORT CARE PROFESSIONAL III	Difficulty in recruitment and retention.	\$39,041.81	\$41,774.73	2,733	780	3,513
SUPPORT CARE PROFESSIONAL III	Difficulty in recruitment and retention.	\$31,240.96	\$33,427.82	2,187	624	2,811
SUPPORT CARE PROFESSIONAL III	Difficulty in recruitment and retention.	\$34,541.41	\$36,959.31	2,418	690	3,108

[illegible]

SPECIALIZED TRADES WORKER II	Difficulty in recruitment and retention.	\$41,092.13	\$43,968.58	2,876	821	3,698
SPECIALIZED TRADES WORKER II	Difficulty in recruitment and retention.	\$41,092.13	\$43,968.58	2,876	821	3,698
BEHAVIORAL HEALTH SUPERVISOR	Difficulty in recruitment and retention.	\$115,774.92	\$123,879.16	8,104	2,314	10,418
BEHAVIORAL HLTH SPECIALIST I	Difficulty in recruitment and retention.	\$41,092.13	\$43,968.58	2,876	821	3,698
BEHAVIORAL HLTH SPECIALIST I	Difficulty in recruitment and retention.	\$41,092.13	\$43,968.58	2,876	821	3,698
BEHAVIORAL HLTH SPECIALIST I	Difficulty in recruitment and retention.	\$45,201.34	\$48,365.43	3,164	903	4,067
BEHAVIORAL HLTH SPECIALIST I	Difficulty in recruitment and retention.	\$47,859.15	\$51,209.30	3,350	956	4,307
BEHAVIORAL HLTH SPECIALIST I	Difficulty in recruitment and retention.	\$37,356.48	\$39,971.43	2,615	747	3,362
BEHAVIORAL HLTH SPECIALIST I	Difficulty in recruitment and retention.	\$37,356.48	\$39,971.43	2,615	747	3,362
BEHAVIORAL HLTH SPECIALIST I	Difficulty in recruitment and retention.	\$37,356.48	\$39,971.43	2,615	747	3,362
BEHAVIORAL HLTH SPECIALIST I	Difficulty in recruitment and retention.	\$37,356.48	\$39,971.43	2,615	747	3,362
BEHAVIORAL HLTH SPECIALIST I	Difficulty in recruitment and retention.	\$37,356.48	\$39,971.43	2,615	747	3,362
BEHAVIORAL HLTH SPECIALIST I	Difficulty in recruitment and retention.	\$45,201.34	\$48,365.43	3,164	903	4,067
BEHAVIORAL HLTH SPECIALIST I	Difficulty in recruitment and retention.	\$45,201.34	\$48,365.43	3,164	903	4,067
BEHAVIORAL HLTH SPECIALIST I	Difficulty in recruitment and retention.	\$41,092.13	\$43,968.58	2,876	821	3,698
BEHAVIORAL HLTH SPECIALIST I	Difficulty in recruitment and retention.	\$41,092.13	\$43,968.58	2,876	821	3,698
BEHAVIORAL HLTH SPECIALIST I	Difficulty in recruitment and retention.	\$41,092.13	\$43,968.58	2,876	821	3,698
BEHAVIORAL HLTH SPECIALIST I	Difficulty in recruitment and retention.	\$45,201.34	\$48,365.43	3,164	903	4,067
BEHAVIORAL HLTH SPECIALIST I	Difficulty in recruitment and retention.	\$45,201.34	\$48,365.43	3,164	903	4,067
BEHAVIORAL HLTH SPECIALIST I	Difficulty in recruitment and retention.	\$45,201.34	\$48,365.43	3,164	903	4,067
BEHAVIORAL HLTH SPECIALIST I	Difficulty in recruitment and retention.	\$41,092.13	\$43,968.58	2,876	821	3,698
BEHAVIORAL HLTH SPECIALIST I	Difficulty in recruitment and retention.	\$45,201.34	\$48,365.43	3,164	903	4,067
BEHAVIORAL HLTH SPECIALIST I	Difficulty in recruitment and retention.	\$45,201.34	\$48,365.43	3,164	903	4,067
BEHAVIORAL HLTH SPECIALIST II	Difficulty in recruitment and retention.	\$53,821.23	\$57,588.71	3,767	1,076	4,843
BEHAVIORAL HLTH SPECIALIST II	Difficulty in recruitment and retention.	\$61,468.24	\$65,771.02	4,303	1,228	5,531
BEHAVIORAL HLTH SPECIALIST II	Difficulty in recruitment and retention.	\$54,902.82	\$58,746.01	3,843	1,097	4,940
BEHAVIORAL HLTH SPECIALIST II	Difficulty in recruitment and retention.	\$54,460.53	\$58,272.77	3,812	1,088	4,901
BEHAVIORAL HLTH SPECIALIST II	Difficulty in recruitment and retention.	\$48,817.44	\$52,234.67	3,417	976	4,393
BEHAVIORAL HLTH SPECIALIST II	Difficulty in recruitment and retention.	\$53,699.19	\$57,458.13	3,759	1,073	4,832
BEHAVIORAL HLTH SPECIALIST II	Difficulty in recruitment and retention.	\$53,699.19	\$57,458.13	3,759	1,073	4,832
BEHAVIORAL HLTH SPECIALIST II	Difficulty in recruitment and retention.	\$53,699.19	\$57,458.13	3,759	1,073	4,832
BEHAVIORAL HLTH SPECIALIST II	Difficulty in recruitment and retention.	\$60,876.31	\$65,137.66	4,261	1,217	5,478
BEHAVIORAL HLTH SPECIALIST II	Difficulty in recruitment and retention.	\$53,699.19	\$57,458.13	3,759	1,073	4,832
BEHAVIORAL HLTH SPECIALIST II	Difficulty in recruitment and retention.	\$48,817.44	\$52,234.67	3,417	976	4,393
BEHAVIORAL HLTH SPECIALIST II	Difficulty in recruitment and retention.	\$53,699.19	\$57,458.13	3,759	1,073	4,832
BEHAVIORAL HLTH SPECIALIST II	Difficulty in recruitment and retention.	\$52,088.21	\$55,734.38	3,646	1,041	4,687
BEHAVIORAL HLTH SPECIALIST II	Difficulty in recruitment and retention.	\$53,699.19	\$57,458.13	3,759	1,073	4,832
BEHAVIORAL HLTH TEAM LEAD	Difficulty in recruitment and retention.	\$101,799.63	\$108,925.61	7,126	2,034	9,160
BEHAVIORAL HLTH TEAM LEAD	Difficulty in recruitment and retention.	\$92,545.12	\$99,023.28	6,478	1,850	8,328
BEHAVIORAL HLTH TEAM LEAD	Difficulty in recruitment and retention.	\$94,396.02	\$101,003.74	6,608	1,887	8,494
BEHAVIORAL HLTH TEAM LEAD	Difficulty in recruitment and retention.	\$114,359.95	\$122,365.15	8,005	2,285	10,291
BEHAVIORAL HLTH TEAM LEAD	Difficulty in recruitment and retention.	\$101,799.63	\$108,925.61	7,126	2,034	9,160
BEHAVIORAL HLTH TECHNICIAN II	Difficulty in recruitment and retention.	\$29,776.61	\$31,860.97	2,084	595	2,679
BEHAVIORAL HLTH TECHNICIAN II	Difficulty in recruitment and retention.	\$32,318.67	\$34,580.98	2,262	646	2,908
BEHAVIORAL HLTH TECHNICIAN II	Difficulty in recruitment and retention.	\$32,538.00	\$34,815.66	2,278	650	2,928
BEHAVIORAL HLTH TECHNICIAN II	Difficulty in recruitment and retention.	\$39,552.36	\$42,321.02	2,769	790	3,559
PSYCHOLOGIST I	Difficulty in recruitment and retention.	\$76,613.93	\$81,976.91	5,363	1,531	6,894
PSYCHOLOGIST I	Difficulty in recruitment and retention.	\$78,116.17	\$83,584.30	5,468	1,561	7,029
PSYCHOLOGIST I	Difficulty in recruitment and retention.	\$81,120.63	\$86,799.07	5,678	1,621	7,300
PSYCHOLOGIST I	Difficulty in recruitment and retention.	\$83,379.10	\$89,215.64	5,837	1,666	7,503
PSYCHOLOGIST I	Difficulty in recruitment and retention.	\$75,111.70	\$80,369.52	5,258	1,501	6,759
PSYCHOLOGIST I	Difficulty in recruitment and retention.	\$75,111.70	\$80,369.52	5,258	1,501	6,759
PSYCHOLOGIST I	Difficulty in recruitment and retention.	\$75,111.70	\$80,369.52	5,258	1,501	6,759
PSYCHOLOGIST I	Difficulty in recruitment and retention.	\$76,613.93	\$81,976.91	5,363	1,531	6,894
PSYCHOLOGIST I	Difficulty in recruitment and retention.	\$81,120.63	\$86,799.07	5,678	1,621	7,300
PSYCHOLOGIST I	Difficulty in recruitment and retention.	\$75,111.70	\$80,369.52	5,258	1,501	6,759
PSYCHOLOGIST I	Difficulty in recruitment and retention.	\$79,618.40	\$85,191.68	5,573	1,591	7,164
PSYCHOLOGIST I	Difficulty in recruitment and retention.	\$75,111.70	\$80,369.52	5,258	1,501	6,759
PSYCHOLOGIST I	Difficulty in recruitment and retention.	\$75,269.71	\$80,538.59	5,269	1,504	6,773
PSYCHOLOGIST II	Difficulty in recruitment and retention.	\$83,373.98	\$89,210.16	5,836	1,666	7,502
PSYCHOLOGIST II	Difficulty in recruitment and retention.	\$91,711.38	\$98,131.18	6,420	1,833	8,253
LAW ENFORCEMENT OFF. ADMIN	Difficulty in recruitment and retention.	\$75,220.95	\$80,486.42	5,265	1,503	6,769
LAW ENFORCEMENT OFF. I	Difficulty in recruitment and retention.	\$32,050.66	\$34,294.21	2,244	641	2,884
LAW ENFORCEMENT OFF. I	Difficulty in recruitment and retention.	\$31,733.33	\$33,954.67	2,221	634	2,856
LAW ENFORCEMENT OFF. I	Difficulty in recruitment and retention.	\$32,050.66	\$34,294.21	2,244	641	2,884
LAW ENFORCEMENT OFF. II	Difficulty in recruitment and retention.	\$41,092.13	\$43,968.58	2,876	821	3,698
LAW ENFORCEMENT OFF. II	Difficulty in recruitment and retention.	\$41,503.05	\$44,408.26	2,905	829	3,735
LAW ENFORCEMENT OFF. II	Difficulty in recruitment and retention.	\$41,503.08	\$44,408.29	2,905	829	3,735
LAW ENFORCEMENT OFF. III	Difficulty in recruitment and retention.	\$44,823.29	\$47,960.92	3,138	896	4,033
LAW ENFORCEMENT OFF. III	Difficulty in recruitment and retention.	\$44,823.29	\$47,960.92	3,138	896	4,033
LAW ENFORCEMENT OFF. III	Difficulty in recruitment and retention.	\$44,379.50	\$47,486.06	3,107	887	3,993
LAW ENFORCEMENT OFF. III	Difficulty in recruitment and retention.	\$44,823.29	\$47,960.92	3,138	896	4,033
LAW ENFORCEMENT OFF. MGR	Difficulty in recruitment and retention.	\$65,802.61	\$70,408.79	4,606	1,315	5,921
LAW ENFORCEMENT OFF. SUP	Difficulty in recruitment and retention.	\$59,208.42	\$63,353.01	4,145	1,183	5,328
LAW ENFORCEMENT OFF. SUP	Difficulty in recruitment and retention.	\$60,369.36	\$64,595.22	4,226	1,206	5,432
LAW ENFORCEMENT OFF. SUP	Difficulty in recruitment and retention.	\$60,369.36	\$64,595.22	4,226	1,206	5,432
LAW ENFORCEMENT OFF. SUP	Difficulty in recruitment and retention.	\$60,369.36	\$64,595.22	4,226	1,206	5,432
LAW ENFORCEMENT OFF. TEAM LEAD	Difficulty in recruitment and retention.	\$54,319.64	\$58,122.02	3,802	1,086	4,888
LAW ENFORCEMENT OFF. TEAM LEAD	Difficulty in recruitment and retention.	\$58,084.37	\$62,150.28	4,066	1,161	5,227
THERAPEUTIC SUPERVISOR	Difficulty in recruitment and retention.	\$84,258.55	\$90,156.65	5,898	1,684	7,582
THERAPEUTIC TEAM LEAD	Difficulty in recruitment and retention.	\$50,791.72	\$54,347.14	3,555	1,015	4,570
THERAPEUTIC TEAM LEAD	Difficulty in recruitment and retention.	\$55,217.02	\$59,082.21	3,865	1,104	4,969
THERAPEUTIC TEAM LEAD	Difficulty in recruitment and retention.	\$47,559.53	\$50,888.70	3,329	950	4,280

THERAPEUTIC THERAPIST I	Difficulty in recruitment and retention.	\$26,709.31	\$28,578.96	1,870	534	2,403
THERAPEUTIC THERAPIST I	Difficulty in recruitment and retention.	\$26,709.31	\$28,578.96	1,870	534	2,403
THERAPEUTIC THERAPIST I	Difficulty in recruitment and retention.	\$26,709.31	\$28,578.96	1,870	534	2,403
THERAPEUTIC THERAPIST II	Difficulty in recruitment and retention.	\$34,906.66	\$37,350.13	2,443	698	3,141
THERAPEUTIC THERAPIST II	Difficulty in recruitment and retention.	\$33,320.00	\$35,652.40	2,332	666	2,998
THERAPEUTIC THERAPIST II	Difficulty in recruitment and retention.	\$32,050.66	\$34,294.21	2,244	641	2,884
THERAPEUTIC THERAPIST II	Difficulty in recruitment and retention.	\$31,733.33	\$33,954.67	2,221	634	2,856
THERAPEUTIC THERAPIST II	Difficulty in recruitment and retention.	\$32,050.66	\$34,294.21	2,244	641	2,884
THERAPEUTIC THERAPIST II	Difficulty in recruitment and retention.	\$31,733.33	\$33,954.67	2,221	634	2,856
THERAPEUTIC THERAPIST II	Difficulty in recruitment and retention.	\$35,028.71	\$37,480.72	2,452	700	3,152
THERAPEUTIC THERAPIST III	Difficulty in recruitment and retention.	\$34,614.72	\$37,037.75	2,423	692	3,115
THERAPEUTIC THERAPIST III	Difficulty in recruitment and retention.	\$34,614.72	\$37,037.75	2,423	692	3,115
THERAPEUTIC THERAPIST III	Difficulty in recruitment and retention.	\$35,307.01	\$37,778.51	2,472	706	3,177
THERAPEUTIC THERAPIST III	Difficulty in recruitment and retention.	\$35,307.01	\$37,778.51	2,472	706	3,177
THERAPEUTIC THERAPIST III	Difficulty in recruitment and retention.	\$37,754.04	\$40,396.82	2,643	755	3,397
THERAPEUTIC THERAPIST III	Difficulty in recruitment and retention.	\$34,614.72	\$37,037.75	2,423	692	3,115
THERAPEUTIC THERAPIST III	Difficulty in recruitment and retention.	\$37,009.52	\$39,600.18	2,591	740	3,330
THERAPEUTIC THERAPIST III	Difficulty in recruitment and retention.	\$37,754.04	\$40,396.82	2,643	755	3,397
THERAPEUTIC THERAPIST III	Difficulty in recruitment and retention.	\$35,999.31	\$38,519.26	2,520	719	3,239
THERAPEUTIC THERAPIST III	Difficulty in recruitment and retention.	\$38,767.75	\$41,481.49	2,714	775	3,489
LAUNDRY WORKER I	Difficulty in recruitment and retention.	\$21,440.50	\$22,941.34	1,501	428	1,929
LAUNDRY WORKER I	Difficulty in recruitment and retention.	\$18,580.63	\$19,881.27	1,301	371	1,672
LAUNDRY WORKER I	Difficulty in recruitment and retention.	\$19,141.77	\$20,481.69	1,340	383	1,722
LAUNDRY WORKER I	Difficulty in recruitment and retention.	\$22,067.46	\$23,612.18	1,545	441	1,986
LAUNDRY WORKER I	Difficulty in recruitment and retention.	\$18,580.63	\$19,881.27	1,301	371	1,672
LAUNDRY WORKER I	Difficulty in recruitment and retention.	\$18,766.43	\$20,080.08	1,314	375	1,689
LAUNDRY WORKER I	Difficulty in recruitment and retention.	\$19,141.77	\$20,481.69	1,340	383	1,722
LAUNDRY WORKER I	Difficulty in recruitment and retention.	\$19,141.77	\$20,481.69	1,340	383	1,722
LAUNDRY WORKER SUPERVISOR	Difficulty in recruitment and retention.	\$28,472.80	\$30,465.90	1,993	569	2,562
LAUNDRY WORKER TEAM LEAD	Difficulty in recruitment and retention.	\$24,975.65	\$26,723.94	1,748	499	2,247
LAUNDRY WORKER TEAM LEAD	Difficulty in recruitment and retention.	\$23,613.73	\$25,266.70	1,653	472	2,125
LAUNDRY WORKER TEAM LEAD	Difficulty in recruitment and retention.	\$23,613.73	\$25,266.70	1,653	472	2,125
LAUNDRY WORKER TEAM LEAD	Difficulty in recruitment and retention.	\$25,446.89	\$27,228.17	1,781	509	2,290
LAUNDRY WORKER TEAM LEAD	Difficulty in recruitment and retention.	\$29,260.27	\$31,308.49	2,048	585	2,633